

PRICING EFFECTIVE
JAN 2016

KENNSINGTONTM

Price & Specification Guide

Gunlocke[®]

WOOD FINISH

- A. Wheat Cherry
- B. Light Cherry
- C. Canyon Cherry
- D. Cinnamon Cherry
- E. Burnished Cherry
- F. Medium Brown Cherry
- G. Chestnut Cherry
- H. Medium Red Cherry
- I. Dark Red Cherry
- J. Chicory Cherry



ORDERING OPTION CODES

KENNSINGTON
01/16

WOOD FINISH

SELECT VENEERS

NATURAL PLAIN SLICED CHERRY

Medium Brown Cherry	NC215
Cinnamon Cherry	NC260
Chicory Cherry	NC284
Chestnut Cherry	NC293
Dark Red Cherry	NC511
Medium Red Cherry	NC512
Light Cherry	NC701
Wheat Cherry	NC706
Canyon Cherry	NC744
Burnished Cherry	NC777

DESK TOPS

Plain Cherry Veneer	TNC
Customers Own Leather(+ \$1,375)	COL

DANI FLORIDA LEATHER

Onyx - Black (+ \$2,077)	L14 - 2002
Zinfandel - Wine (+ \$2,077)	L14 - 2088
Black Plumb - Dark Blue (+ \$2,077)	L14 - 2058
Hunt Club - Dark Green (+ \$2,077)	L14 - 2046
Black Bean - Dark Brown (+ \$2,077)	L14 - 2040

DRAWER/DOOR FRONTS

Plain Cherry Veneer Fronts	FNC
Cerejeira Veneer Fronts	FCJ

VENEER DIRECTION

Long Grain (Parallel to Width)	VLG
Short Grain (Parallel to Depth)	VST

BOX TRIM MOLDING

Trim Yes (+ \$408)	TY
Trim No	TN

PULL COLOR

Traditional Pull Bronze	TRZ
Traditional Pull Satin Nickel	TRS

GROMMET COLOR

Grommet Silver	GS
Grommet Bronze	GZ

TASKLIGHT CORD GROMMET

VSU Grommet Included	WY
No VSU Grommet	WN

LOCKS

Locks Yes (+ \$140)	LY
Locks No	LN

KEYING

Field Installed Locks	FL
-----------------------	----

FACTORY-INSTALLED

Random Key Numbers	
Silver	RMS
Black	RMB

Designated Key Numbers

Specify a number between:

Silver	FT100TAS - FT150TAS
Black	FT100TA - FT150TA

UV TOP FINISH


Open Pore Low Sheen	OP
Full Fill ClearTech™	FF
Full Fill Top ≤ 120" Length (+ \$75)	
Full Fill Top > 120" Length (+ \$150)	

EDGE DETAIL




GROMMET

- A. Bronze B. Silver




TRADITIONAL POWER PORT

- A. Bronze - Closed B. Satin Nickel - Open




PULLS

- A. Bail & Rosette - Bronze B. Knob - Bronze
C. Bail & Rosette - Satin Nickel D. Knob - Satin Nickel



DOOR OPTIONS

- A. Glass Door B. Wood Door



PRODUCT FEATURES

- A. Leather Inlay B. Box Trim Molding



GENERAL INFORMATION

Conditions of sale.	2
GSA terms & conditions	3-4
Warranty	5
Delivery information	6
Veneers & finishes	7
Edge detail, pulls and box trim molding	8
Filing & keying.	9-11
Wire management	12-17
Wall access panels.	18-20
Product Reference.	25-46
Nomenclature.	26
How to use this price guide	27
Technical specifications.	28-29
Height reference	30
Product reference	31-41
Typicals.	47-58
Unitized Caseloads.	59-100
Key product features	60
Table desks	61
Double pedestal desks.	62-63
Single pedestal desks.	64-67
Desk technology corners.	68
P-top extensions	69
Credenzas	70-79
Returns.	80-85
Bridges.	86-91
Computer corners.	92-93
Storage cabinet	94
Mobile computer/printer stand	95
Mobile pedestal	96
Storage	101-124
Surface mount cabinets.	102-103
Towers	104-107
Surface mount cabinet / tower tops.	108
Surface mount tackboards	109
Wall mount cabinets.	110-111
Wall mount cabinet tops	112
Wall mount tackboards	113
Bookcases.	114-116
Lateral files	117
Storage box	118
Closets	119-120
Modular components	125-134
Worksurfaces	126
Pedestals.	127
Modular support components	128-129
Accessories	135-146
Tables	147-167
Fabric grade pricing	168-169
Weights and cubes	170-172

INTRODUCTION

The Gunlocke Company is dedicated to providing the finest products and service possible. This price list reflects that commitment. Included is a current listing of our casegood models.

Seating and Lounge are presented in a separate price list. Contact your Gunlocke Customer Services Representative for more information, (800) 828-6300.

Designed for easy use, each page of this price list, and the inside front cover fold out provide all information required to order a product correctly. Should additional information be needed, contact your Gunlocke customer service representative.

PRICING

Prices shown cover standard product specifications. Any changes or alterations, other than those listed, will be subject to an additional charge. Prices include carton-ing and freight. Authorization and pricing must be secured in advance for orders or contracts calling for large quantities, indefinite quantities, or extended delivery dates. Prices are subject to change without notice; the most current prices are published on <http://www.gunlocke.com>.

ORDERING

To expedite order entry and to assure proper service, email or fax all orders directly to:

The Gunlocke Company

Attn: Order Entry
One Gunlocke Drive
Wayland, New York 14572
585-728-5111
585-728-8350 FAX
800-828-6300
www.gunlocke.com

Gunlocke will not be responsible for duplicate orders if purchase orders are left unmarked.

ACKNOWLEDGEMENT

Each order will be acknowledged by Gunlocke. Customers should check each acknowledgement for accuracy and immediately notify Gunlocke of any discrepancies. The printed acknowledgement is the final agreement between The Gunlocke Company and the customer, superseding all previous communications regarding the order.

SPECIFICATION CHANGES

Gunlocke reserves the right to change specifications for the improvement of products at any time, without notice.

ORDER CHANGES

Gunlocke is not required to accept changes in orders after confirmation. Reasonable changes are subject to additional charges for labor, material and administrative costs.

Order changes of acknowledgement may result in re-scheduling of product.

RETURNED MERCHANDISE

No merchandise may be returned without prior authorization.

CANCELLATIONS

Cancellation of orders cannot be accepted since every order is manufactured according to customer specifications.

STORAGE

If delivery cannot be made and products are ready, Gunlocke will transfer products to a storage facility and products will be invoiced at that time. The customer is responsible for storage charges and assumes and bears all risks associated with the storage of that product.

TERMS

Net 30 days from date of invoice. A service charge of eighteen percent (18%) per year or .0004931% per day, compounded monthly, will be added to balance due beyond the thirtieth day. Products are shipped FOB factory, freight prepaid and allowed. Title passes to purchaser and Gunlocke's responsibility ceases when shipment is accepted for transportation by a carrier. A full explanation of all payment terms is found on order and invoice forms.

SHOWROOMS**Chicago**

222 Merchandise Mart Plaza
Space 1126
Chicago, IL 60654
312-923-1133
312-222-1162 FAX

Dallas

150 Turtle Creek Blvd.
Suite 104-E
Dallas, TX 75207
214-912-4727

New York

257 Park Avenue South
14th Floor
New York, NY 10010
212-473-8300
212-473-8409 FAX

San Francisco

2 Embarcadero Center
Promenade Level
San Francisco, CA 94111
415-362-3131
415-362-3134 FAX

Washington DC

1331 F Street, NW
9th Floor
Washington, DC 20004
202-393-5070
202-393-5075 FAX

ORDERING INFORMATION

1a.Intended use: The furniture on this schedule is intended for use by Government executives (or equivalent military rank) in the Executive, Judicial and Legislative Branches of the Federal Government. To help customers make a good purchasing decision based on their needs and budget, GSA has established four grades of furniture. Grade (1) includes furniture that tends to be the most expensive on this schedule, grade (2) furniture tends to be more moderately priced and grades (3) and (4) furniture tend to be affordably priced when compared to grades (1) and (2). Some pieces of furniture on this schedule may be significantly higher in price than GSA Traditional and Contemporary Executive Special Order Program furniture. The ordering agency or service is responsible for determining furniture appropriate for use in its offices which will fit within its budget and comply with applicable Federal or internal agency procurement regulations. Please see reverse for GSA terms and conditions.

Grade 1 All exposed solid parts such as top rims, base rails etc. (except decorative accents, inlays and painted parts) shall be the same species as the face veneer. Top and bottom edges of drawer fronts shall be solid wood in the same species as the face veneers. Drawer sides and backs shall be solid wood.

Grade 2 Exposed wood panel trim and trim on tops shall be the same wood species as the face veneer on the top. Some or all other exposed solid parts, such as base rails can be an alternative wood species (such as poplar or gum) different from the face veneers. Exposed, finished engineered wood core material such as MDF is acceptable only for the edges of drawer fronts. Drawer sides shall be solid wood or veneer core plywood/laminated construction. Silea is grade 2.

Grade 3 Most or all exposed solid parts can be an alternative wood species (such as poplar or gum), different from the face veneers. Exposed, finished engineered wood core material such as MDF is acceptable only for the edges of drawer fronts. Drawer sides shall be solid wood or veneer core plywood/laminated construction. Medley, Kennsington, Credentials, and all tables are grade 3.

Grade 4 Most or all exposed solid parts can be an alternative wood species (such as poplar or gum), different from the face veneers. Exposed, finished engineered wood core material such as MDF is acceptable only for the edges of drawer fronts. Drawer sides shall be composite wood material construction such as MDF. Trio is grade 4.

- 1a. **The Kennsington SIN #711-8 Grade 3 on pages 52-141, 165 The Tables SIN #711-9 Grade 3 on pages 154-164**
- 1b. **Lowest priced units:**

711-8	ACFLR15	\$22 List
711-9	ACWM	\$63 List
2. **Maximum order:**
\$1,385,042 list (\$500,000 net)
3. **Minimum order:** \$2,000 list
4. **Geographic coverage:**
48 contiguous states and DC
5. **Points of production:**
Wayland, NY, Steuben County, USA
6. **Discount from list:**
- | | |
|-------------------------------|-----------|
| \$2,000 to \$100,000 list | 60.1% off |
| \$100,001 to \$300,000 list | 61.2% off |
| \$300,001 to \$500,000 list | 61.7% off |
| \$500,001 to \$700,000 list | 62.8% off |
| \$700,001 to \$1,385,042 list | 63.9% off |
- *These discounts apply to single purchase orders, shipping to the same place in the same time period.
7. **Quantity Discount:** See above
8. **Prompt payment terms:**
Net 30 days
- 9a. **Credit card Acceptance:**
Government credit card is accepted at or below the micro - purchase threshold.
- 9b. **Credit card Acceptance:**
Government credit card is accepted above the micro - purchase threshold.
10. **Foreign items:** None
- 11a. **Time of delivery:** 90 days ARO
- 11b. **Expedited delivery:** Not available
- 11c. **Overnight and 2-day delivery:**
Not available
- 11d. **Urgent requirements:**
Not available
12. **FOB point(s):** Destination
13. **Ordering address(es):**
The Gunlocke Company
c/o Authorized Gunlocke GSA Dealer
One Gunlocke Drive
Wayland, NY 14572
Phone: (800) 828-6300
Fax: (585) 728-8350
14. **Payment address(es):**
The Gunlocke Company LLC
13367 Collections Center Drive
Chicago, IL 60693
15. **Warranty provision:**
See warranty on page 5
16. **Export packing charges:** Write for quotation on export packaging.
17. **Terms and conditions of Government commercial credit card acceptance:**
Credit Cards are accepted.
18. **Terms and conditions of rental, maintenance, and repair:**
Not applicable
19. **Project Management:**
(SIN #711-91) \$65 Per Hour
20. **Design/Layout Services:**
(SIN #711-94) \$65 Per Hour
21. **Terms and conditions of installation:**
(SIN #711-95) Installation services will be charged at a rate of 15% of the net price of the purchase order for non-union rates (with a minimum charge of \$100), and 20% of the net price of the purchase order for union rates (with a minimum charge of \$150), for installation projects up to \$500. Installation projects in excess of \$500 will be negotiated on a case-by-case basis.
22. **Terms and conditions of repair:**
Parts indicating date of parts price lists and any discounts from list prices: Not applicable
23. **List of service and distribution:**
Points: Not applicable
24. **Participating dealers:**
A list of participating dealers will be supplied to any government agency upon request or is available on our website at www.gunlocke.com.
25. **Preventative maintenance:** Not applicable. Instruction sheets available upon request.
26. **Environmental attributes:**
Gunlocke has an active environmental program. Please call (800) 828-6300 for details.
27. **Data universal number system:**
(DUNS) number is 1999 36550
28. **CCR registration/Cage Code:**
The Gunlocke Company is registered in the DoD CCR. Cage Code - 26574
29. **Returns:**
No returns of goods will be accepted without written consent and shipping instructions from Gunlocke, and the Government customer will be required to pay all return freight charges. A restocking fee of 30% net will apply on all authorized returns provided Gunlocke receives goods in the condition in which they left the factory. No credit will be given if goods cannot be reused. Special order items are in no event subject to return. Goods must be returned within 70 days of shipment from factory.
30. **Cancellations:**
No charge prior to production. After production has begun (5 days ARO), only the actual costs that the contractor can demonstrate will be billed to the customer if the merchandise cannot be resold within a reasonable period of time (90 days).
31. **Inside Delivery:**
Contact the Gunlocke Company Traffic Department at (800) 828-6300 for a quotation on inside delivery.
32. **Federal Tax ID #** 22 3887942

12 YEAR WARRANTY

Subject to the limitations set forth below. The Gunlocke Company warrants to the original purchaser all product in this price list to be free from defects in material and workmanship for a twelve year period from the date of shipment. This 12-year warranty applies to all products sold and installed by a Gunlocke authorized agent for normal commercial single shift service. Gunlocke will repair, or at its option, replace defective merchandise, free of charge. The following components not manufactured by Gunlocke have the following warranties:

- **High wear components** such as casters and glides are warranted for five years after date of shipment to original owner.
- **Electrical components** are warranted 10 years from date of manufacture with exception of lamps and ballasts which are not warranted. This includes Fluorescent Tasklights.
- **LED tasklights** are warranted for 3 years from date of shipment to original owner.
- **Drawer suspensions** are warranted for lifetime of product after shipment to original owner.
- **Personal corners** including covering (leather) are warranted for three years of single shift and normal use after shipment to original owner.
- **Height adjustable electrical components** are warranted for five years of single shift and normal use after shipment to original owner.

Any non-standard material selected by the customer is not warranted. Neither does this warranty apply to damage resulting from accident, alteration, or misuse, as well as damage from normal wear and tear such as dents, nicks, scratches, fading and improper maintenance. That is, Gunlocke's warranty is only valid if products are given proper use and care. Gunlocke assumes no responsibility for product damages resulting from improper installation or user modification.

WOOD FURNITURE

Wood owes its inherent beauty to variations in color, grain, and texture, and therefore, these variations are not considered defects. There may be minor variations from one piece of furniture to the next even though they are finished at the same time. Exposure to light and the aging process will cause a darkening of natural wood products. Light finishes on wood products do not mask the natural characteristics of wood. The Gunlocke Company does not guarantee the exact matching of grain, pattern, and color.

These finishes do not cover any of the natural characteristics of the wood, including nature's colorations, pitch pockets, and the variations of steambent wood. Merchandise will not be replaced because of these natural variations.

It is expressly understood and agreed that the buyer's sole and exclusive remedy for any and all losses or damages resulting from nonconforming goods, or from any other cause, shall be repair or replacement of defective parts, and that Gunlocke shall not be liable for damages or injury to persons or property, nor for replacement of the entire commercial unit, if repair or replacement of defective parts can reasonably render the unit conforming.

All warranty claims must be made in writing by the original owner. Owner may be required to produce the invoice or other evidence to establish that a claim is within the warranty period. Warranty claims may be submitted on the Gunlocke website.

www.gunlocke.com/productservice/

As stated and illustrated on the website, serial numbers are required to process a warranty claim. No person, firm or corporation is authorized to assume for Gunlocke any liability in connection with the sale or installation of Gunlocke products except as stated above.

All other warranties, expressed or implied, are excluded. Gunlocke shall not be liable for incidental or consequential damages of any sort.

Within the Continental USA, all orders above \$2,000 list are shipped FOB factory, freight prepaid and allowed. All orders less than \$2,000 list will be subject to a \$100 net freight charge. Products shipped to Alaska and Hawaii FOB factory, freight prepaid and allowed to port of embarkation. Customer is responsible for freight charges from port of embarkation to final destination.

An anticipated shipping date is indicated on the order acknowledgement. Gunlocke cannot accept responsibility for shipping delays caused by outside sources or unforeseen problems. Delay of shipments requested by customers must be approved by Gunlocke. Any resultant storage charges will be charged to the customer.

Gunlocke may await completion of the entire order and ship all at once or may make partial shipments from time to time at its sole discretion unless the customer requests in writing that partial shipments are needed and Gunlocke approves the specific shipping schedule. Additional charges may apply.

Gunlocke is not liable for any delay or failure to deliver or perform due to strikes, lock-outs, or other labor or transportation difficulties, delay of sources or supply, accidents, fires, acts of God, or any other causes of like or unlike nature beyond the control of Gunlocke.

LIABILITY

Gunlocke products and their packaging are tendered to a transportation company only after passing rigid quality control inspection. At that time, title to the product is passed to the purchaser. However the transportation company assumes all liability from acceptance of shipment through its delivery. That is, Gunlocke's liability ceases at the time of shipment.

FILING OF CLAIMS

All claims for damage or loss must be submitted via our website at: www.gunlocke.com/productservices within 15 days after receipt of merchandise. Do not return freight damaged merchandise to Gunlocke. Follow the steps below to expedite processing and resolution of claims.

For Visible Damage

1. Make damage notation on delivery receipt and have driver sign. Do not reject or refuse the shipment.
2. Immediately contact Gunlocke Traffic Department at 585-728-8268.
3. Hold damaged carton and all interior packing for carrier's inspection. These materials will be needed to substantiate the claim.

For Concealed Damage

1. Open cartons within 15 days of receipt and inspect.
2. Follow steps 2, and 3 as listed under Visible Damage.
3. Do not remove product from delivered destination.

For Loss

1. Be sure loss notation is made on delivery receipt and have driver sign.
2. Contact Gunlocke Traffic Department at 585-728-8268.

Should transportation company seek to limit its liability on concealed, loss, or damage claims, please contact Gunlocke's traffic department. After a thorough investigation of the claim, the traffic department will provide you with guidance in corresponding with the carrier.

Returned merchandise, regardless of delivery method, will not be accepted unless specifically authorized by Gunlocke.

For Damage or Loss of Parcel Post or UPS Shipment

Notify the Gunlocke traffic department immediately at 585-728-8268.

NORMAL DELIVERY

All normal ground transportation by Gunlocke will be made on a dock-to-dock basis. The Gunlocke traffic department will determine the recommended method of shipment according to the ship to destination. If the delivery on a shipment takes longer than 3 hours to be unloaded, an additional charge will be billed at \$100/hour. Gunlocke reserves the absolute right to determine the method of shipping unless special delivery instructions have been previously approved.

Gunlocke cannot guarantee specific delivery times. If a guaranteed delivery time is needed please call Gunlocke Traffic Department at 585-728-8268 for a quote as additional charges will apply. Weekend or after hours deliveries are subject to additional charges.

WEEKEND DELIVERY

A \$500 charge will apply on weekend delivery after 3:00 PM Friday through Sunday evenings.

DROP SHIP / JOB SITE DELIVERY

Orders under \$50,000 list will incur a \$125 charge for ship to locations other than a designated dealer warehouse.

INSIDE DELIVERY

Inside delivery must be noted on order. A minimum \$100 charge will apply.

SPECIAL DELIVERY

Please contact the Gunlocke traffic department for special delivery services such as inside delivery, weekend or after hour deliveries, reconsignment or other special needs. These are billable services. Gunlocke will make every effort to meet the appointed time, however Gunlocke will not be responsible for any additional charges for late deliveries beyond our control.

DOCK RESTRICTIONS

Gunlocke trailers are 53' x 102". If delivery dock will not accommodate trucks of this sizes, the Gunlocke traffic department must be contacted prior to shipping. Alternate arrangements can be made; additional charges may apply.

KENNSINGTON
CASEGOODS

Veneers

Kennsington is offered in select Cherry veneer. These veneers are carefully selected and slip matched to assure balance and consistency. Drawer fronts below the worksurface are available in optional Cherry veneers and are book matched.

Specialty Finishes:

- Submit a color sample block (minimum size 3" x 3") to Gunlocke so that a finish formulation can be developed to match the special finish and color.
- Review the approval sample provided by Gunlocke.
- Written approval and sign off is required for Gunlocke customer service.
- Once written approval and sign off is received, the special finish order will be acknowledged.

Note: See Gunlocke Advantage website for special finish request forms.

All Casegoods & Tables Purchase Orders:

- 10% list upcharge per wood unit to base veneer option receiving special finish.

Note: This procedure and related costs apply to new and previously formulated special finishes. Special finish orders may receive additional lead time.

KENNSINGTON VENEER OPTIONS

NOTE: For FSC Certified Product add "FSC" to beginning of finish option code. Example: FSCNC260. A 5% list upcharge will be applied per unit ordered with FSC option.

UV TOP FINISH

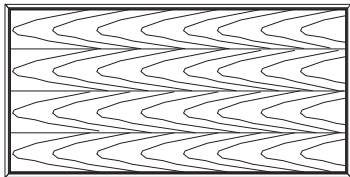
Worksurfaces feature two low emitting UV finish options that enhance the beauty of natural wood and ensures the depth, clarity, color consistency and durability throughout the life of the product.

UV finish options


Full-fill Cleartech (upcharge)	FF
Open Pore Low Sheen	OP
Full-fill Top ≤ 120" Length	(+\$75)
Full-fill Top > 120" Length	(+\$150)

DESK TOP OPTIONS

TNC | PLAIN CHERRY VENEER



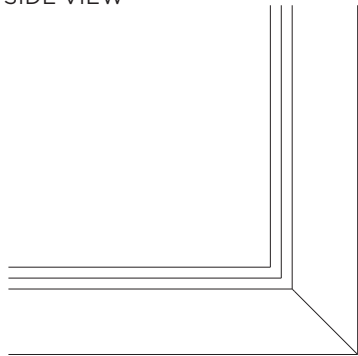
L14 | LEATHER INLAY (ADD \$2,077)



MITERED EDGE DETAIL



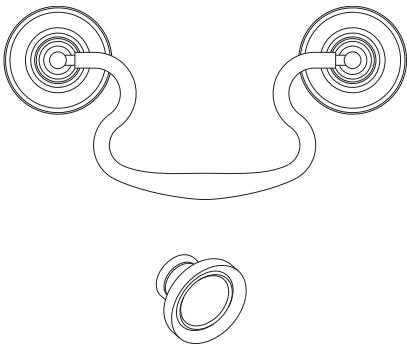
SIDE VIEW



TOP VIEW

PULLS


Kennsington pulls are available in bronze and satin nickel. Pulls are standard on all drawers and knobs on doors.



option code

- TRZ | TRADITIONAL PULL BRONZE
- TRS | TRADITIONAL PULL SATIN NICKEL

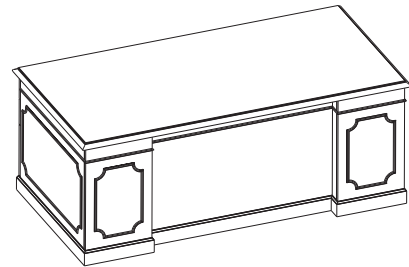
BOX TRIM MOLDING



APPROACH SIDE VIEW

option code

- TN | NO BOX TRIM MOLDING



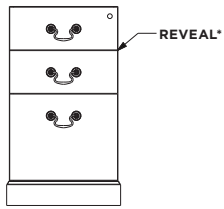
APPROACH SIDE VIEW

- TY | BOX TRIM MOLDING REQUIRED

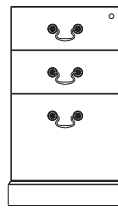
PEDESTAL LEGEND

Option code

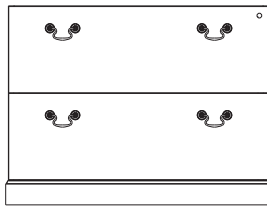
Spec Tip: always specify pedestal location left to right from user seated position.



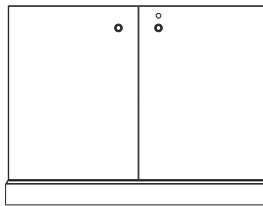
2



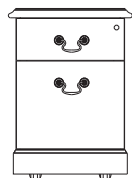
3



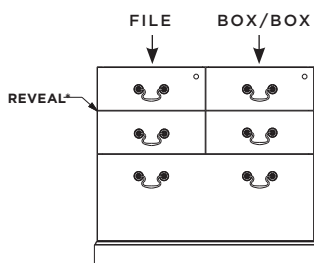
4



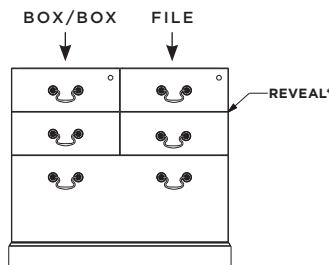
5



6



MFL



MFR

2 | FILE | FILE

3 | BOX | BOX | FILE

4 | LATERAL FILE

5 | HINGED DOOR

6 | BOX | FILE

MFL | MULTIFILE LEFT

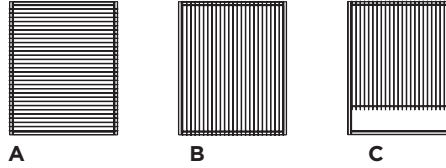
MFR | MULTIFILE RIGHT

***Note:** Reveal is $\frac{1}{8}$ "D x $\frac{1}{8}$ "H groove across file drawer front to provide appearance of two box drawers.

STANDARD FILING OPTIONS

15 wide x 24 deep pedestal

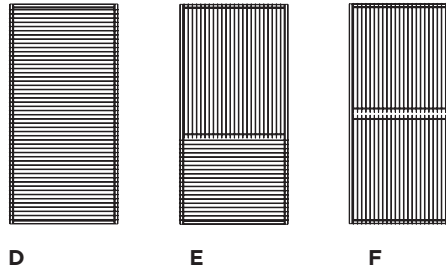
- A. Letter-front to back
- B. Legal-side to side
- C. **Optional:** 1 row letter side to side, Model #ACFLR15 required



15 wide x 30 deep pedestal

File rails included: 2 per drawer

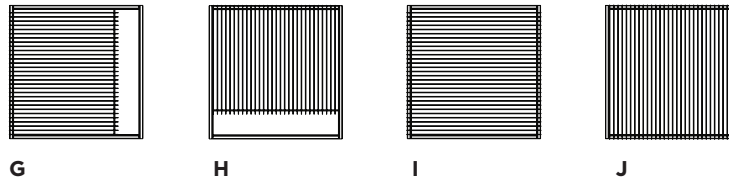
- D. Letter-front to back
- E. 1 row legal side to side with 1 file rail, with letter front to back in remaining area
- F. 2 rows of letter-side to side with 2 file rails



18 wide x 24 deep pedestal

File rails included: 1 per drawer

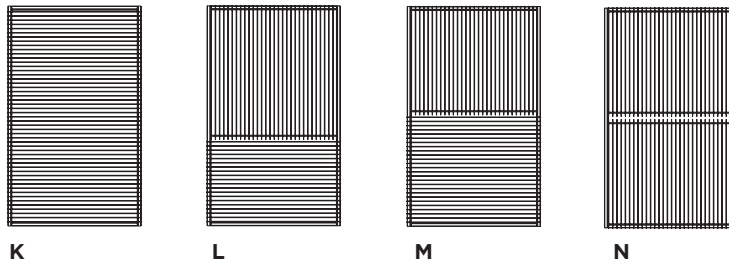
- G. Letter-front to back with file rail
- H. Letter-side to side with file rail
- I. Legal-front to back
- J. Legal-side to side



18 wide x 30 deep pedestal

File rails included: 2 per drawer

- K. Legal-front to back
- L. 1 row legal side to side with 1 file rail, with legal front to back in remaining area
- M. 1 row letter side to side with 1 file rail, with legal front to back in remaining area
- N. 2 rows of letter side to side with 2 file rails.



Lateral 30 wide x 24 deep pedestal

File rails included: 1 per drawer

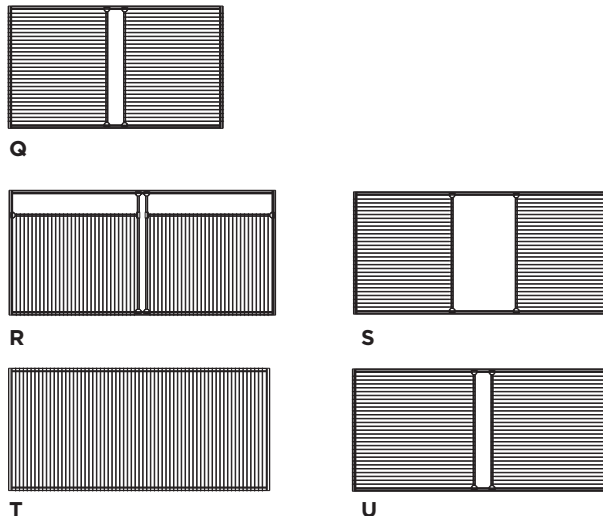
- O. Legal-side to side
- P. Letter-side to side
- Q. 2 rows letter front to back



Lateral 36 wide x 24 deep pedestal

File rails included: 1 per drawer

- R. Letter-side to side
- S. 2 rows letter front to back
- T. Legal-side to side
- U. 2 rows legal front to back



NOTE: See page 136 to order additional filing rails

INSIDE DRAWER DIMENSIONS

WOOD DRAWERS

Pedestal width	Drawer type	D	W	H
15 letter width	24 box	14 ¹⁵ / ₁₆	11 ¹⁵ / ₁₆	3 ³ / ₈
	24 file	14 ¹⁵ / ₁₆	11 ¹⁵ / ₁₆	9 ¹ / ₄
	30 box	25 ¹ / ₄	11 ¹⁵ / ₁₆	3 ³ / ₈
	30 file	25 ¹ / ₄	11 ¹⁵ / ₁₆	9 ¹ / ₄
18" legal width	30 box	25 ¹ / ₄	11 ¹⁵ / ₁₆	3 ³ / ₈
	30 file	25 ¹ / ₄	14 ¹⁵ / ₁₆	9 ¹ / ₄
30 width	lateral	14 ¹⁵ / ₁₆	26 ¹ / ₂	9 ¹ / ₄
36 width	lateral	14 ¹⁵ / ₁₆	32 ¹ / ₂	9 ¹ / ₄

LOCKS & KEYING

Locks are standard on all below worksurface storage units. Two lock options are available. When the factory installed lock option is selected lock cores are installed at the factory. Note: when the random option is selected some units may be shipped with the same key number. When the field installed lock option is selected each unit is shipped with an empty lock cylinder. Locks are Silver or Black.

factory installed locks

option code

Option 1

SILVER RANDOM KEYS

RMS

BLACK RANDOM KEYS

RMB

Option 2

Specify a number between

SILVER DESIGNATED KEYS

100TAS - 150TAS

BLACK DESIGNATED KEYS

100TA - 150TA

Field installed locks are also available. When field installed locks are specified each unit is shipped with an empty lock cylinder. A separate line item must be ordered to receive the numbered lock cores for field installation. Field installed locks are available at an additional charge of \$5 list per lock core.

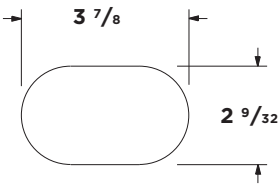
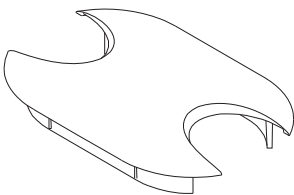
Field installed lock core set, specify model # and key number (add \$5 list per core):

	model number	Specify a number between
SILVER DESIGNATED KEYS	ACLCKFLD	100TAS - 200TAS
BLACK DESIGNATED KEYS	ACLCKFLD	100TA - 200TA

Note: Add \$5 list per lock core.

See index on page 170-172 for # of locks required for field installation.

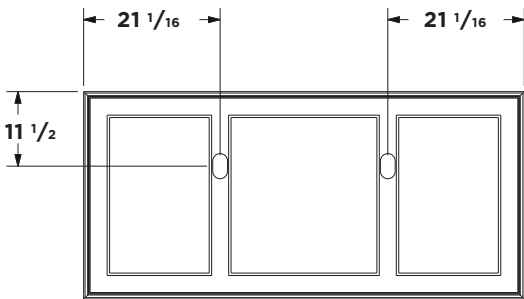
GROMMET SPECIFICATIONS




Wire management grommets are optional.
All grommets are metal, available in bronze or silver.

GROMMET LOCATIONS

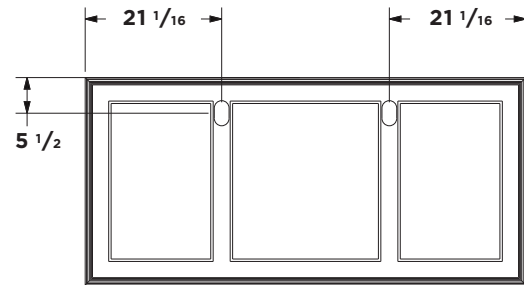
OVERHANG FRONT DESK | LEATHER INLAY




OVERHANG FRONT DESK



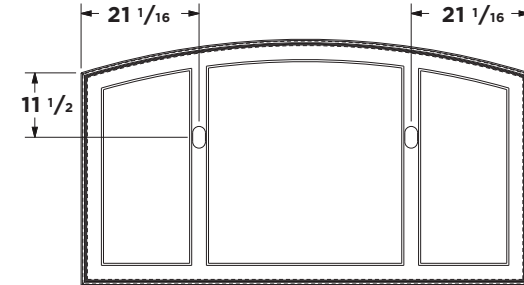
FLUSH FRONT DESK | LEATHER INLAY



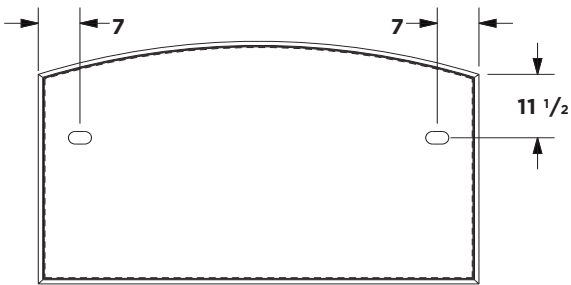
FLUSH FRONT DESK



BOW FRONT DESK | LEATHER INLAY

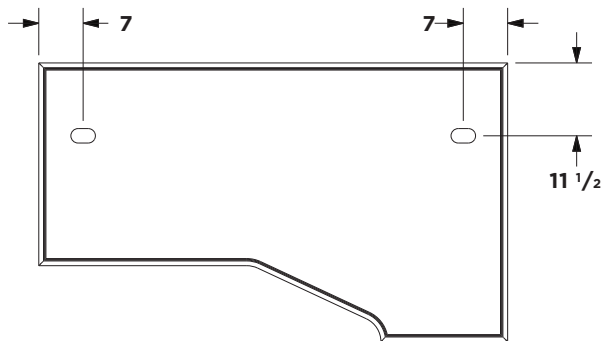


BOW FRONT DESK

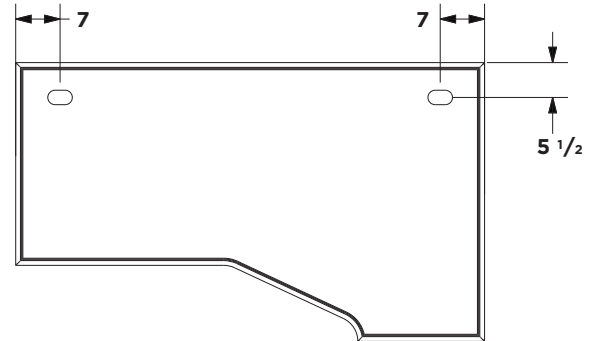


GROMMET LOCATIONS

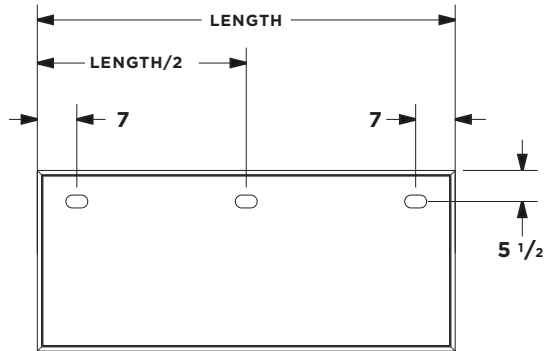
DESKING TECHNOLOGY CORNER | OVERHANG FRONT



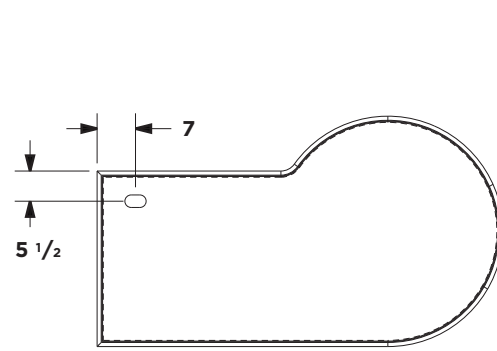
DESKING TECHNOLOGY CORNER | FLUSH FRONT



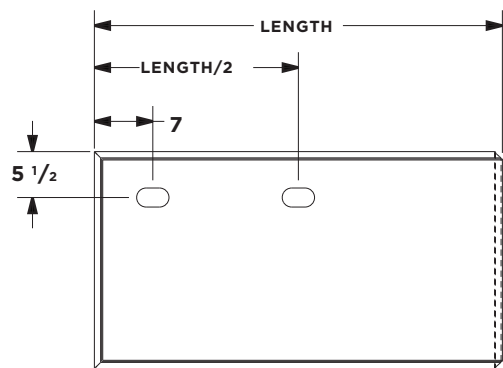
CREDENZAS



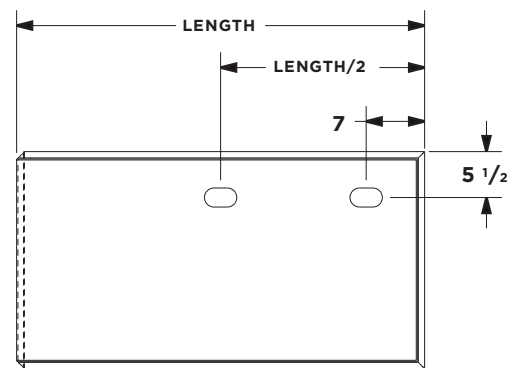
P-TOP EXTENSIONS



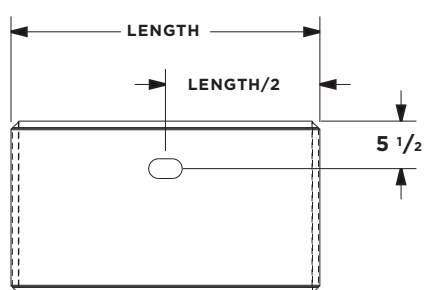
RETURNS | LEFT HAND



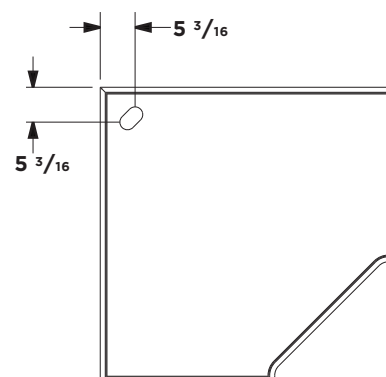
RETURNS | RIGHT HAND



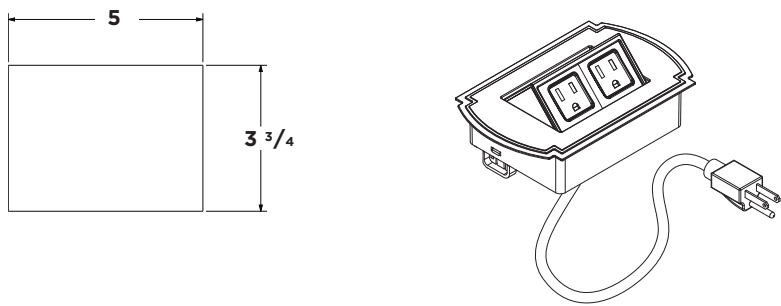
BRIDGES



COMPUTER CORNER



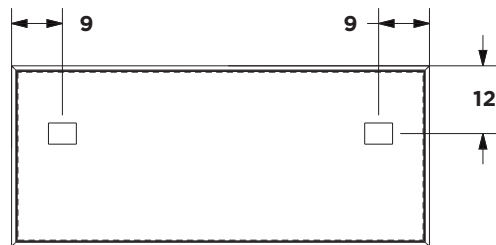
TRADITIONAL POWERPORT SPECIFICATIONS



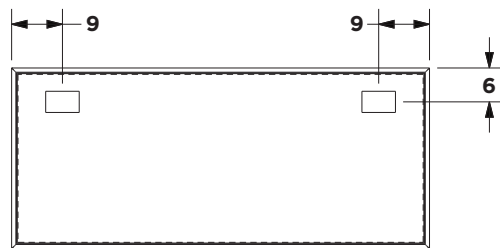
Traditional Powerport is die cast zinc. Includes (2) electrical outlets. Units are available in bronze or satin nickel.

TRADITIONAL POWERPORT LOCATIONS

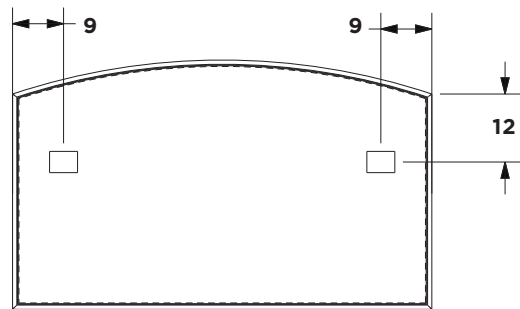
OVERHANG FRONT DESK



FLUSH FRONT DESK

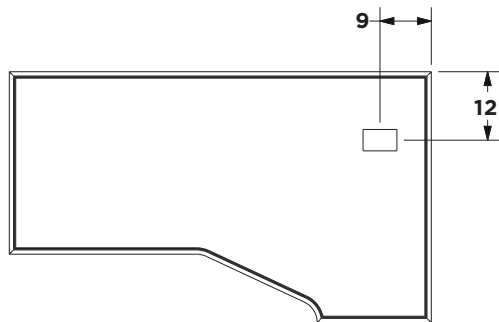


BOW FRONT DESK

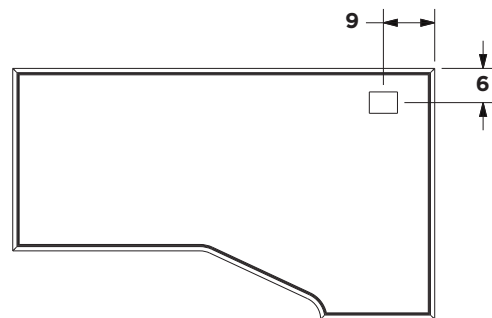


TRADITIONAL POWERPORT LOCATIONS

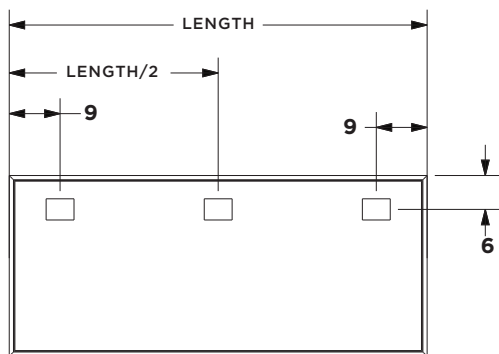
DESKING TECHNOLOGY CORNER | OVERHANG FRONT



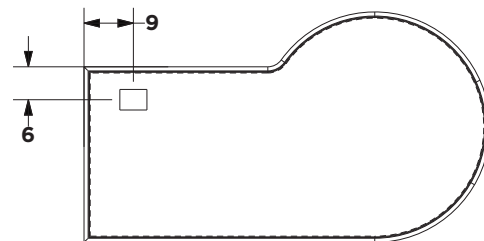
DESKING TECHNOLOGY CORNER | FLUSH FRONT



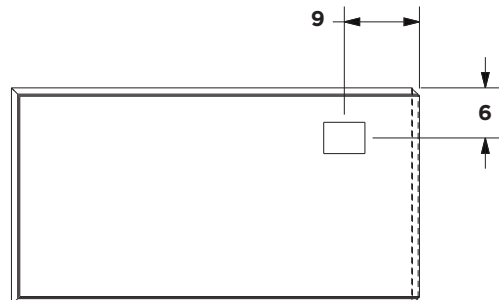
CREDENZAS



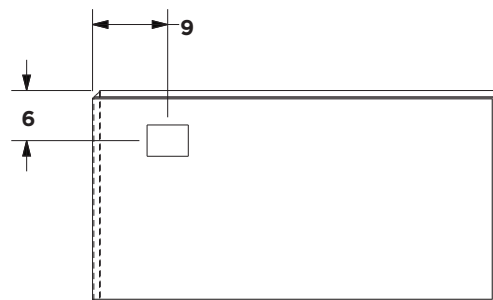
P-TOP EXTENSIONS



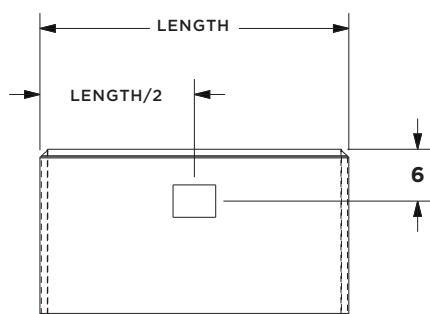
RETURNS | LEFT HAND



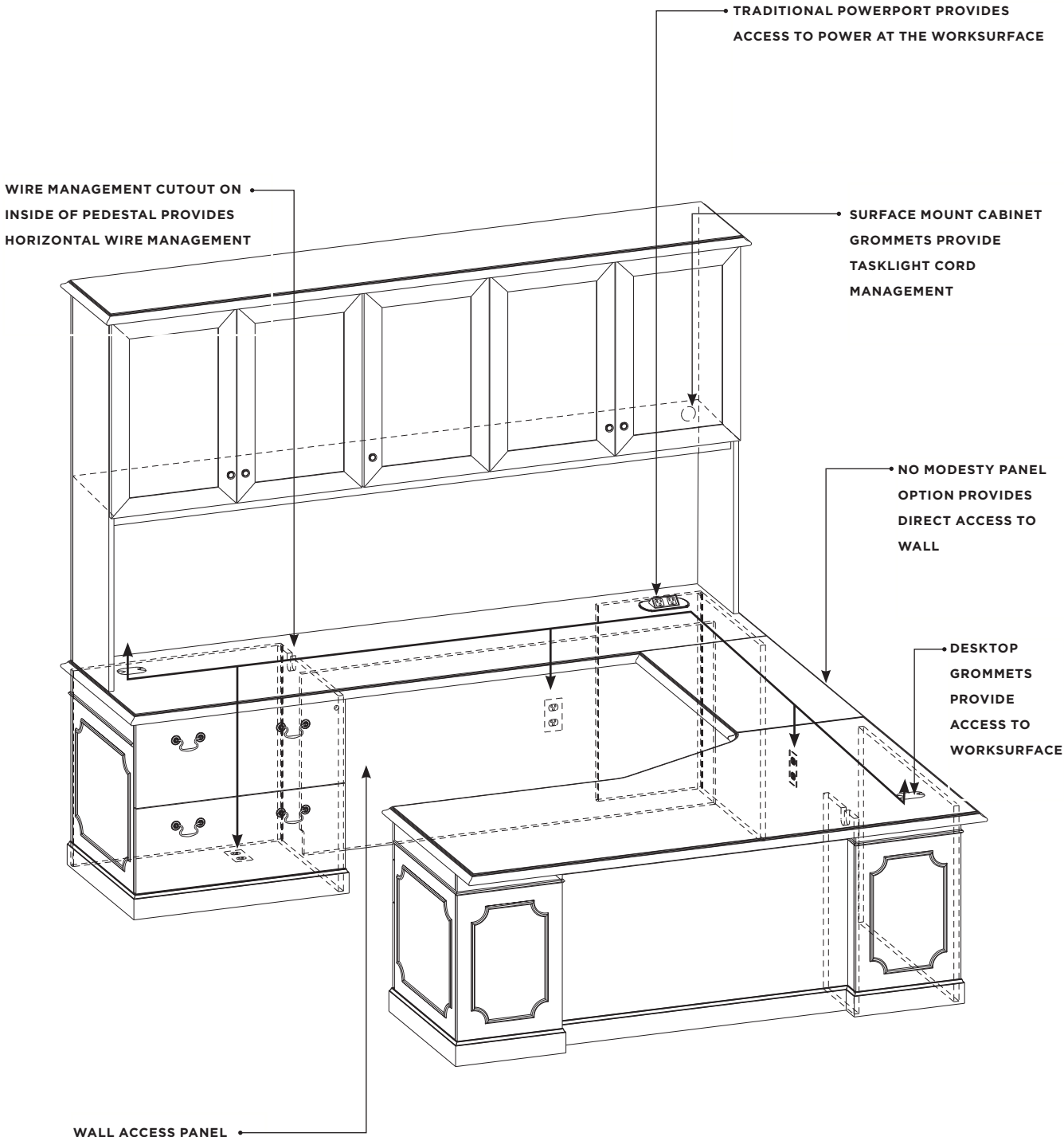
RETURNS | RIGHT HAND



BRIDGES



POWER ACCESS &
WIRE MANAGEMENT



POWER ACCESS & WIRE MANAGEMENT

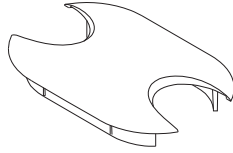
Wire management capabilities include optional worksurface grommets. Chassis include wire cutouts in kneewell for seamless wire management between pedestals and adjoining units.

Under worksurface wire managers (Model # ACWM) are sold separately to conceal wires between pedestals. These units house and manage wire horizontally around a station.

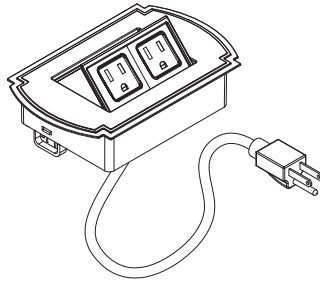
Recessed worksurface power ports are available on worksurfaces to provide immediate access to power.

Wall access is accommodated in credenzas, returns, bridges, and computer corners. The access panel option provides access to the wall as needed, creates a cavity behind the panel to mount a power strip (not provided) and houses cords behind panel. The panel clips on and off to provide occasional access as needed

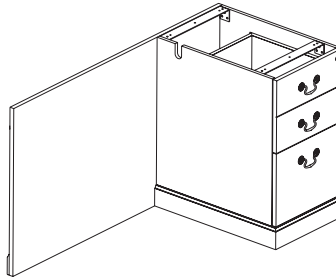
Worksurface grommet



Traditional Powerport

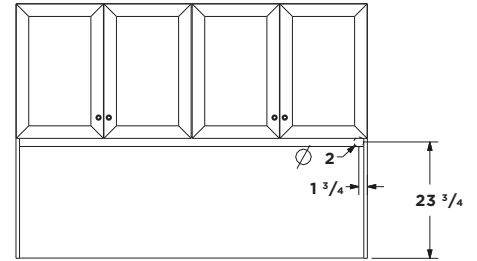


Kneewell wire management included in all pedestals



WIRE MANAGEMENT

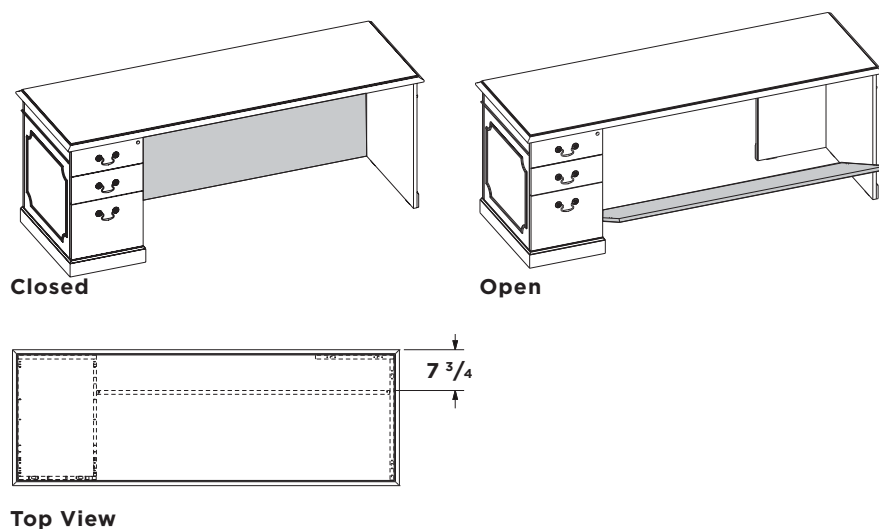
Surface mount cabinet option provides tasklight cord management



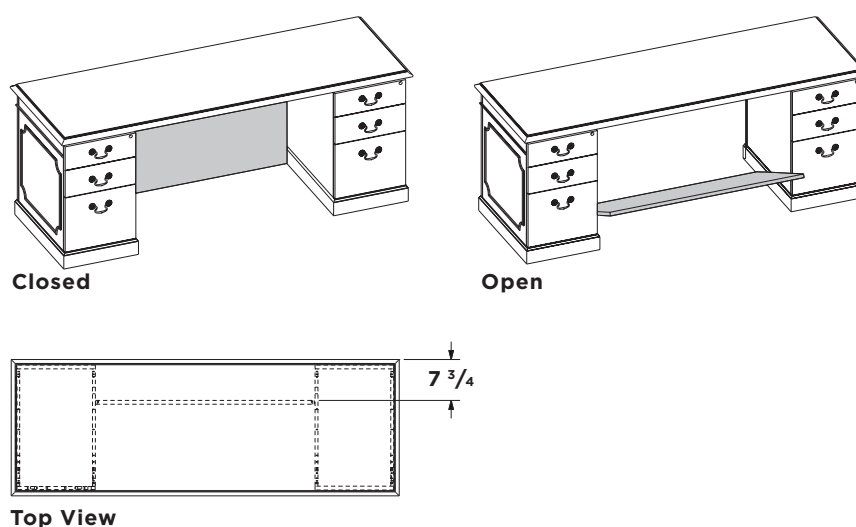
Wall access is accommodated in credenzas, returns, bridges, and computer corners. The access panel option provides access to the wall as needed, creates a cavity behind the panel to mount a power strip (not provided) and houses cords behind the panel. The panel clips on and off to provide occasional access to wall outlets.

All access panels are shaded below.

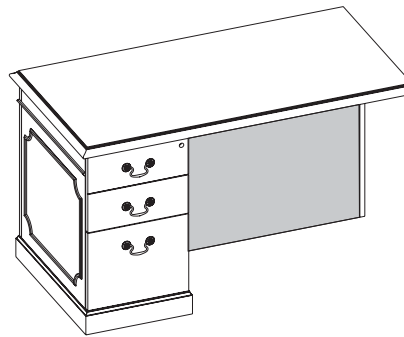
SINGLE PEDESTAL CREDENZAS




DOUBLE PEDESTAL CREDENZAS



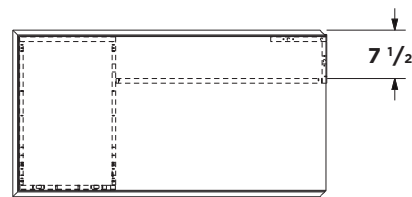
RETURNS



Closed

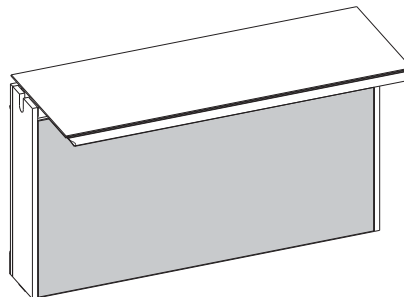


Open

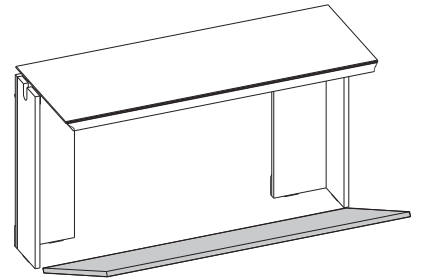


Top View

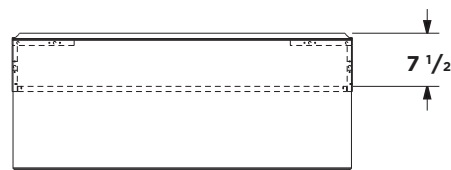
BRIDGES



Closed



Open

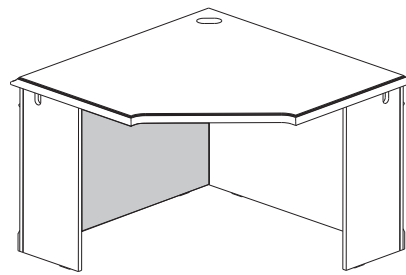


Top View

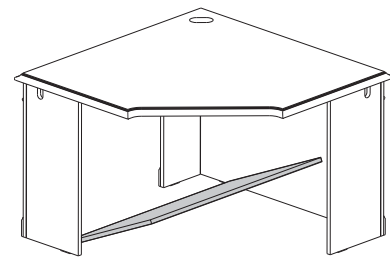
WALL ACCESS PANELS

Kennsington
01/16

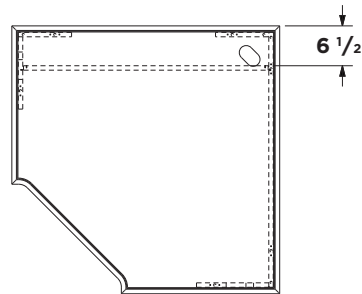
COMPUTER CORNERS LEFT HAND ACCESS PANEL



Closed

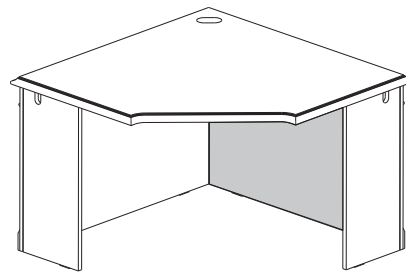


Open

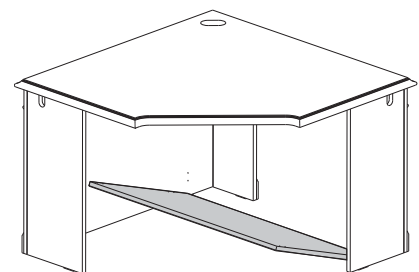


Top View

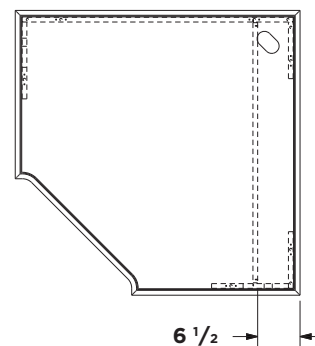
COMPUTER CORNERS RIGHT HAND ACCESS PANEL



Closed



Open



Top View

This image shows a single sheet of white paper with horizontal ruling lines. The lines are evenly spaced and run across the width of the page. There are no margins, text, or other markings on the paper.

This image shows a single sheet of white paper with horizontal ruling lines. The lines are evenly spaced and run across the width of the page. There are no vertical margin lines or other markings present. The paper appears to be a standard piece of stationery used for writing or drawing.

This image shows a single sheet of white paper with horizontal ruling lines. The lines are evenly spaced and run across the width of the page. There are no margins, text, or other markings on the paper.

This image shows a single sheet of white paper with horizontal ruling lines. The lines are evenly spaced and run across the width of the page. There are no margins, text, or other markings on the paper.

Product Reference.....25-46

 Nomenclature..... 26

 How to use this price guide 27

 Technical specifications..... 28-29

 Height reference 30

 Product reference..... 31-41

All Kennsington casegood model numbers represent key information about the product.

(1)Example	(2)Group ID	(3)if applicable	(4)Depth	(5)Width	(6)Orientation	(7) - (8)Descriptor
KN - Kennsington	DRO - Desk Overhang		38	74	L-Left	-3-BBF
Combined to create Model number KNDRO3874L-3, which is a Kennsington 2.0 Desk 38" x 74" Left Hand, Box Box File						

1 LINE IDENTIFICATION (CONSTANT)

(2) Digits

KN - Kennsington Platform

AC - Accessory

2 GROUP ID CODE & DESCRIPTION (CONSTANT)

(3) Digits

AVC - A/V Cabinet

BFS - Base Federal Style

BKF - Bookcase With Doors

BKN - Bookcase No Doors

BQA - Base Queen Anne

BRG - Bridge

BSL - Base End Panel

CWD - Closet Double Door

CWR - Modular Credenza Worksurface

CWS - Closet Single Door

DBO - Desk Bow Front Overhang Front

DPC - Double Pedestal Credenza

DRF - Desk Rectangular Flush Front

DRFL - Desk Rectangular Flush Front Legal

DRO - Desk Rectangular Overhang Front

DROL - Desk Rectangular Overhang Front
Legal

DTC - Desking Technology Corner

FSC - Full Storage Credenza

FTC - Computer Corner

LEC - Lecturn

LFW - Lateral File

MPG - Pedestal Ganging Bracket

MPS - Mobile Computer Printer Stand

MPW - Mobile Pedestal

MPW - Modular Pedestal

MSP - Modular Intermediate Support

MUC - Mobile Utility Cabinet

RBRG - Reception Bridge

RDRF - Reception Desks

RFTC - Reception Computer Corner

RRTN - Reception Return

RSPC - Reception Credenza

RTN - Return

RTT - Reception Tops

SBD - Storage Box Double Door

SBS - Storage Box Single Door

SCF - Storage Cabinet

SMC - Surface Mount Cabinet

SPC - Single Pedestal Credenza

STF - Tower With Doors

STN - Tower No Doors

TBT - Boat Shape Table Tops

TCO - Console Tables

TDR - Table Desk Rectangular

TKR - Reception Tackboards

TKS - Surface Mount Tackboards

TKW - Wall Mount Tackboards

TOA - Occasional Tables Queen Anne

TOC - Occasional Tables Chippendale

TPS - Surface Mount Tops

TPW - Wall Mount Tops

TRD - Round Table Tops

TRT - Rectangular Table Tops

VBD - Visual Board

WMC - Wall Mount Cabinet

XPT - Extension P-top

3 OVERHEADS & STORAGE (IF APPLICABLE)

(2) Digits

4 DEPTH (CONSTANT)

(2) Digits

XX

5 WIDTH (CONSTANT)

(2-3) Digits

XX or XXX

6 ORIENTATION (IF APPLICABLE)

(1-2) Digits

R - Right

L - Left

7 DASH (IF APPLICABLE)

Spacer

8 OTHER, MATERIAL, CLOSET INTERIOR (IF APPLICABLE)

2 - FF

3 - BBF

4 - Lateral

5 - Hinged Doors

6 - Box / File

MFR - Multifile Right BBF/Lat

MFL - Multifile Left FBB/Lat

F - Full Modesty Panel

N - No Modesty Panel

A - Removable Access Panel

WW - Wood Doors

WG - Beveled Glass Doors

WN - No Doors

2L - 2 Laterals

C - Closet Rod

S - Shelves

D - Divider, Shelves, Closet Rod

SAMPLE PRICE PAGE

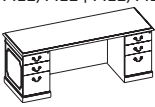
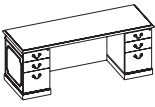
2 ROWS PRICING FOR
VENEER SELECTION

PRODUCT DIMENSIONS

DOUBLE PEDESTAL CREDENZAS

full modesty panel

Kennsington
01/16

	D	W	H	model number	drawer fronts cherry
FULL MODESTY FILE/FILE FILE/FILE 	26	68	29 1/2	KNDPC2668-22F	4,346
	26	74	29 1/2	KNDPC2674-22F	4,412
BOX/BOX/FILE FILE/FILE 	26	68	29 1/2	KNDPC2668-32F	4,346
	26	74	29 1/2	KNDPC2674-32F	4,412

KEY PRODUCT INFORMATION
ALWAYS LOCATED IN LOWER
LEFT HAND CORNER

PRODUCT INFO

spec tip
Specify pedestal location
from user seated position

TO ORDER PLEASE SPECIFY THE FOLLOWING:

MODEL NUMBER

FINISH

TOP UV
FINISH

DRAWER
FRONTS

BOX
TRIM

PULL
COLOR

GROMMET

KEYING

See inside front cover for required option codes

Grommet Set #6 (Add \$70 each)

No Grommet	GN
Left Silver	GLS
Left Bronze	GLZ
Right Silver	GRS
Right Bronze	GRZ
Center Silver	GCS
Center Bronze	GCZ
Left & Right Silver	GBS
Left & Right Bronze	GBZ

Powerport (Add \$440)

Powerport Center Silver	PCS
Powerport Center Bronze	PCZ

Example

KNDPC2668-22F.NC215.FF.FNC.TN.TRZ.GN.FL
 KNDPC2668-22F NC215 FF FNC TN TRZ GN FL
 MODEL NUMBER FINISH TOP UV FRONTS BOX TRIM PULL COLOR GROMMET (from set #6) KEYING

INSERT OPTION CODES FROM
FRONT COVER, ALL OPTIONS
MUST BE SPECIFIED TO
COMPLETE ORDER

EXAMPLE OF COMPLETE
ORDER STRING

76

Gunlocke sin# 711 8

veneers

All exposed wood surfaces utilize select plain sliced Cherry veneers. These veneers are carefully selected and slip matched to assure balance and consistency. Drawer fronts below the worksurface are available in Cherry Veneers and slip matched.

tops

Wood veneer tops feature a balanced 3-ply construction and are 1 5/16" thick. The top has a 1 1/8" thick solid external hardwood band mitered and profiled on all sides. Tops are connected to chassis with steel angle brackets and pre-bored holes in the top of the steel spreader bars located inside all storage pedestals.

chassis & pedestal construction

All chassis are constructed with 3/4" or 1/2" thick balanced 3-ply panels. Panels are securely fastened together using steel spreader bars, metal angle brackets, and wood cleat construction. A 3/4" thick x 3 3/8" high mitered solid hardwood base rail is applied to the bottom of the chassis. Steel spreader bars are used between end panels on all storage pedestals to provide rigid structure for the pedestal. Spreader bars are also threaded to accept glide and provide a durable metal to metal connection of glide to structure of unit.

Steel glide plates are attached to single end panels with screws. End panels are pre-bored to accept the stem of the glide. The threaded steel glide plate provides a durable connection to glide to bottom of unit end panel.

Each unit is equipped with a minimum of four adjustable glides.

overhead cabinet construction

All cabinets are constructed with 3/4" thick balanced 3-ply panels. Panels are securely attached with cam fasteners in conjunction with pressed hard-wood biscuits that are securely adhered with PVA (white polyvinyl acetate) glue. All surface mount cabinets connect to worksurface with double-sided adhesive tape.

Wall mount cabinets are mounted to the wall with a spade and "z" bracket attachment method. Steel barrel nuts and spade brackets are securely mounted through the back of wall mount cabinets. All units ship with a steel z bracket. This bracket is mounted to the wall by field installers. Installers are responsible for selecting and supplying appropriate fasteners for wall conditions.

bookcase construction

All chassis (side and back) are constructed with 3/4" thick balanced 3-ply panels. The top, end, and back panels are securely fastened together with cam fasteners in conjunction with pressed hardwood biscuits that are securely adhered with PVA (white polyvinyl acetate) glue.

Shelves on 36" units are 1 3/16" thick balanced 5-ply panels, shelves less than 30" are 3/4" thick balanced 3-ply panels.

glides

Glides provide 1 1/8" of vertical leveling adjustment. Glide bottom is durable non-rust nylon.

tackboards

Tackboards are constructed of 7/8" thick material comprised of a 1/8" thick hardboard glued in between a layer of 3/8" thick pressboard on each side. The fabric is precisely aligned and fitted to the tackboard and adhered to the rigid hardboard with staples.

drawers

All drawers are constructed of four sides and a bottom, which are attached to a drawer front with screws for easy removal. Drawer fronts feature vertically matched veneer within each pedestal set. Optional pencil tray is available for order on page 123.

The drawer side material is 9-ply Baltic Birch plywood, finished with a roll-coated 7-level UV cured polyester/acrylic finish that provides a high level of chemical and scratch resistance. The drawers are fastened together at each corner with dowel joinery for maximum drawer strength. The bottom material is a 3-ply substrate consisting of high density fiberboard core with a melamine face and backer.

suspensions

All Gunlocke casegoods utilize silver, steel, roll-formed, zinc plated, high-grade drawer suspensions. All suspensions are warranted for the lifetime of the product. Suspensions feature positive dampened start/stop fully progressive actions. Box drawers are full extension, featuring precision steel ball bearings for a smoother quieter range of motion and are load rated for 100 lbs. File drawers are full extension, featuring precision steel ball bearings for increased weight capacity and are load rated for 150 lbs. Lateral file suspensions are load rated for 150 lbs and include an anti-tip mechanism that prevents both drawers from being opened at the same time.

hinges

Units with doors include 95° swing hinges.

FILING

The file hanging system is an integral part of the drawer. A highly durable black plastic extrusion is securely fastened into a route on the top of the drawer. The plastic extrusion and steel folder rails allow side to side and front to back filing in file drawers. The plastic extrusion was designed to promote optimum filing capacity within the drawer while providing a durable, reliable and maintenance free filing system. (See filing capability section for technical information on drawer dimensions.)

LOCKS

Silver or black face locks are standard on all desks, credenzas, returns, modular pedestals and storage units. Locks are optional on surface mount cabinets, towers, overhead cabinets. Each pedestal is independently locked. Lock plugs are either factory or field installed.

KEYING

Keying is available either factory or field installed.

Factory installed keying offers two options: random or designated. When the random keying option is selected an arbitrary key number will be assigned to the unit. Note: some furniture units may have like key numbers when random keying is selected. When the designated keying option is selected a key number must be specified between 100TAS - 150TAS for silver lock cores and 100TA-150TA for black lock cores. All keys are solid brass.

When the field installed keying option is selected, a lock cylinder will not be included in the furniture unit.

WIRE MANAGEMENT

Wire management capabilities include optional worksurface grommets and traditional powerports for an upcharge. Credenzas, returns and bridge units are available with in full modesty, no modesty, or removable wall access panel configurations. Chassis include wire cutouts in kneewell for seamless wire management between pedestals and adjoining units.

Under worksurface wire managers (Model # ACWM) are sold separately to conceal wires between pedestals. These units house and manage wires horizontally around a station. Recessed worksurface powerports are available on worksurfaces to provide immediate access to power.

LIGHTING

Standard fluorescent lighting is available in 4 standard lengths. Lights are tri-phosphor fluorescent 3500k lamps. Prismatic acrylic lens with UV stable silver reflector evenly distributes light. All units are black with 9' cord with 90° plug, fused option also available. Field installed through keyhole slot.

GROMMET

One piece die cast zinc grommet. Grommet is inset in a black plastic sleeve. Grommet is available in bronze or silver.

TRADITIONAL POWERPORT

Recessed in worksurface. Unit is 5" wide x 3 3/4" deep and is die cast zinc. Unit includes a 6 ft, 15 amp standard plug-in cord and (2) electrical outlets. Cover is touch latched and remains open during use. Unit is field installed. UL Listed.

FINISH

Natural veneer is subject to nature's quality control. Each species will exhibit differences in grain pattern and tone. This is to be expected and, in fact, contributes to the beauty and individuality of each product. Flat Cut veneers emphasize the variations of wood by exhibiting cathedrals in the grain pattern. Quarter Cut and Rift Cut veneers are a premium cut that maintains variations in the grain but without cathedral patterns. Stratawood is a natural, FSC®-certified reconstituted veneer that is designed to exhibit a straight-grain pattern, absent of cathedrals or other significant grain and tone variations.

Worksurfaces, desktops, and table-tops are protected by one of the world's most advanced UV cured finish coatings, available in Full Fill ClearTech® or Open Pore low sheen finish, applied by state-of-the-art finishing equipment. Both finishes meet the EPA's stringent requirements for VOC emissions and air quality. Cured in a specially designed ultraviolet oven, the finish fuses to the wood, forming a durable shield that provides a high level of scratch, stain, chemical, and heat resistance, plus a high level of clarity.

Chassis, storage, overheads, and veneer bases are finished with a 30 sheen, conversion varnish finish.

All colors and species are not available on all products. Please refer to front cover of price lists for availability of finishes.

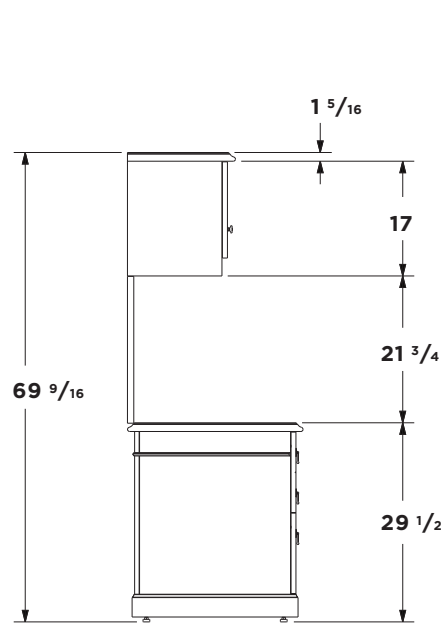
For the technical specifications see the Finish System Guide & Technical specifications available at www.gunlocke.com/finishsystem.

CLEANING FINISH

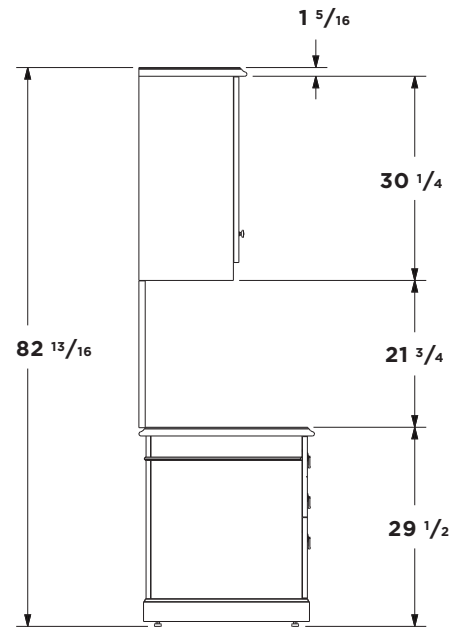
Regular dusting and occasional cleaning are recommended to maintain your wood finish. To clean, dampen a soft cloth with luke warm water and gently wipe the wood in the direction of the grain. A mild solution of Murphy's oil soap and water may also be used. Avoid cleaners with oil, waxes, or silicones as they may create a hazy look.

HEIGHT REFERENCE

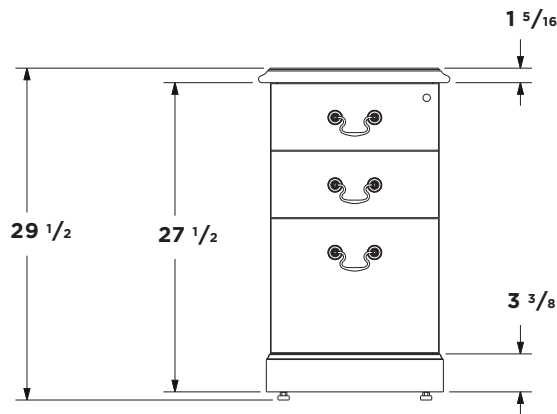
Kennsington
01/16



Typical 1-high side profile



Typical 2-high side profile



Pedestal front profile

DOUBLE PEDESTAL DESKS

(see pages 62-63)

Primary use:

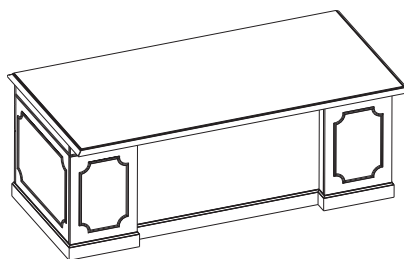
Freestanding units

Key product information:


- Edge Profile — all sides
- Unit ships assembled
- Center drawer standard
- 2 top shapes
 - Rectangular
 - Bow front
- Kneespace between pedestals
 - 68" width desk = 36"
 - 74" width desk = 42"
 - 80" width desk = 42"

Technology information & wire management:

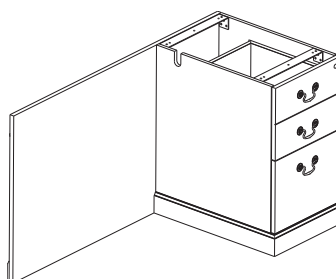
- Optional grommet available
- Powerport available for upcharge
- Wire access holes on inside of kneewell panels for horizontal wire management



Approach side

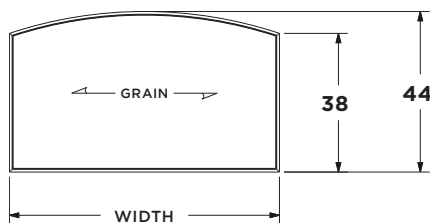


User side

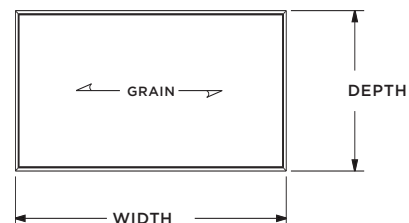


Mouse hole

Standard top view:



Bow Front



Rectangular

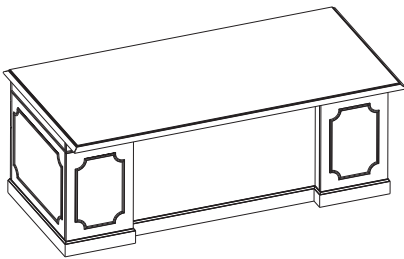
SINGLE PEDESTAL DESKS
(see pages 64-67)

Primary use:
To create U shape or
L shape workstations

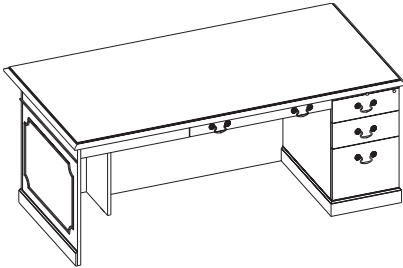
- Specification Tips:**
- Specify pedestal from user seated position
 - Left-hand single pedestal desks to be specified with right-hand return units
 - Right-hand single pedestal desks to be specified with left-hand return units

- Key product information:**
- Edge Profile – all sides
 - Unit ships assembled
 - Center drawer standard
 - 2 top shapes
 - Rectangular
 - Bow front
 - Kneespace between pedestals
 - 68" width desk = 51"
 - 74" width desk = 57"
 - 80" width desk = 62"

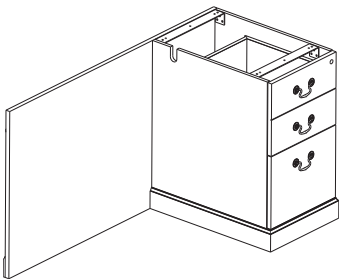
- Technology information
& wire management:**
- Optional grommet available
 - Powerport available for upcharge
 - Wire access holes on inside of kneewell panels for horizontal wire management



Approach side

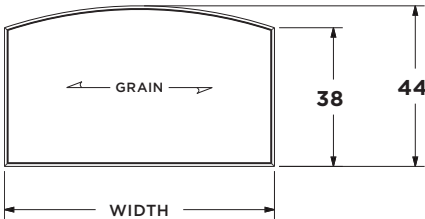


User side

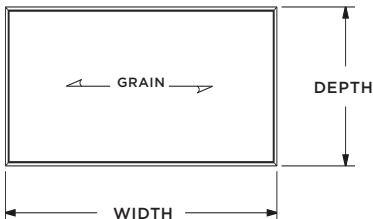


Mouse hole

Standard top view:



Bow Front



Rectangular

DESKING TECHNOLOGY CORNERS

(see page 68)

Primary use:

Creating U shape workstations. Not to be used as freestanding units.

Specification Tips:

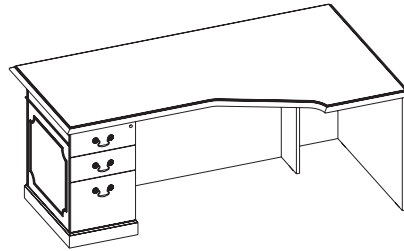
- Specify pedestal from user seated position
- Left-hand desking technology corners to be specified with 20" depth bridges and right-hand returns
- Right-hand desking technology corners to be specified with 20" depth bridges and left-hand returns

Key product information:

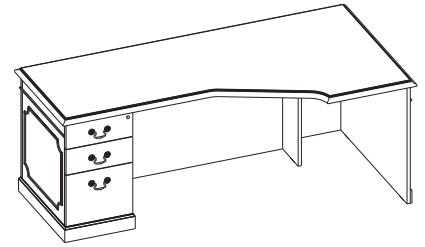
- Edge Profile - all sides
- Available in flush front or 6" overhang front
- Unit ships assembled

Technology information & wire management:

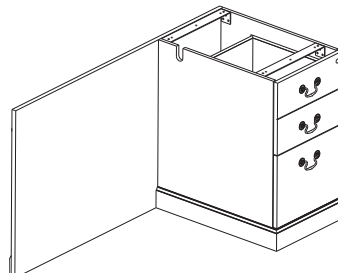
- Optional grommet available
- Powerport available for upcharge
- Wire access holes on inside of kneewell panels for horizontal wire management



User Side LH | Overhang Front

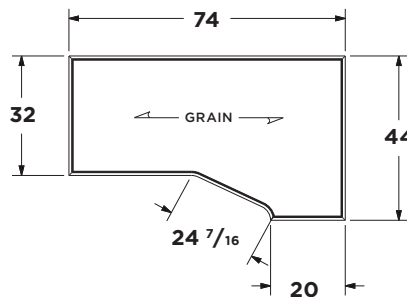


User Side LH | Flush Front

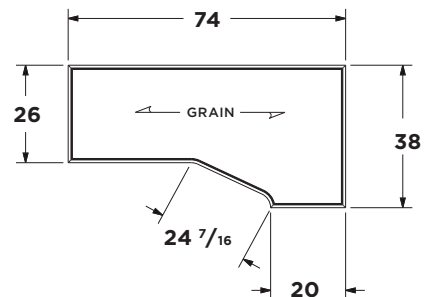


Mouse hole

Standard top view:



User Side LH | Overhang Front



User Side LH | Flush Front

P-TOP EXTENSION UNITS

(see page 69)

Primary use:

Creating U or L shape workstations. Not to be used as freestanding units.

Specification Tips:

- Specify wooden column from user seated position
- Left-hand p-top extensions to be specified with right-hand returns
- Right-hand p-top extensions to be specified with left-hand returns

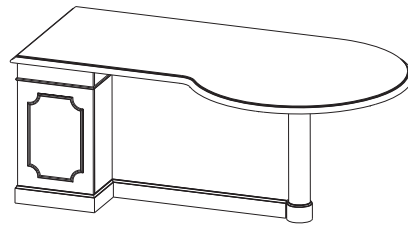
Key product information:

- Edge Profile - all sides
- Unit ships assembled
- Standard 4" dia. wooden column

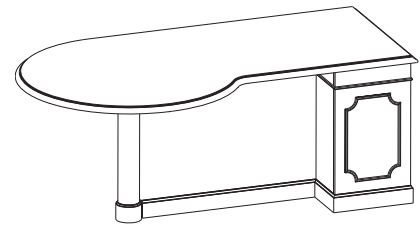
Technology information

& wire management:

- Grommet available for upcharge
- Powerport available for upcharge

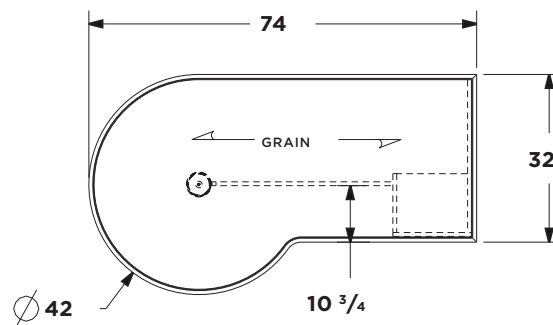


Left Hand



Right Hand

Standard top view:



CREDENZAS

(see pages 70-79)

Primary use:

Freestanding units, creating U shape or L shape workstations

Specification Tips:

- Specify pedestal from user seated position

Key product information:

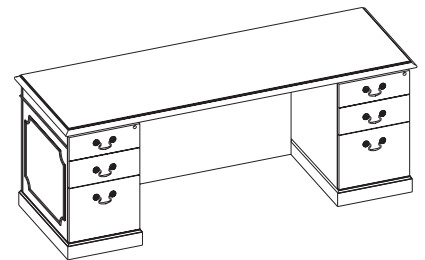
- Edge Profile - all sides
- Unit ships assembled
- Units with no back panel and unsupported area of 48" and greater will include an intermediate T-support panel

Technology information & wire management:

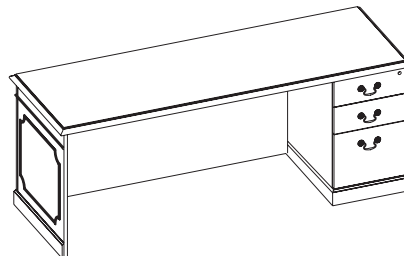
- Single pedestal and double pedestal credenzas:
- Optional grommet available
- Powerport available for upcharge
- Wire access holes on inside of kneewell panels for horizontal wire management
- Can be specified with full modesty, no modesty, or removable wall access panel



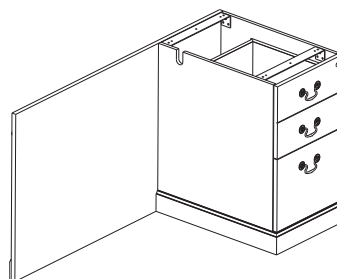
Storage



Double Pedestal

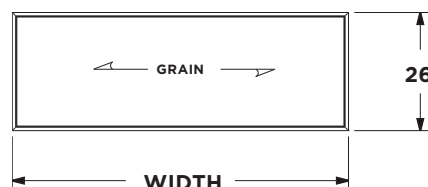


Single Pedestal



Mouse hole


Standard top view:




RETURNS
(see pages 80-85)

Primary use:
To create U shape or L shape workstations

- Specification Tips:**
- Specify pedestal from user seated position
 - Left-hand returns to be specified with right-hand single pedestal desks, desking technology corners, and extension units
 - Right-hand returns to be specified with left-hand single pedestal desks, desking technology corners, and extension units



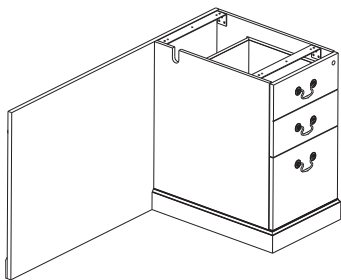
Left hand



Right hand

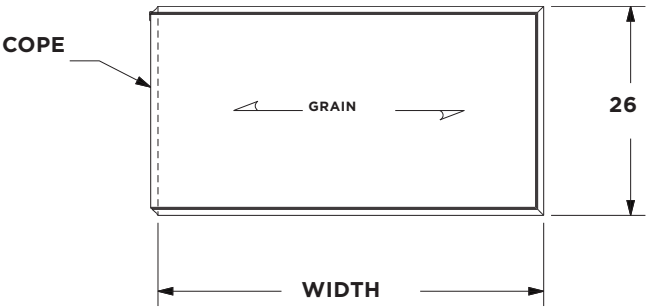
- Key product information:**
- Edge Profile – all sides
 - Unit ships assembled
 - Units with no back panel and unsupported area of 48" and greater will include an intermediate T-support panel

- Technology information & wire management:**
- Optional grommet available
 - Powerport available for upcharge
 - Wire access holes on inside of kneewell panels for horizontal wire management
 - Can be specified with full modesty, no modesty, or removable wall access panel



Mouse hole

Standard top view:



Right hand shown

BRIDGES

(see pages 86-91)

Primary use:

To create U shape workstations

Specification Tips:

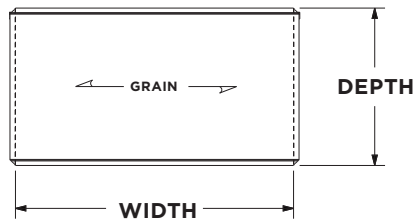
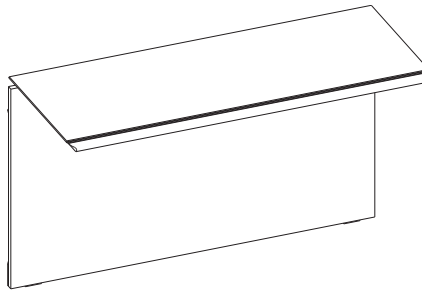
- Utilized between single pedestal desks or extension units and computer corners or credenza units to create U shape workstations

Key product information:

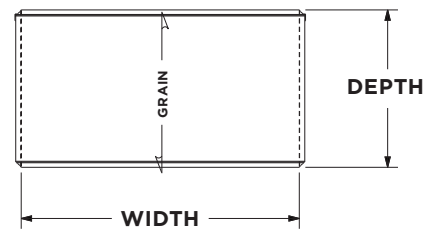
- Edge Profile - all sides
- Unit ships unassembled, field assembly required
- Optional veneer direction
- Units with no back panel and unsupported area of 48" and greater will include an intermediate T-support panel

Technology information & wire management:

- Optional grommet available
- Powerport available for upcharge
- Can be specified with full modesty, no modesty, or removable wall access panel



VLG - Long Grain Option



VST - Short Grain Option

COMPUTER CORNERS

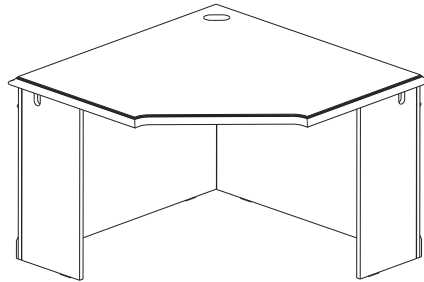
(see pages 92-93)

Primary use:

Creating U or L shape workstations. Not to be used as freestanding units.

Specification Tips:

- Specify size clockwise from user seated position.
- For use with returns and bridges

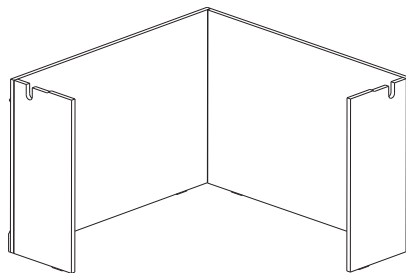


Key product information:

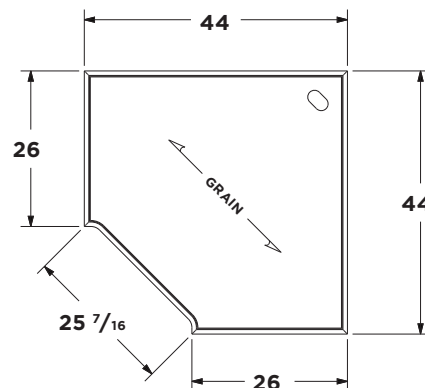
- Edge Profile - all sides
- Unit ships assembled
- 26" connecting ends include 16" support panel

Technology information & wire management:

- Optional grommet available – specify color
- Wire access holes in connecting ends for horizontal wire management
- Can be specified with full back panel, or removable wall access panel on left or right hand side



Standard top view:



SURFACE MOUNT CABINETS

(see pages 102-103)

Primary use:

Provide additional storage above the worksurface

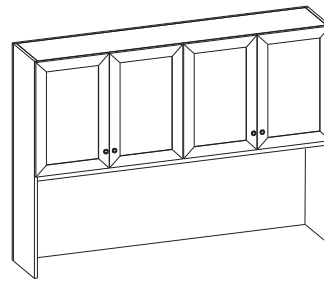
Key product information:

- Top panel ordered separately
- Units are finished on all sides
- Door options include; wood doors, mesh grilled doors, and beveled glass doors
- Single height 38 3/4" and double height 52" available
- Double height cabinets include standard shelf
- Inside dimensions: D=13 1/4", H=12 1/2", and width varies with cabinet
- Distance from bottom of valance to work-surface is 22 3/4"
- Connect to worksurface with double-sided adhesive tape
- Lighting option available
- Unit ships assembled


Technology information & wire management:

- Optional back panel grommet
- Located in upper right-hand corner, provides task light cord access to wall outlets.

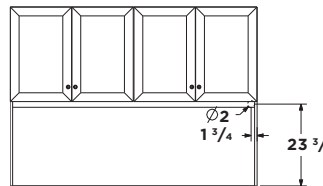
Proper support examples/ recommendations:



Wood doors



Beveled glass doors



Tasklight cord grommet

Surface mount overhead cabinets must be supported with adequate pedestal or panel support on ends. In addition, the location where the surface mount cabinet and tower meet must have adequate vertical support beneath the worksurface using intermediate supports located on page 128.

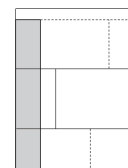


Recommended Support Examples

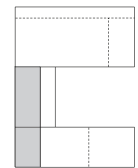


Inadequate Support Examples

When specifying surface mount storage across multiple units, careful consideration must be used to ensure the correct overall length. An end or back panel of a supporting unit must support the end panel of an overhead cabinet.



Recommended Support Examples



Inadequate Support Examples

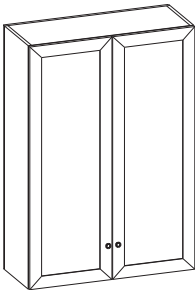
TOWERS

(see pages 104-107)


Primary use:
Provide additional storage above the
worksurface

Specification tips"
Can be specified with surface mount cabi-
nets to create a myriad of storage combina-
tions

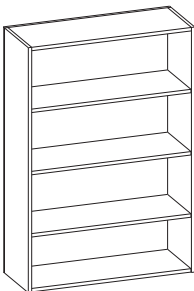
- Key product information:**
- Top panel ordered separately
 - Units are finished on all sides
 - Door options include; wood doors, mesh
grilled doors, and beveled glass doors
 - Single height 38 3/4" and double height
52" available
 - Connect to worksurface with double-
sided adhesive tape
 - Unit ships assembled
 - Shelves are fixed height



Wood doors



Beveled glass doors



No doors

Proper support examples/
recommendations

Surface mount overhead cabinets must be supported with adequate pedestal or panel support on ends. In addition, the location where the surface mount cabinet and tower meet must have adequate vertical support beneath the worksurface using intermediate supports located on page 128.

Recommended Support Examples

Inadequate Support Examples

When specifying surface mount storage across multiple units, careful consideration must be used to ensure the correct overall length. An end or back panel of a supporting unit must support the end panel of an overhead cabinet.

Recommended Support Examples

Inadequate Support Examples

WALL MOUNT CABINETS

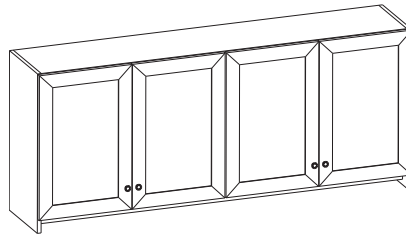
(see pages 110-111)

Primary use:

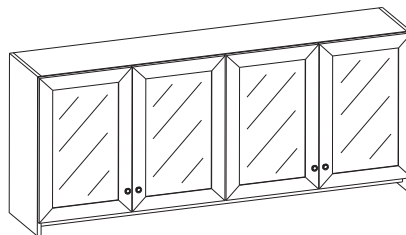
Provide additional storage above the worksurface

Key product information:

- Top panel ordered separately
- Units are finished on all sides
- Door options include; wood doors, mesh grided doors, and beveled glass doors
- Single height 17" and double height 30 1/4" available
- Double height cabinets include standard shelf
- Inside dimensions: D=12 1/2", H=12 1/2", and width varies with cabinet
- Connect to wall with steel spade and "z" clip method
- Installers responsible for selecting and providing appropriate fasteners for wall conditions
- Lighting option available
- Unit ships assembled



Wood doors



Beveled glass doors

This image shows a single sheet of white paper with horizontal ruling lines. The lines are evenly spaced and run across the width of the page. There are no margins, text, or other markings on the paper.

[illegible]

This image shows a single sheet of white paper with horizontal ruling lines. The lines are evenly spaced and run across the width of the page. There are no margins, text, or other markings on the paper.

This image shows a single sheet of white paper with horizontal ruling lines. The lines are evenly spaced and run across the width of the page. There are no margins, text, or other markings on the paper.

This image shows a single sheet of white paper with horizontal ruling lines. The lines are evenly spaced and run across the width of the page. There are no margins, text, or other markings on the paper.

Typicals.....47-58

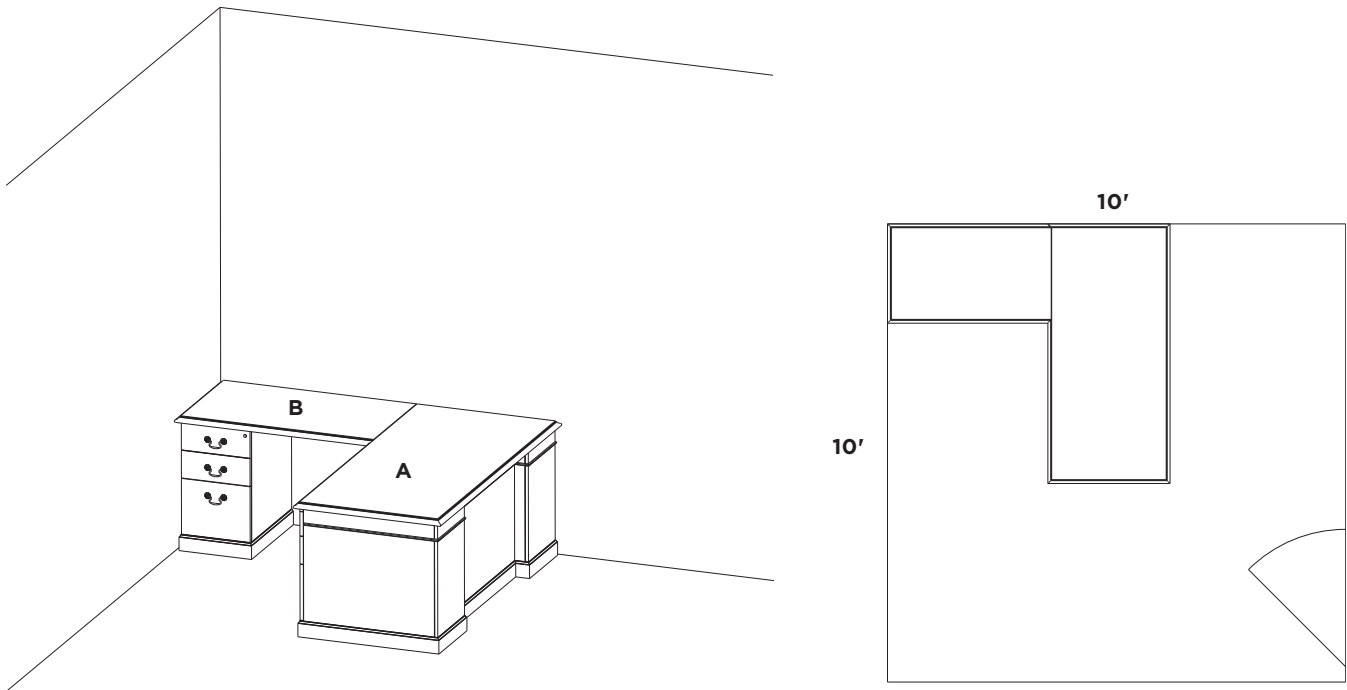
10' x 10' office layouts 48-49

10' x 12' office layouts..... 50

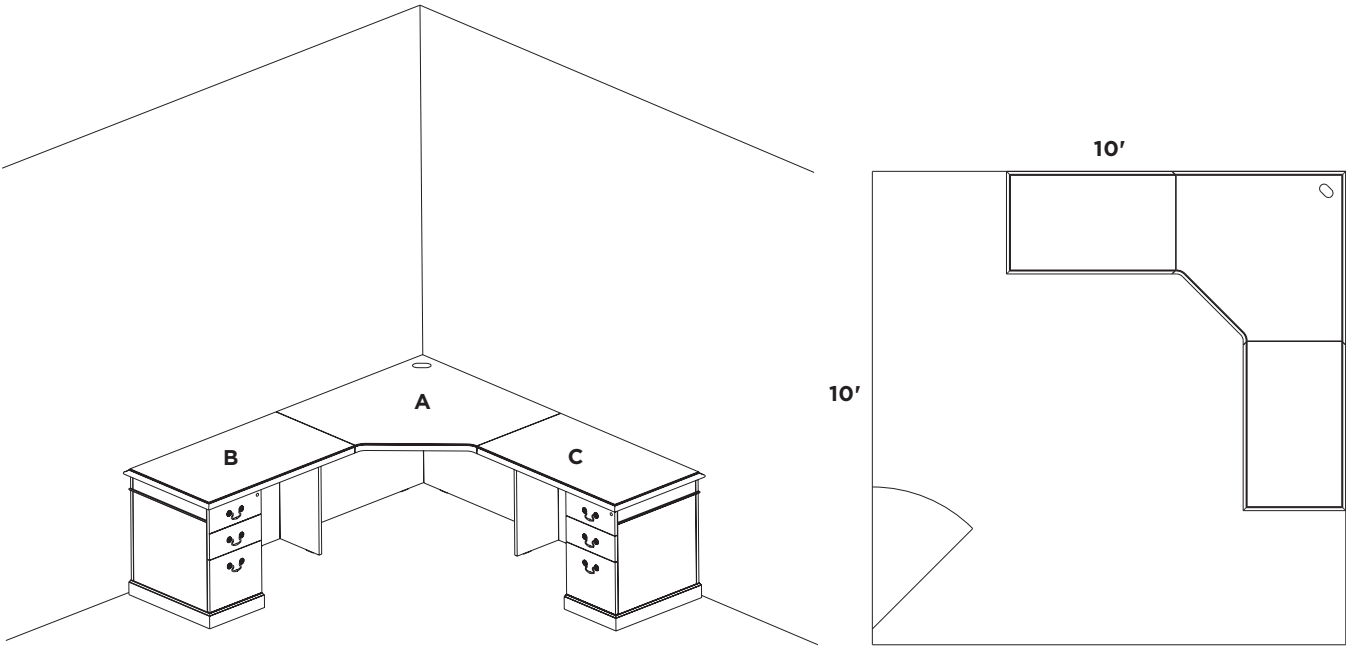
10' x 15' office layouts.....51

12' x 15' office layouts 52-53

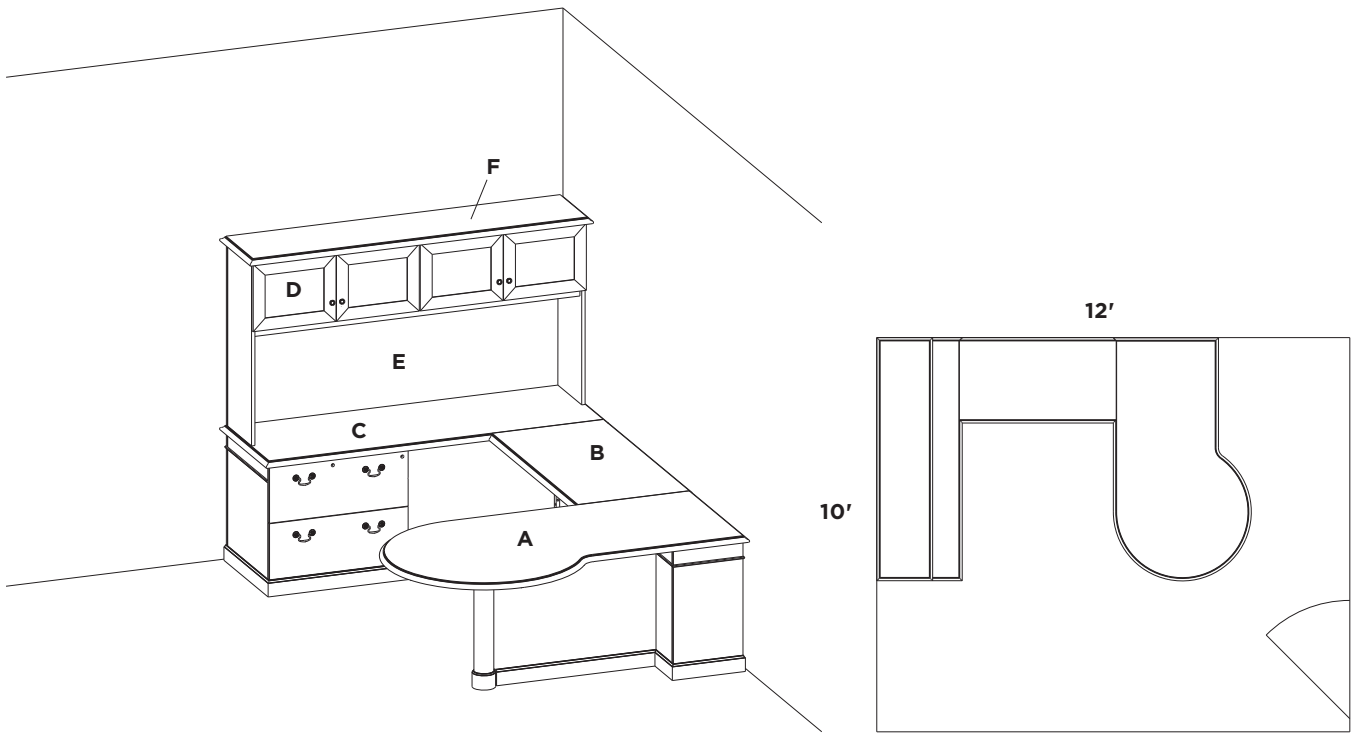
15' x 15' office layouts 54



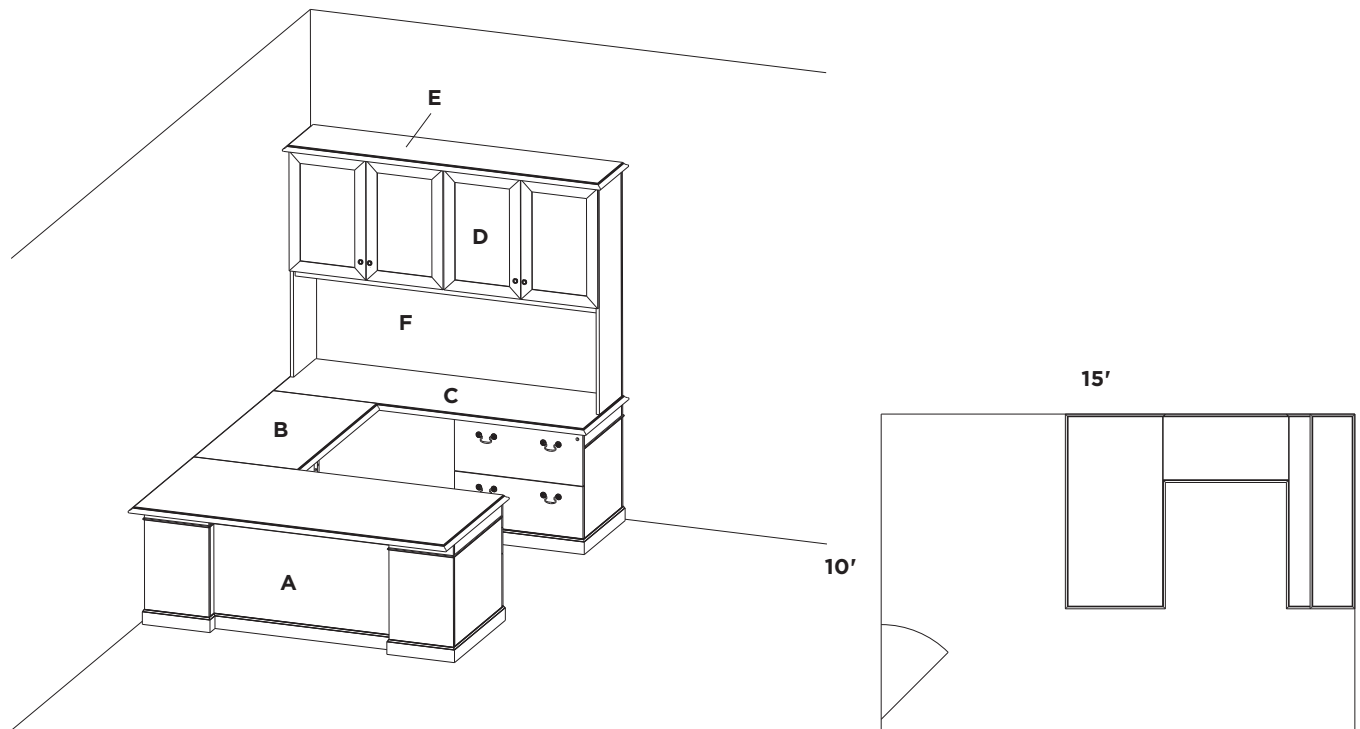
item	page	model number	description	price	quantity	ext. price
A	67	KNDRF3268R-3	Single pedestal desk right hand BBF	4,353	1	4,353
B	80	KNRTN2642L-2F	Return full modesty, left hand FF	3,165	1	3,165
Total with cherry fronts						7,518



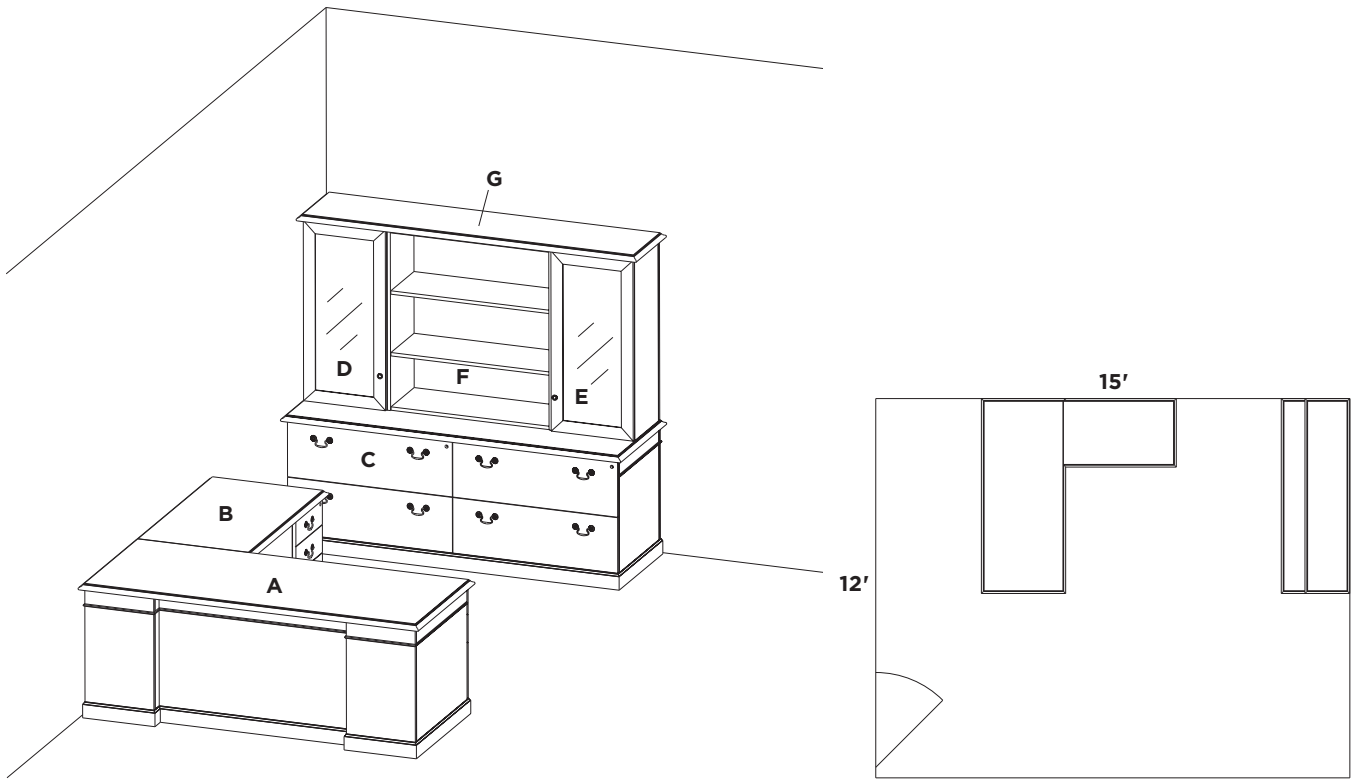
item	page	model number	description	price	quantity	ext. price
A	92	KNFTC4444F	Computer corner full modesty	3,561	1	3,561
B	80	KNRTN2642L-2F	Return full modesty, left hand FF	3,165	1	3,165
C	81	KNRTN2642R-2F	Return full modesty, right hand FF	3,165	1	3,165
Total with cherry fronts						9,891



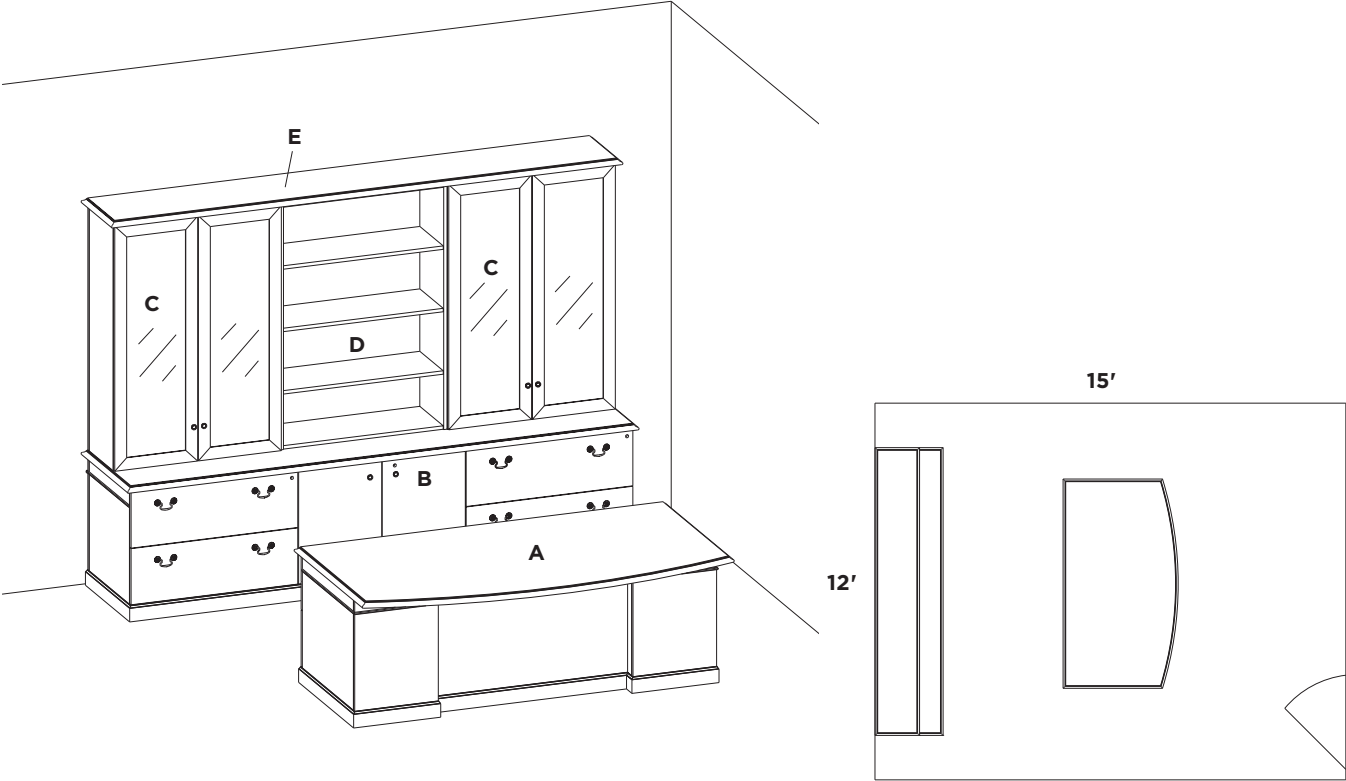
item	page	model number	description	price	quantity	ext. price
A	69	KNXPT3274R	P top extension right hand	5,128	1	5,128
B	87	KNBRG2646F	Bridge full modesty	2,214	1	2,214
C	70	KNSPC2674L-4F	Single ped. credenza full modesty, LF	4,916	1	4,916
D	102	KNSMC1H1572-WW	Surface mount cabinet wood doors	4,415	1	4,415
E	109	KNTKS72	Surface mount tackboard G1/COM	754	1	754
F	108	KNTPS1774	Surface mount cabinet top	1,015	1	1,015
Total with cherry fronts						18,442



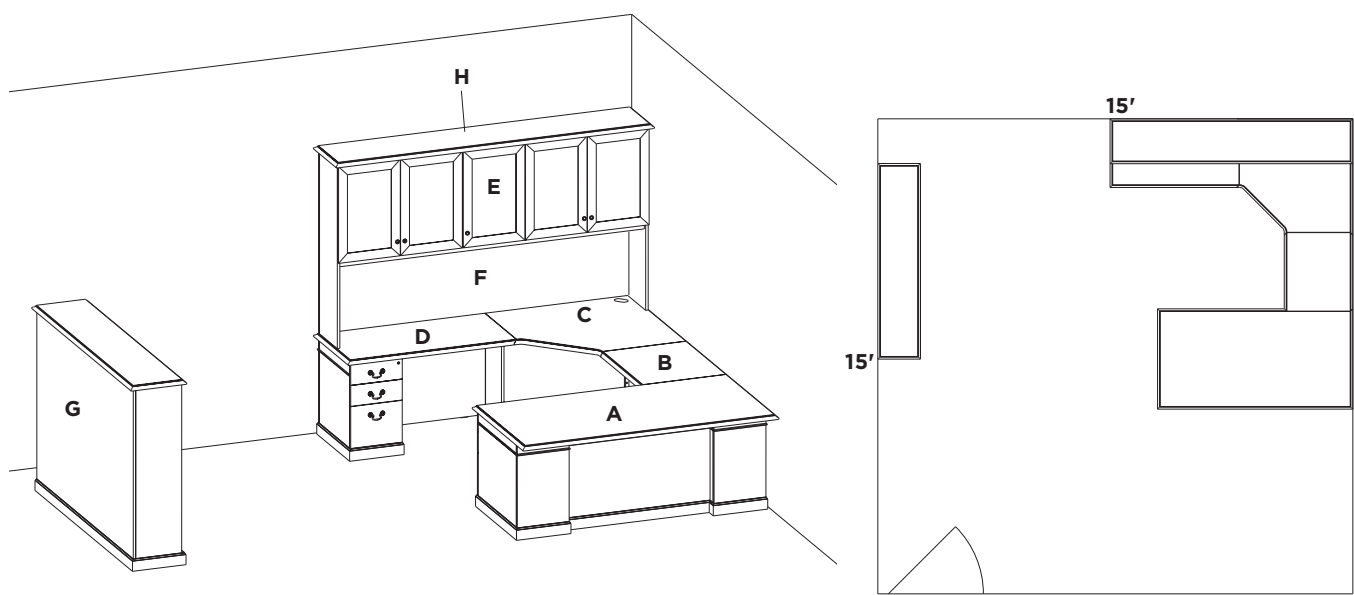
item	page	model number	description	price	quantity	ext. price
A	64	KNDRO3874L-3	Single pedestal desk left hand BBF	4,711	1	4,711
B	87	KNBRG2646F	Bridge full modesty	2,214	1	2,214
C	70	KNSPC2674R-4F	Single ped. credenza full modesty, right hand LF	4,916	1	4,916
D	103	KNSMC2H1572-WW	Surface mount cabinet wood doors	5,413	1	5,413
E	108	KNTPS1774	Surface mount cabinet top	1,013	1	1,013
F	109	KNTKS72	Surface mount tackboard G1/COM	754	1	754
Total with cherry fronts						19,023



item	page	model number	description	price	quantity	ext. price
A	65	KNDRF3274L-3	Single pedestal desk left hand BBF	4,465	1	4,465
B	81	KNRTN2642R-2F	Return full modesty, right hand FF	3,165	1	3,165
C	79	KNFSC2674-44	Storage credenza LF/LF	6,291	1	6,291
D	104	KNSTF1H1518L-WG	Tower left, beveled glass doors	2,528	1	2,528
E	104	KNSTF1H1518R-WG	Tower right, beveled glass doors	2,528	1	2,528
F	106	KNSTN1H1536-WN	Tower no doors	2,431	1	2,431
G	108	KNTPS1774	Surface mount cabinet top	1,015	1	1,015
Total with cherry fronts						22,423



item	page	model number	description	price	quantity	ext. price
A	62	KNDBOL4480-32	Double pedestal desk legal BBF/FF	6,789	1	6,789
B	79	KNFSC26110-454	Storage credenza LF/HD/LF	8,468	1	8,468
C	107	KNSTF2H1536-WG	2 High tower beveled glass doors	4,127	2	4,127
D	107	KNSTN2H1536-WN	2 High tower no doors	2,727	1	2,727
E	108	KNTPS17110	Surface mount cabinet top	1,807	1	1,807
Total with cherry fronts						28,045



item	page	model number	description	price	quantity	ext. price
A	66	KNDRO3874R-3	Single pedestal desk right hand BBF	4,711	1	4,711
B	87	KNBRG2640F	Bridge full modesty	1,923	1	1,923
C	92	KNFTC4444F	Computer corner full modesty	3,561	1	3,561
D	80	KNRTN2648L-2F	Return full modesty, left hand FF	3,296	1	3,296
E	103	KNSMC2H1590-WW	Surface mount cabinet wood doors	6,215	1	6,215
F	109	KNTKS90	Surface mount tackboard G1/COM	831	1	831
G	115	KNBKN4H1774	Double bookcase no doors	6,581	1	6,581
H	108	KNTPS1792	Surface mount cabinet top	1,298	1	1,298
Total with cherry fronts						28,416

This image shows a single sheet of white paper with horizontal ruling lines. The lines are evenly spaced and run across the width of the page. There are no margins, text, or other markings on the paper.

This image shows a single sheet of white paper with horizontal ruling lines. The lines are evenly spaced and run across the width of the page. There are no margins, text, or other markings on the paper.

This image shows a single sheet of white paper with horizontal ruling lines. The lines are evenly spaced and run across the width of the page. There are no margins, text, or other markings on the paper.

This image shows a single sheet of white paper with horizontal ruling lines. The lines are evenly spaced and run across the width of the page. There are no margins, text, or other markings on the paper.

Unitized Casegoods.....59-100

Key product features 60

 Table desks61

 Double pedestal desks..... 62-63

 Single pedestal desks..... 64-67

 Desk technology corners..... 68

 P-top extensions 69

 Credenzas 70-79

 Returns.....80-85

 Bridges.....86-91

 Computer corners..... 92-93

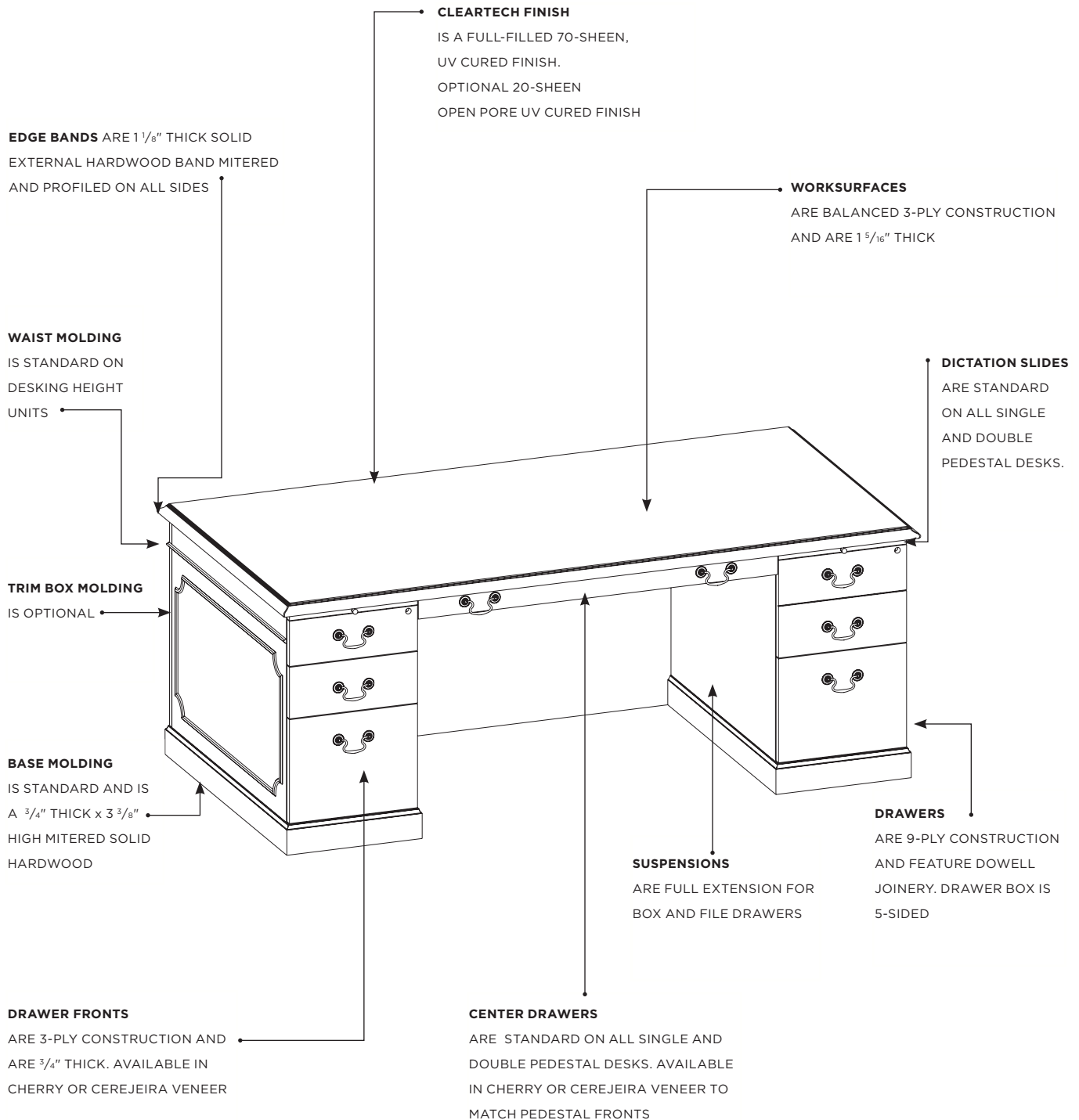
 Storage cabinet 94

 Mobile computer/printer stand 95

 Mobile pedestal 96

KEY PRODUCT FEATURES

Kennsington
01/16



	D	W	H	model number	drawer fronts cherry
TABLE DESK	32	74	30	KNTDR3274	3,148
	38	74	30	KNTDR3874	3,257



PRODUCT INFO

- note
- Height from floor to bottom of center drawer is 25³/₈"
- spec tip
- For use as freestanding unit

TO ORDER PLEASE SPECIFY THE FOLLOWING:

<input type="text"/>	<input type="text"/>	<input type="text"/>	<input type="text"/>	<input type="text"/>	<input type="text"/>	<input type="text"/>
MODEL NUMBER	FINISH	TOP UV FINISH	DESK TOP	DRAWER FRONTS	PULL COLOR	GROMMET

See inside front cover for required option codes


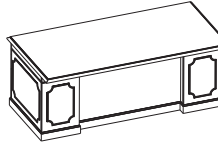

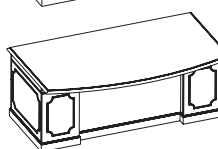
- Grommet Set #1 (Add \$70 each)
- | | |
|---------------------|-----|
| No Grommet | GN |
| Left Silver | GLS |
| Left Bronze | GLZ |
| Right Silver | GRS |
| Right Bronze | GRZ |
| Left & Right Silver | GBS |
| Left & Right Bronze | GBZ |

Example

KNTDR3874.NC215.FF.TNC.FNC.TRZ.GN						
KNTDR3874	NC215	FF	TNC	FNC	TRZ	GN
MODEL NUMBER	FINISH	TOP UV FINISH	DESKTOP	FRONTS	PULL COLOR	GROMMET (from set #1)

DOUBLE PEDESTAL DESKS overhang front

Kennsington
01/16

	D	W	H	model number	drawer fronts cherry
RECTANGULAR	38	74	29 1/2	KNDRO3874-32	5,418
	<ul style="list-style-type: none">• 6" Overhang• 3" Breakfront modesty				
	44	80	29 1/2	KNDROL4480-32	6,405
FRONT VIEW	<ul style="list-style-type: none">• 6" Overhang• 3" Breakfront modesty• Legal width pedestals				
BOWFRONT	44	74	29 1/2	KNDBO4474-32	6,623
	<ul style="list-style-type: none">• 12" Overhang center• 6" Overhang ends• 3" Breakfront modesty				
	44	80	29 1/2	KNDBOL4480-32	6,789
FRONT VIEW	<ul style="list-style-type: none">• 12" Overhang center• 6" Overhang ends• 3" Breakfront modesty• Legal width pedestals				

PRODUCT INFO

- note
- Dictation slide included over each pedestal
 - Dictation slide extends 12"
 - Pedestal configuration:
Left - Box/Box/File
Right - File/File
- spec tip
- For use as freestanding unit

TO ORDER PLEASE SPECIFY THE FOLLOWING:

<input type="text"/>	<input type="text"/>	<input type="text"/>	<input type="text"/>	<input type="text"/>	<input type="text"/>	<input type="text"/>	<input type="text"/>	<input type="text"/>
MODEL NUMBER	FINISH	TOP UV FINISH	DESK TOP	DRAWER FRONTS	BOX TRIM	PULL COLOR	GROMMET	KEYING

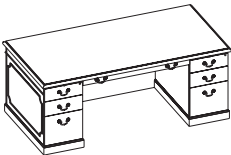
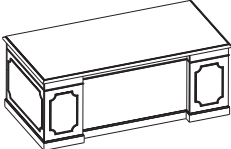
See inside front cover for required option codes

- Grommet Set #1 (Add \$70 each)
- | | |
|---------------------|-----|
| No Grommet | GN |
| Left Silver | GLS |
| Left Bronze | GLZ |
| Right Silver | GRS |
| Right Bronze | GRZ |
| Left & Right Silver | GBS |
| Left & Right Bronze | GBZ |

Example

KNDRO3874-32.NC215.FF.TNC.FNC.TN.TRZ.GN.FL

KNDRO3874-32	NC215	FF	TNC	FNC	TN	TRZ	GN	FL
MODEL NUMBER	FINISH	TOP UV FINISH	DESKTOP	FRONTS	BOX TRIM	PULL COLOR	GROMMET (from set #1)	KEYING

	D	W	H	model number	drawer fronts cherry
RECTANGULAR   FRONT VIEW	32	68	29 1/2	KNDRF3268-32	5,232
	<ul style="list-style-type: none">• Flush front• 3" Breakfront modesty				
	32	74	29 1/2	KNDRF3274-32	5,515
	<ul style="list-style-type: none">• Flush front• 3" Breakfront modesty				
	38	74	29 1/2	KNDRF3874-32	5,832
	<ul style="list-style-type: none">• Flush front• 3" Breakfront modesty				

PRODUCT INFO

- note
- Dictation slide included over each pedestal
 - Dictation slide extends 12"
 - Pedestal configuration:
Left - Box/Box/File
Right - File/File
- spec tip
- For use as freestanding unit

TO ORDER PLEASE SPECIFY THE FOLLOWING:

<input type="text"/>	<input type="text"/>	<input type="text"/>	<input type="text"/>	<input type="text"/>	<input type="text"/>	<input type="text"/>	<input type="text"/>	<input type="text"/>	<input type="text"/>
MODEL NUMBER	FINISH	TOP UV FINISH	DESK TOP	DRAWER FRONTS	BOX TRIM	PULL COLOR	GROMMET	KEYING	

See inside front cover for required option codes

- Grommet Set #1 (Add \$70 each)
- | | |
|---------------------|-----|
| No Grommet | GN |
| Left Silver | GLS |
| Left Bronze | GLZ |
| Right Silver | GRS |
| Right Bronze | GRZ |
| Left & Right Silver | GBS |
| Left & Right Bronze | GBZ |

Example

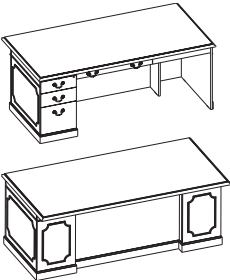
KNDRF3268-32.NC215.FF.TNC.FNC.TN.TRZ.GN.FL									
KNDRF3268-32	NC215	FF	TNC	FNC	TN	TRZ	GN	FL	
MODEL NUMBER	FINISH	TOP UV FINISH	DESKTOP	FRONTS	BOX TRIM	PULL COLOR	GROMMET (from set #1)	KEYING	

SINGLE PEDESTAL DESKS left hand overhang front

Kennsington
01/16

	D	W	H	model number	drawer fronts cherry
--	---	---	---	--------------	-------------------------

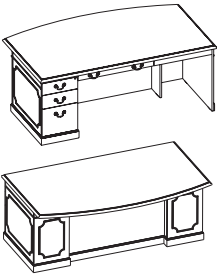
RECTANGULAR



FRONT VIEW

38	74	29 1/2	KNDRO3874L-3	4,711
<ul style="list-style-type: none">• 6" Overhang• 3" Breakfront modesty• Legal width pedestals				
44	80	29 1/2	KNDROL4480L-3	5,507
<ul style="list-style-type: none">• 6" Overhang• 3" Breakfront modesty• Legal width pedestals				

BOWFRONT



FRONT VIEW

44	74	29 1/2	KNDBO4474L-3	5,915
<ul style="list-style-type: none">• 12" Overhang center• 6" Overhang ends• 3" Breakfront modesty				
44	80	29 1/2	KNDBOL4480L-3	6,069
<ul style="list-style-type: none">• 12" Overhang center• 6" Overhang ends• 3" Breakfront modesty• Legal width pedestals				

PRODUCT INFO

- note
- Dictation slide included over pedestal
 - Dictation slide extends 12"
 - Pedestal configuration: Box/Box/File
- spec tip
- For use in creating L and U stations

TO ORDER PLEASE SPECIFY THE FOLLOWING:

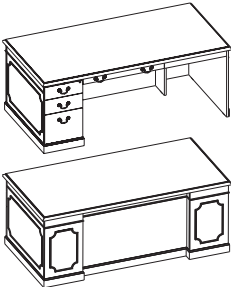
<input type="text"/>	<input type="text"/>	<input type="text"/>	<input type="text"/>	<input type="text"/>	<input type="text"/>	<input type="text"/>	<input type="text"/>
MODEL NUMBER	FINISH	TOP UV FINISH	DRAWER FRONTS	BOX TRIM	PULL COLOR	GROMMET	KEYING

See inside front cover for required option codes

- Grommet Set #2 (Add \$70 each)
- | | |
|---------------------|-----|
| No Grommet | GN |
| Left Silver | GLS |
| Left Bronze | GLZ |
| Right Silver | GRS |
| Right Bronze | GRZ |
| Left & Right Silver | GBS |
| Left & Right Bronze | GBZ |
- Powerport (Add \$440)
- | | |
|------------------------|-----|
| Powerport Right Silver | PRS |
| Powerport Right Bronze | PRZ |

Example

KNDROL4480L-3.NC215.FF.FNC.TN.TRZ.GN.FL							
KNDROL4480L-3	NC215	FF	FNC	TN	TRZ	GN	FL
MODEL NUMBER	FINISH	TOP UV FINISH	FRONTS	BOX TRIM	PULL COLOR	GROMMET (from set #2)	KEYING

	D	W	H	model number	drawer fronts cherry
<div>RECTANGULAR</div> <div></div> <div>FRONT VIEW</div>	32	68	29 1/2	KNDRF3268L-3	4,353
	<ul style="list-style-type: none">• Flush front• 3" Breakfront modesty				
	32	74	29 1/2	KNDRF3274L-3	4,465
	<ul style="list-style-type: none">• Flush front• 3" Breakfront modesty				
	38	74	29 1/2	KNDRF3874L-3	4,899
	<ul style="list-style-type: none">• Flush front• 3" Breakfront modesty				

PRODUCT INFO

- note
- Dictation slide included over pedestal
 - Dictation slide extends 12"
 - Pedestal configuration: Box/Box/File
- spec tip
- For use in creating L and U stations

TO ORDER PLEASE SPECIFY THE FOLLOWING:

<input type="text"/>	<input type="text"/>	<input type="text"/>	<input type="text"/>	<input type="text"/>	<input type="text"/>	<input type="text"/>	<input type="text"/>
MODEL NUMBER	FINISH	TOP UV FINISH	DRAWER FRONTS	BOX TRIM	PULL COLOR	GROMMET	KEYING

See inside front cover for required option codes

- Grommet Set #2 (Add \$70 each)
- | | |
|---------------------|-----|
| No Grommet | GN |
| Left Silver | GLS |
| Left Bronze | GLZ |
| Right Silver | GRS |
| Right Bronze | GRZ |
| Left & Right Silver | GBS |
| Left & Right Bronze | GBZ |
- Powerport (Add \$440)
- | | |
|------------------------|-----|
| Powerport Right Silver | PRS |
| Powerport Right Bronze | PRZ |

Example

KNDRF3268L-3.NC215.FF.FNC.TN.TRZ.GN.FL							
KNDRF3268L-3	NC215	FF	FNC	TN	TRZ	GN	FL
MODEL NUMBER	FINISH	TOP UV FINISH	FRONTS	BOX TRIM	PULL COLOR	GROMMET (from set #2)	KEYING

SINGLE PEDESTAL DESKS


right hand overhang front

Kennsington

01/16

D	W	H	model number	drawer fronts cherry
---	---	---	--------------	-------------------------


RECTANGULAR



FRONT VIEW

38	74	29 1/2	KNDRO3874R-3	4,711
<ul style="list-style-type: none">• 6" Overhang• 3" Breakfront modesty				
44	80	29 1/2	KNDROL4480R-3	5,507
<ul style="list-style-type: none">• 6" Overhang• 3" Breakfront modesty				

BOWFRONT



FRONT VIEW

44	74	29 1/2	KNDBO4474R-3	5,915
<ul style="list-style-type: none">• 12" Overhang center• 6" Overhang ends• 3" Breakfront modesty				
44	80	29 1/2	KNDBOL4480R-3	6,069
<ul style="list-style-type: none">• 12" Overhang center• 6" Overhang ends• 3" Breakfront modesty• Legal width pedestals				

PRODUCT INFO

- note
- Dictation slide included over pedestal
 - Dictation slide extends 12"
 - Pedestal configuration: Box/Box/File
- spec tip
- For use in creating L and U stations

TO ORDER PLEASE SPECIFY THE FOLLOWING:

MODEL NUMBER

FINISH

TOP UV FINISH

DRAWER FRONTS

BOX TRIM

PULL COLOR

GROMMET


KEYING

See inside front cover for required option codes

- Grommet Set #3 (Add \$70 each)
- | | |
|---------------------|-----|
| No Grommet | GN |
| Left Silver | GLS |
| Left Bronze | GLZ |
| Right Silver | GRS |
| Right Bronze | GRZ |
| Left & Right Silver | GBS |
| Left & Right Bronze | GBZ |
- Powerport (Add \$440)
- | | |
|-----------------------|-----|
| Powerport Left Silver | PLS |
| Powerport Left Bronze | PLZ |

Example

KNDROL4480R-3.NC215.FF.FNC.TN.TRZ.GN.FL							
KNDROL4480R-3	NC215	FF	FNC	TN	TRZ	GN	FL
MODEL NUMBER	FINISH	TOP UV FINISH	FRONTS	BOX TRIM	PULL COLOR	GROMMET (from set #3)	KEYING

	D	W	H	model number	drawer fronts cherry
RECTANGULAR  FRONT VIEW	32	68	29 1/2	KNDRF3268R-3	4,353
	<ul style="list-style-type: none"> • Flush front • 3" Breakfront modesty 				
	32	74	29 1/2	KNDRF3274R-3	4,465
	<ul style="list-style-type: none"> • Flush front • 3" Breakfront modesty 				
	38	74	29 1/2	KNDRF3874R-3	4,899
	<ul style="list-style-type: none"> • Flush front • 3" Breakfront modesty 				

PRODUCT INFO

note

- Dictation slide included over pedestal
- Dictation slide extends 12"
- Pedestal configuration: Box/Box/File

spec tip

- For use in creating L and U stations

TO ORDER PLEASE SPECIFY THE FOLLOWING:

<input type="text"/>	<input type="text"/>	<input type="text"/>	<input type="text"/>	<input type="text"/>	<input type="text"/>	<input type="text"/>	<input type="text"/>
MODEL NUMBER	FINISH	TOP UV FINISH	DRAWER FRONTS	BOX TRIM	PULL COLOR	GROMMET	KEYING

See inside front cover for required option codes

Grommet Set #3 (Add \$70 each)

No Grommet	GN
Left Silver	GLS
Left Bronze	GLZ
Right Silver	GRS
Right Bronze	GRZ
Left & Right Silver	GBS
Left & Right Bronze	GBZ

Powerport (Add \$440)

Powerport Left Silver	PLS
Powerport Left Bronze	PLZ

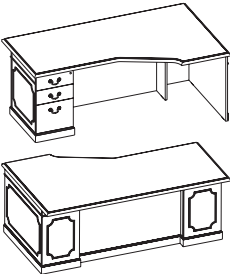
Example

KNDRF3268R-3.NC215.FF.FNC.TN.TRZ.GN.FL

KNDRF3268R-3	NC215	FF	FNC	TN	TRZ	GN	FL
MODEL NUMBER	FINISH	TOP UV FINISH	FRONTS	BOX TRIM	PULL COLOR	GROMMET (from set #3)	KEYING

	D	W	H	model number	drawer fronts cherry
--	---	---	---	--------------	-------------------------

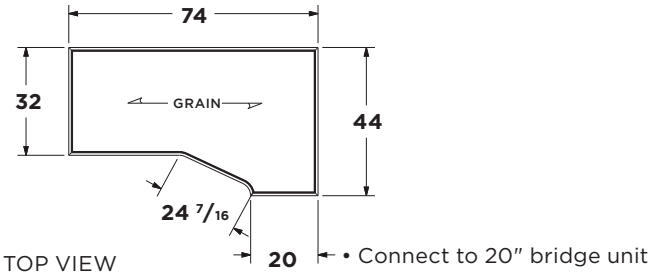
LEFT HAND
OVERHANG FRONT




FRONT VIEW

44	74	29 1/2	KNDTC4474L-3	5,299
----	----	--------	---------------------	-------

- 6" Overhang front
- 3" Breakfront modesty



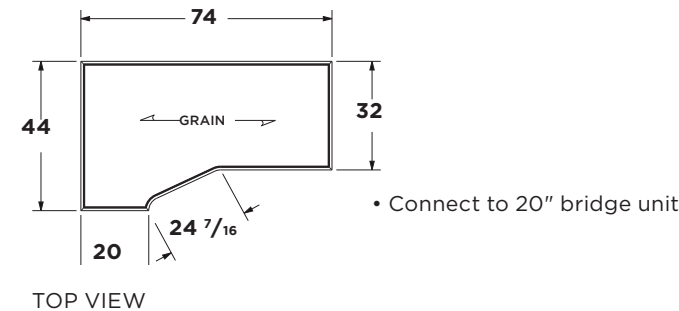
RIGHT HAND
OVERHANG FRONT



FRONT VIEW

44	74	29 1/2	KNDTC4474R-3	5,299
----	----	--------	---------------------	-------

- 6" Overhang front
- 3" Breakfront modesty



PRODUCT INFO

- note
- Pedestal configuration:
Box/Box/File
- spec tip
- Connect to 20" bridge units
only, located on pages 86,
88 & 90
 - For use in creating U
stations

TO ORDER PLEASE SPECIFY THE FOLLOWING:

<input type="text"/>	<input type="text"/>	<input type="text"/>	<input type="text"/>	<input type="text"/>	<input type="text"/>	<input type="text"/>	<input type="text"/>
MODEL NUMBER	FINISH	TOP UV FINISH	DRAWER FRONTS	BOX TRIM	PULL COLOR	GROMMET	KEYING

See inside front cover for required option codes

- Grommet Set #2 (Add \$70 each)
- | | |
|---------------------|-----|
| No Grommet | GN |
| Left Silver | GLS |
| Left Bronze | GLZ |
| Right Silver | GRS |
| Right Bronze | GRZ |
| Left & Right Silver | GBS |
| Left & Right Bronze | GBZ |

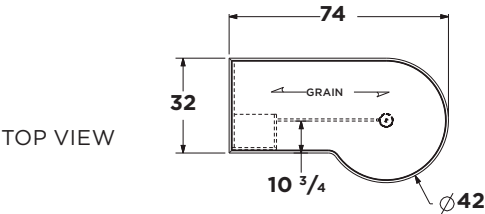
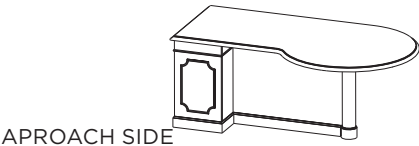
- Powerport (Add \$440)
- | | |
|------------------------|-----|
| Powerport Right Silver | PRS |
| Powerport Right Bronze | PRZ |

Example

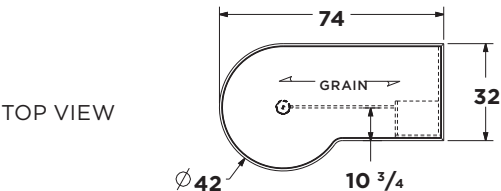
KNDTC4474L-3.NC215.FF.FNC.TN.TRZ.GN.FL							
KNDTC4474L-3	NC215	FF	FNC	TN	TRZ	GN	FL
MODEL NUMBER	FINISH	TOP UV FINISH	FRONTS	BOX TRIM	PULL COLOR	GROMMET (from set #2)	KEYING

	D	W	H	model number	drawer fronts cherry
--	---	---	---	--------------	-------------------------

LEFT HAND WOOD COLUMN LEG	42	74	29 1/2	KNXPT3274L	5,128
------------------------------	----	----	--------	------------	-------



RIGHT HAND WOOD COLUMN LEG	42	74	29 1/2	KNXPT3274R	5,128
-------------------------------	----	----	--------	------------	-------



PRODUCT INFO

- note
- Diameter on radius top is 42"
 - solid wood column leg is 4" diameter in center and 4 3/4" diameter at bottom
- spec tip
- Not for freestanding use
 - For use in creating L and U stations

TO ORDER PLEASE SPECIFY THE FOLLOWING:

<input type="text"/>	<input type="text"/>	<input type="text"/>	<input type="text"/>	<input type="text"/>
MODEL NUMBER	FINISH	TOP UV FINISH	BOX TRIM	GROMMET

See inside front cover
for required option codes

- Grommet Set #7 (Add \$70 each)
- | | |
|--------------|-----|
| No Grommet | GN |
| Right Silver | GRS |
| Right Bronze | GRZ |
- Powerport (Add \$440)
- | | |
|------------------------|-----|
| Powerport Right Silver | PRS |
| Powerport Right Bronze | PRZ |

Example

KNXPT3274L.NC215.FF.TN.GN				
KNXPT3274L	NC215	FF	TN	GN
MODEL NUMBER	FINISH	TOP UV FINISH	BOX TRIM	GROMMET (from set #7)

SINGLE PEDESTAL CREDENZAS

full modesty panel | left hand

Kennsington

01/16

	D	W	H	model number	drawer fronts cherry
FULL MODESTY FILE/FILE	26	68	29 1/2	KNSPC2668L-2F	3,896
	26	74	29 1/2	KNSPC2674L-2F	4,072
LATERAL	26	74	29 1/2	KNSPC2674L-4F	4,916
	26	92	29 1/2	KNSPC2692L-4F	5,660

PRODUCT INFO

spec tip
• Specify pedestal location
from user seated position

TO ORDER PLEASE SPECIFY THE FOLLOWING:

MODEL NUMBERFINISHTOP UV
FINISHDRAWER
FRONTSBOX
TRIMPULL
COLORGROMMETKEYING

See inside front cover for required option codes

- Grommet Set #4 (Add \$70 each)
- No GrommetGN
 - Left SilverGLS
 - Left BronzeGLZ
 - Right SilverGRS
 - Right BronzeGRZ
 - Center SilverGCS
 - Center BronzeGCZ
 - Left & Right SilverGBS
 - Left & Right BronzeGBZ

- Powerport (Add \$440)
- Powerport Right SilverPRS
 - Powerport Right BronzePRZ

Example

KNSPC2668L-2F.NC215.FF.FNC.TN.TRZ.GN.FL							
KNSPC2668L-2F	NC215	FF	FNC	TN	TRZ	GN	FL
MODEL NUMBER	FINISH	TOP UV FINISH	FRONTS	BOX TRIM	PULL COLOR	GROMMET (from set #4)	KEYING

SINGLE PEDESTAL CREDENZA full modesty panel | right hand

	D	W	H	model number	drawer fronts cherry
FULL MODESTY FILE/FILE	26	68	29 1/2	KNSPC2668R-2F	3,896
	26	74	29 1/2	KNSPC2674R-2F	4,072
LATERAL	26	74	29 1/2	KNSPC2674R-4F	4,916
	26	92	29 1/2	KNSPC2692R-4F	5,660

PRODUCT INFO

spec tip
· Specify pedestal location
from user seated position

TO ORDER PLEASE SPECIFY THE FOLLOWING:

<input type="text"/>	<input type="text"/>	<input type="text"/>	<input type="text"/>	<input type="text"/>	<input type="text"/>	<input type="text"/>	<input type="text"/>
MODEL NUMBER	FINISH	TOP UV FINISH	DRAWER FRONTS	BOX TRIM	PULL COLOR	GROMMET	KEYING

See inside front cover for required option codes

- Grommet Set #5 (Add \$70 each)**
- | | |
|---------------------|-----|
| No Grommet | GN |
| Left Silver | GLS |
| Left Bronze | GLZ |
| Right Silver | GRS |
| Right Bronze | GRZ |
| Center Silver | GCS |
| Center Bronze | GCZ |
| Left & Right Silver | GBS |
| Left & Right Bronze | GBZ |

- Powerport (Add \$440)**
- | | |
|-----------------------|-----|
| Powerport Left Silver | PLS |
| Powerport Left Bronze | PLZ |

Example

KNSPC2668R-2F.NC215.FF.FNC.TN.TRZ.GN.FL							
KNSPC2668R-2F	NC215	FF	FNC	TN	TRZ	GN	FL
MODEL NUMBER	FINISH	TOP UV FINISH	FRONTS	BOX TRIM	PULL COLOR	GROMMET (from set #5)	KEYING

SINGLE PEDESTAL CREDENZASno modesty panel | left hand

Kennsington01/16

	D	W	H	model number	drawer fronts cherry
NO MODESTY FILE/FILE	26	68	29 1/2	KNSPC2668L-2N	3,685
	26	74	29 1/2	KNSPC2674L-2N	3,861
LATERAL	26	74	29 1/2	KNSPC2674L-4N	4,703
	26	92	29 1/2	KNSPC2692L-4N	5,445

PRODUCT INFO

- note
- Units with unsupported worksurfaces of 48" or greater include intermediate support
- spec tip
- Specify pedestal location from user seated position

TO ORDER PLEASE SPECIFY THE FOLLOWING:

MODEL NUMBERFINISHTOP UV FINISHDRAWER FRONTSEX BOX TRIMPULL COLORGROMMETKEYING

See inside front cover for required option codes

- Grommet Set #4 (Add \$70 each)
- | | |
|---------------------|-----|
| No Grommet | GN |
| Left Silver | GLS |
| Left Bronze | GLZ |
| Right Silver | GRS |
| Right Bronze | GRZ |
| Center Silver | GCS |
| Center Bronze | GCZ |
| Left & Right Silver | GBS |
| Left & Right Bronze | GBZ |

- Powerport (Add \$440)
- | | |
|------------------------|-----|
| Powerport Right Silver | PRS |
| Powerport Right Bronze | PRZ |

Example

KNSPC2668L-2N.NC215.FF.FNC.TN.TRZ.GN.FL							
KNSPC2668L-2F	NC215	FF	FNC	TN	TRZ	GN	FL
MODEL NUMBER	FINISH	TOP UV FINISH	FRONTS	BOX TRIM	PULL COLOR	GROMMET (from set #4)	KEYING

SINGLE PEDESTAL CREDENZA no modesty panel | right hand

	D	W	H	model number	drawer fronts cherry
NO MODESTY FILE/FILE	26	68	29 1/2	KNSPC2668R-2N	3,685
	26	74	29 1/2	KNSPC2674R-2N	3,861
LATERAL	26	74	29 1/2	KNSPC2674R-4N	4,703
	26	92	29 1/2	KNSPC2692R-4N	5,445

PRODUCT INFO

- note
- Units with unsupported worksurfaces of 48" or greater include intermediate support
- spec tip
- Specify pedestal location from user seated position

TO ORDER PLEASE SPECIFY THE FOLLOWING:

<input type="text"/>	<input type="text"/>	<input type="text"/>	<input type="text"/>	<input type="text"/>	<input type="text"/>	<input type="text"/>	<input type="text"/>
MODEL NUMBER	FINISH	TOP UV FINISH	DRAWER FRONTS	BOX TRIM	PULL COLOR	GROMMET	KEYING

See inside front cover for required option codes

- Grommet Set #5 (Add \$70 each)
- | | |
|---------------------|-----|
| No Grommet | GN |
| Left Silver | GLS |
| Left Bronze | GLZ |
| Right Silver | GRS |
| Right Bronze | GRZ |
| Center Silver | GCS |
| Center Bronze | GCZ |
| Left & Right Silver | GBS |
| Left & Right Bronze | GBZ |

- Powerport (Add \$440)
- | | |
|-----------------------|-----|
| Powerport Left Silver | PLS |
| Powerport Left Bronze | PLZ |

Example

KNSPC2668R-2N.NC215.FNC.TN.TRZ.GN.FL

KNSPC2668R-2F	NC215	FF	FNC	TN	TRZ	GN	FL
MODEL NUMBER	FINISH	TOP UV FINISH	FRONTS	BOX TRIM	PULL COLOR	GROMMET (from set #5)	KEYING

SINGLE PEDESTAL CREDENZAS

wall access panel | left hand

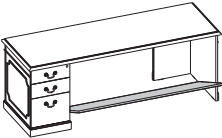
Kennsington

01/16

	D	W	H	model number	drawer fronts cherry
WALL ACCESS PANEL FILE/FILE	26	68	29 1/2	KNSPC2668L-2A	4,816
	26	74	29 1/2	KNSPC2674L-2A	4,994
LATERAL	26	74	29 1/2	KNSPC2674L-4A	5,837
	26	92	29 1/2	KNSPC2692L-4A	6,579

PRODUCT INFO

- note
- Units with unsupported
worksurfaces of 48"
or greater include
intermediate support
- spec tip
- Specify pedestal location
from user seated position



TO ORDER PLEASE SPECIFY THE FOLLOWING:

MODEL NUMBERFINISHTOP UV
FINISHDRAWER
FRONTSBOX
TRIMPULL
COLORGROMMETKEYING

See inside front cover for required option codes

- Grommet Set #4 (Add \$70 each)
- No Grommet

GN
- Left Silver

GLS
- Left Bronze

GLZ
- Right Silver

GRS
- Right Bronze

GRZ
- Center Silver

GCS
- Center Bronze

GCZ
- Left & Right Silver

GBS
- Left & Right Bronze

GBZ
- Powerport (Add \$440)
- Powerport Right Silver

PRS
- Powerport Right Bronze

PRZ

Example

KNSPC2668L-2A.NC215.FF.FNC.TN.TRZ.GN.FL							
KNSPC2668L-2A	NC215	FF	FNC	TN	TRZ	GN	FL
MODEL NUMBER	FINISH	TOP UV FINISH	FRONTS	BOX TRIM	PULL COLOR	GROMMET (from set #4)	KEYING

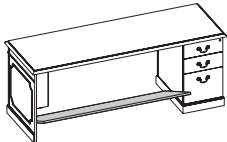
SINGLE PEDESTAL CREDENZA wall access panel | right hand

	D	W	H	model number	drawer fronts cherry
WALL ACCESS PANEL FILE/FILE	26	68	29 1/2	KNSPC2668R-2A	4,816
	26	74	29 1/2	KNSPC2674R-2A	4,994
LATERAL	26	74	29 1/2	KNSPC2674R-4A	5,837
	26	92	29 1/2	KNSPC2692R-4A	6,579

PRODUCT INFO

note
· Units with unsupported
worksurfaces of 48"
or greater include
intermediate support

spec tip
· Specify pedestal location
from user seated position



TO ORDER PLEASE SPECIFY THE FOLLOWING:

<input type="text"/>	<input type="text"/>	<input type="text"/>	<input type="text"/>	<input type="text"/>	<input type="text"/>	<input type="text"/>	<input type="text"/>
MODEL NUMBER	FINISH	TOP UV FINISH	DRAWER FRONTS	BOX TRIM	PULL COLOR	GROMMET	KEYING

See inside front cover for required option codes

- Grommet Set #5 (Add \$70 each)
- | | |
|---------------------|-----|
| No Grommet | GN |
| Left Silver | GLS |
| Left Bronze | GLZ |
| Right Silver | GRS |
| Right Bronze | GRZ |
| Center Silver | GCS |
| Center Bronze | GCZ |
| Left & Right Silver | GBS |
| Left & Right Bronze | GBZ |

- Powerport (Add \$440)
- | | |
|-----------------------|-----|
| Powerport Left Silver | PLS |
| Powerport Left Bronze | PLZ |

Example

KNSPC2668R-2A.NC215.FF.FNC.TN.TRZ.GN.FL							
KNSPC2668R-2A	NC215	FF	FNC	TN	TRZ	GN	FL
MODEL NUMBER	FINISH	TOP UV FINISH	FRONTS	BOX TRIM	PULL COLOR	GROMMET (from set #5)	KEYING

DOUBLE PEDESTAL CREDENZAS


full modesty panel

Kennsington
01/16

	D	W	H	model number	drawer fronts cherry
--	---	---	---	--------------	-------------------------

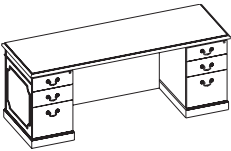
FULL MODESTY

FILE/FILE | FILE/FILE



26	68	29 1/2	KNDPC2668-22F	4,346
26	74	29 1/2	KNDPC2674-22F	4,412

BOX/BOX/FILE | FILE/FILE



26	68	29 1/2	KNDPC2668-32F	4,346
26	74	29 1/2	KNDPC2674-32F	4,412

PRODUCT INFO

spec tip

• Specify pedestal location from user seated position

TO ORDER PLEASE SPECIFY THE FOLLOWING:

MODEL NUMBERFINISHTOP UVFINISHDRAWERFRONTSBOXTRIMPULLCOLORGROMMETKEYING

See inside front cover for required option codes

- Grommet Set #6 (Add \$70 each)
- No GrommetGN
- Left SilverGLS
- Left BronzeGLZ
- Right SilverGRS
- Right BronzeGRZ
- Center SilverGCS
- Center BronzeGCZ
- Left & Right SilverGBS
- Left & Right BronzeGBZ

- Powerport (Add \$440)
- Powerport Center SilverPCS
- Powerport Center BronzePCZ

Example

KNDPC2668-22F.NC215.FF.FNC.TN.TRZ.GN.FL							
KNDPC2668-22F	NC215	FF	FNC	TN	TRZ	GN	FL
MODEL NUMBER	FINISH	TOP UV FINISH	FRONTS	BOX TRIM	PULL COLOR	GROMMET (from set #6)	KEYING

DOUBLE PEDESTAL CREDENZAS no modesty panel

	D	W	H	model number	drawer fronts cherry
NO MODESTY FILE/FILE FILE/FILE	26	68	29 1/2	KNDPC2668-22N	4,131
	26	74	29 1/2	KNDPC2674-22N	4,199
BOX/BOX/FILE FILE/FILE	26	68	29 1/2	KNDPC2668-32N	4,131
	26	74	29 1/2	KNDPC2674-32N	4,199

PRODUCT INFO

- note
- Units with unsupported worksurfaces of 48" or greater include intermediate support
- spec tip
- Specify pedestal location from user seated position

TO ORDER PLEASE SPECIFY THE FOLLOWING:

<input type="text"/>	<input type="text"/>	<input type="text"/>	<input type="text"/>	<input type="text"/>	<input type="text"/>	<input type="text"/>	<input type="text"/>
MODEL NUMBER	FINISH	TOP UV FINISH	DRAWER FRONTS	BOX TRIM	PULL COLOR	GROMMET	KEYING

See inside front cover for required option codes

- Grommet Set #6 (Add \$70 each)
- | | |
|---------------------|-----|
| No Grommet | GN |
| Left Silver | GLS |
| Left Bronze | GLZ |
| Right Silver | GRS |
| Right Bronze | GRZ |
| Center Silver | GCS |
| Center Bronze | GCZ |
| Left & Right Silver | GBS |
| Left & Right Bronze | GBZ |

- Powerport (Add \$440)
- | | |
|-------------------------|-----|
| Powerport Center Silver | PCS |
| Powerport Center Bronze | PCZ |

Example

KNDPC2668-22N.NC215.FF.FNC.TN.TRZ.GN.FL

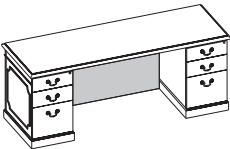
KNDPC2668-22N	NC215	FF	FNC	TN	TRZ	GN	FL
MODEL NUMBER	FINISH	TOP UV FINISH	FRONTS	BOX TRIM	PULL COLOR	GROMMET (from set #6)	KEYING

DOUBLE PEDESTAL CREDENZAS wall access panel

Kennsington
01/16

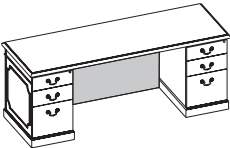
	D	W	H	model number	drawer fronts cherry
--	---	---	---	--------------	-------------------------

WALL ACCESS PANEL
FILE/FILE | FILE/FILE



26	68	29 1/2	KNDPC2668-22A	5,264
26	74	29 1/2	KNDPC2674-22A	5,331

BOX/BOX/FILE | FILE/FILE

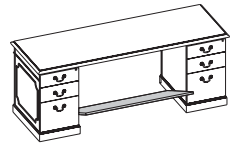


26	68	29 1/2	KNDPC2668-32A	5,264
26	74	29 1/2	KNDPC2674-32A	5,331

PRODUCT INFO

note
• Units with unsupported
worksurfaces of 48"
or greater include
intermediate support

spec tip
• Specify pedestal location
from user seated position



TO ORDER PLEASE SPECIFY THE FOLLOWING:

<input type="text"/>	<input type="text"/>	<input type="text"/>	<input type="text"/>	<input type="text"/>	<input type="text"/>	<input type="text"/>	<input type="text"/>
MODEL NUMBER	FINISH	TOP UV FINISH	DRAWER FRONTS	BOX TRIM	PULL COLOR	GROMMET	KEYING









See inside front cover for required option codes

- Grommet Set #6 (Add \$70 each)
- | | |
|---------------------|-----|
| No Grommet | GN |
| Left Silver | GLS |
| Left Bronze | GLZ |
| Right Silver | GRS |
| Right Bronze | GRZ |
| Center Silver | GCS |
| Center Bronze | GCZ |
| Left & Right Silver | GBS |
| Left & Right Bronze | GBZ |

- Powerport (Add \$440)
- | | |
|-------------------------|-----|
| Powerport Center Silver | PCS |
| Powerport Center Bronze | PCZ |

Example

KNDPC2668-22A.NC215.FF.FNC.TN.TRZ.GN.FL							
KNDPC2668-22A	NC215	FF	FNC	TN	TRZ	GN	FL
MODEL NUMBER	FINISH	TOP UV FINISH	FRONTS	BOX TRIM	PULL COLOR	GROMMET (from set #5)	KEYING

		D	W	H	model number	drawer fronts cherry
FF LF BBF		26	74	29 1/2	KNFSC2674-243	5,515
FF HD FF		26	74	29 1/2	KNFSC2674-252	5,157
LF LF		26	74	29 1/2	KNFSC2674-44	6,291
HD HD		26	74	29 1/2	KNFSC2674-55	4,690
LF LF LF		26	92	29 1/2	KNFSC2692-444	8,127
LF HD LF		26	92	29 1/2	KNFSC2692-454	8,006
LF LF LF		26	110	29 1/2	KNFSC26110-444	8,771
LF HD LF		26	110	29 1/2	KNFSC26110-454	8,468

PRODUCT INFO

spec tip
· Specify pedestal location
from user seated position

pedestal code
2=file/file
3=box/box/file
4=lateral
5=hinged door

TO ORDER PLEASE SPECIFY THE FOLLOWING:



<input type="text"/>	<input type="text"/>	<input type="text"/>	<input type="text"/>	<input type="text"/>	<input type="text"/>	<input type="text"/>
MODEL NUMBER	FINISH	TOP UV FINISH	DRAWER FRONTS	BOX TRIM	PULL COLOR	KEYING

See inside front cover for required option codes

Example

KNFSC2674-243.NC215.FF.FNC.TN.TRZ.FL

KNFSC2674-243	NC215	FF	FNC	TN	TRZ	FL
MODEL NUMBER	FINISH	TOP UV FINISH	FRONTS	BOX TRIM	PULL COLOR	KEYING

	D	W	H	model number	drawer fronts cherry
FULL MODESTY FILE/FILE 	26	42	29 1/2	KNRTN2642L-2F	3,165
	26	48	29 1/2	KNRTN2648L-2F	3,296
LATERAL 	26	54	29 1/2	KNRTN2654L-4F	3,693
	26	60	29 1/2	KNRTN2660L-4F	3,786

PRODUCT INFO

- spec tip
- Connecting end coped
 - specify pedestal location from user seated position
 - For use with right hand desks, right hand extensions and computer corners

TO ORDER PLEASE SPECIFY THE FOLLOWING:

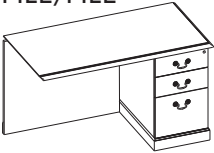
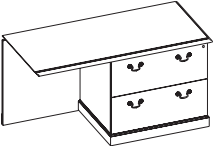
MODEL NUMBER
FINISH
TOP UV FINISH
DRAWER FRONTS
BOX TRIM
PULL COLOR
GROMMET
KEYING

See inside front cover for required option codes

- Grommet Set #9 (Add \$70 each)**
- Grommet No **GN**
 - Grommet Left Silver **GLS**
 - Grommet Left Bronze **GLZ**
 - Grommet Center Silver **GCS**
 - Grommet Center Bronze **GCZ**
- Powerport (Add \$440)**
- Powerport Right Silver **PRS**
 - Powerport Right Bronze **PRZ**

Example

KNRTN2642L-2F.NC215.FF.FNC.TN.TRZ.GN.FL							
KNRTN2642L-2F	NC215	FF	FNC	TN	TRZ	GN	FL
MODEL NUMBER	FINISH	TOP UV FINISH	FRONTS	BOX TRIM	PULL COLOR	GROMMET (from set #9)	KEYING

	D	W	H	model number	drawer fronts cherry
FULL MODESTY FILE/FILE 	26	42	29 1/2	KNRTN2642R-2F	3,165
	26	48	29 1/2	KNRTN2648R-2F	3,296
LATERAL 	26	54	29 1/2	KNRTN2654R-4F	3,693
	26	60	29 1/2	KNRTN2660R-4F	3,786

PRODUCT INFO

- spec tip
- Connecting end coped
 - Specify pedestal location from user seated position
 - For use with left hand desks, left hand extensions and computer corners

TO ORDER PLEASE SPECIFY THE FOLLOWING:

<input type="text"/>	<input type="text"/>	<input type="text"/>	<input type="text"/>	<input type="text"/>	<input type="text"/>	<input type="text"/>	<input type="text"/>
MODEL NUMBER	FINISH	TOP UV FINISH	DRAWER FRONTS	BOX TRIM	PULL COLOR	GROMMET	KEYING

See inside front cover for required option codes

Grommet Set #10 (Add \$70 each)

- | | |
|-----------------------|-----|
| No Grommet | GN |
| Grommet Right Silver | GRS |
| Grommet Right Bronze | GRZ |
| Grommet Center Silver | GCS |
| Grommet Center Bronze | GCZ |



Powerport (Add \$440)

- | | |
|-----------------------|-----|
| Powerport Left Silver | PLS |
| Powerport Left Bronze | PLZ |

Example

KNRTN2642R-2F.NC215.FF.FNC.TN.TRZ.GN.FL

KNRTN2642R-2F	NC215	FF	FNC	TN	TRZ	GN	FL
MODEL NUMBER	FINISH	TOP UV FINISH	FRONTS	BOX TRIM	PULL COLOR	GROMMET (from set #10)	KEYING

	D	W	H	model number	drawer fronts cherry
NO MODESTY FILE 	26	42	29 1/2	KNRTN2642L-2N	2,951
	26	48	29 1/2	KNRTN2648L-2N	3,082
LATERAL 	26	54	29 1/2	KNRTN2654L-4N	3,483
	26	60	29 1/2	KNRTN2660L-4N	3,572

PRODUCT INFO

- note

 - Units with unsupported worksurfaces of 48" or greater include intermediate support
- spec tip

 - Connecting end coped
 - Specify pedestal location from user seated position
 - For use with right hand desks, right hand extensions and computer corners.

TO ORDER PLEASE SPECIFY THE FOLLOWING:



MODEL NUMBER
 FINISH
 TOP UV FINISH
 DRAWER FRONTS
 BOX TRIM
 PULL COLOR
 GROMMET
 KEYING

See inside front cover for required option codes

- Grommet Set #9 (Add \$70 each)**
 - Grommet No **GN**
 - Grommet Left Silver **GLS**
 - Grommet Left Bronze **GLZ**
 - Grommet Center Silver **GCS**
 - Grommet Center Bronze **GCZ**
- Powerport (Add \$440)**
 - Powerport Right Silver **PRS**
 - Powerport Right Bronze **PRZ**

Example

KNRTN2642L-2N.NC215.FF.FNC.TN.TRZ.GN.FL							
KNRTN2642L-2N	NC215	FF	FNC	TN	TRZ	GN	FL
MODEL NUMBER	FINISH	TOP UV FINISH	FRONTS	BOX TRIM	PULL COLOR	GROMMET (from set #9)	KEYING

	D	W	H	model number	drawer fronts cherry
NO MODESTY FILE/FILE 	26	42	29 1/2	KNRTN2642R-2N	2,951
	26	48	29 1/2	KNRTN2648R-2N	3,082
LATERAL 	26	54	29 1/2	KNRTN2654R-4N	3,483
	26	60	29 1/2	KNRTN2660R-4N	3,572

PRODUCT INFO

- note
- Units with unsupported worksurfaces of 48" or greater include intermediate support
- spec tip
- Connecting end coped
 - Specify pedestal location from user seated position
 - For use with left hand desks, left hand extensions and computer corners.

TO ORDER PLEASE SPECIFY THE FOLLOWING:

<input type="text"/>	<input type="text"/>	<input type="text"/>	<input type="text"/>	<input type="text"/>	<input type="text"/>	<input type="text"/>	<input type="text"/>
MODEL NUMBER	FINISH	TOP UV FINISH	DRAWER FRONTS	BOX TRIM	PULL COLOR	GROMMET	KEYING


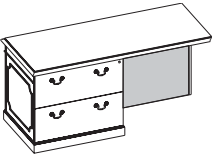
See inside front cover for required option codes

- Grommet Set #10 (Add \$70 each)
- | | |
|-----------------------|-----|
| No Grommet | GN |
| Grommet Right Silver | GRS |
| Grommet Right Bronze | GRZ |
| Grommet Center Silver | GCS |
| Grommet Center Bronze | GCZ |
- Powerport (Add \$440)
- | | |
|-----------------------|-----|
| Powerport Left Silver | PLS |
| Powerport Left Bronze | PLZ |

Example

KNRTN2642R-2N.NC215.FF.FNC.TN.TRZ.GN.FL

KNRTN2642R-2N	NC215	FF	FNC	TN	TRZ	GN	FL
MODEL NUMBER	FINISH	TOP UV FINISH	FRONTS	BOX TRIM	PULL COLOR	GROMMET (from set #10)	KEYING

	D	W	H	model number	drawer fronts cherry
WALL ACCESS PANEL FILE/FILE	26	42	29 1/2	KNRTN2642L-2A	4,084
	26	48	29 1/2	KNRTN2648L-2A	4,213
LATERAL	26	60	29 1/2	KNRTN2660L-4A	4,706
					


PRODUCT INFO

note

- Units with unsupported worksurfaces of 48" or greater include intermediate support

spec tip

- Connecting end coped
- Specify pedestal location from user seated position
- For use with right hand desks, right hand extensions and computer corners.



TO ORDER PLEASE SPECIFY THE FOLLOWING:

MODEL NUMBER
 FINISH
 TOP UV FINISH
 DRAWER FRONTS
 BOX TRIM
 PULL COLOR
 GROMMET
 KEYING

See inside front cover for required option codes

Grommet Set #9 (Add \$70 each)

Grommet No	GN
Grommet Left Silver	GLS
Grommet Left Bronze	GLZ
Grommet Center Silver	GCS
Grommet Center Bronze	GCZ

Powerport (Add \$440)

Powerport Right Silver	PRS
Powerport Right Bronze	PRZ

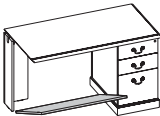
Example

KNRTN2642L-2A.NC215.FF.FNC.TN.TRZ.GN.FL							
KNRTN2642L-2A	NC215	FF	FNC	TN	TRZ	GN	FL
MODEL NUMBER	FINISH	TOP UV FINISH	FRONTS	BOX TRIM	PULL COLOR	GROMMET (from set #9)	KEYING

	D	W	H	model number	drawer fronts cherry
WALL ACCESS PANEL FILE/FILE	26	42	29 1/2	KNRTN2642R-2A	4,084
	26	48	29 1/2	KNRTN2648R-2A	4,213
LATERAL	26	60	29 1/2	KNRTN2660R-4A	4,706

PRODUCT INFO

- note
- Units with unsupported worksurfaces of 48" or greater include intermediate support
- spec tip
- Connecting end coped
 - Specify pedestal location from user seated position
 - For use with left hand desks, left hand extensions and computer corners.



TO ORDER PLEASE SPECIFY THE FOLLOWING:

<input type="text"/>	<input type="text"/>	<input type="text"/>	<input type="text"/>	<input type="text"/>	<input type="text"/>	<input type="text"/>	<input type="text"/>
MODEL NUMBER	FINISH	TOP UV FINISH	DRAWER FRONTS	BOX TRIM	PULL COLOR	GROMMET	KEYING

See inside front cover for required option codes

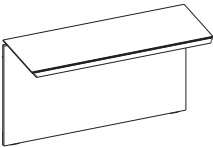
- Grommet Set #10 (Add \$70 each)
- | | |
|-----------------------|-----|
| No Grommet | GN |
| Grommet Right Silver | GRS |
| Grommet Right Bronze | GRZ |
| Grommet Center Silver | GCS |
| Grommet Center Bronze | GCZ |
- Powerport (Add \$440)
- | | |
|-----------------------|-----|
| Powerport Left Silver | PLS |
| Powerport Left Bronze | PLZ |

Example

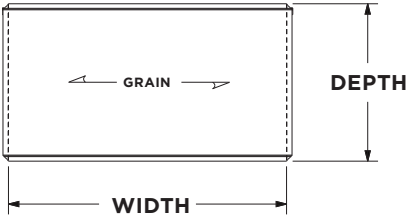
KNRTN2642R-2A.NC215.FF.FNC.TN.TRZ.GN.FL

KNRTN2642R-2A	NC215	FF	FNC	TN	TRZ	GN	FL
MODEL NUMBER	FINISH	TOP UV FINISH	FRONTS	BOX TRIM	PULL COLOR	GROMMET (from set #10)	KEYING

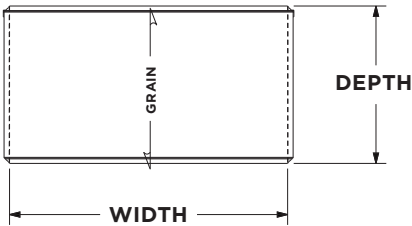
	D	W	H	model number	cherry
FULL MODESTY	20	40	29 1/2	KNBRG2040F	1,825
	20	46	29 1/2	KNBRG2046F	2,104
	20	52	29 1/2	KNBRG2052F	2,270



VENEER DIRECTION OPTION



VLG - Long Grain Option



VST - Short Grain Option

PRODUCT INFO

spec tip
• Both connecting ends coped

TO ORDER PLEASE SPECIFY THE FOLLOWING:

MODEL NUMBER

FINISH

TOP UV FINISH

VENEER DIRECTION

BOX TRIM

GROMMET

Veneer Direction

Long Grain VLG

Short Grain VST

Grommet Set #11 (Add \$70 each)

No Grommet GN

Center Silver GCS

Center Bronze GCZ

Powerport (Add \$440)

Powerport Center Silver PCS

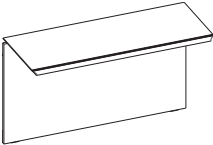
Powerport Center Bronze PCZ

See inside front cover
for required option codes

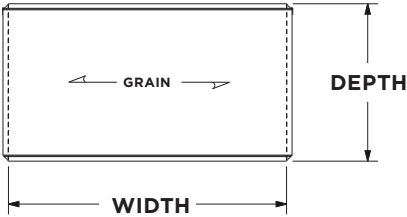
Example

KNBRG2040F.NC215.FF.VLG.TN.GN					
KNBRG2040F	NC215	FF	VLG	TN	GN
MODEL NUMBER	FINISH	TOP UV FINISH	VENEER	BOX TRIM	GROMMET (from set #11)

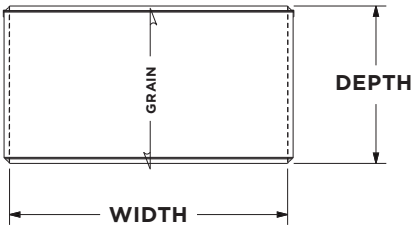
	D	W	H	model number	cherry
FULL MODESTY	26	40	29 1/2	KNBRG2640F	1,923
	26	46	29 1/2	KNBRG2646F	2,214
	26	52	29 1/2	KNBRG2652F	2,387



veneER direction option



VLG - Long Grain Option



VST - Short Grain Option

PRODUCT INFO

spec tip
• Both connecting ends coped

TO ORDER PLEASE SPECIFY THE FOLLOWING:

<input type="text"/>	<input type="text"/>	<input type="text"/>	<input type="text"/>	<input type="text"/>	<input type="text"/>
MODEL NUMBER	FINISH	TOP UV FINISH	veneER DIRECTION	BOX TRIM	GROMMET

See inside front cover
for required option codes

Veneer Diretion
Long Grain VLG
Short Grain VST

Grommet Set #11 (Add \$70 each)
No Grommet GN
Center Silver GCS
Center Bronze GCZ

Powerport (Add \$440)
Powerport Center Silver PCS
Powerport Center Bronze PCZ

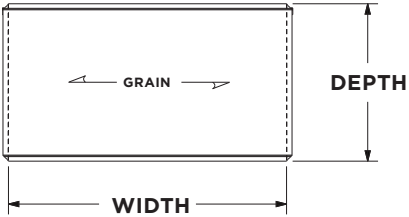
Example

KNBRG2640F.NC215.FF.VLG.TN.GN
MODEL NUMBER FINISH TOP UV FINISH VENEER BOX TRIM GROMMET (from set #11)

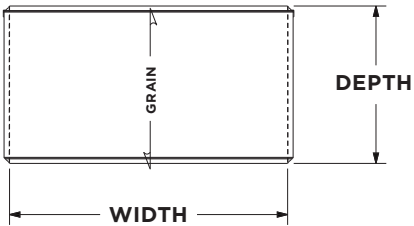
	D	W	H	model number	cherry
NO MODESTY	20	40	29 1/2	KNBRG2040N	1,607
	20	46	29 1/2	KNBRG2046N	1,885
	20	52	29 1/2	KNBRG2052N	2,052



veneER direction option



VLG - Long Grain Option



VST - Short Grain Option

PRODUCT INFO

note

- Units with unsupported worksurfaces of 48" or greater include intermediate support

spec tip

- Connecting ends coped

TO ORDER PLEASE SPECIFY THE FOLLOWING:

MODEL NUMBERFINISHTOP UV FINISHVENEER DIRECTIONGROMMET

See inside front cover
for required option codes

- Veneer Direction
- Long Grain VLG
- Short Grain VST
- Grommet Set #11 (Add \$70 each)
- No Grommet GN
- Center Silver GCS
- Center Bronze GCZ
- Powerport (Add \$440)
- Powerport Center Silver PCS
- Powerport Center Bronze PCZ

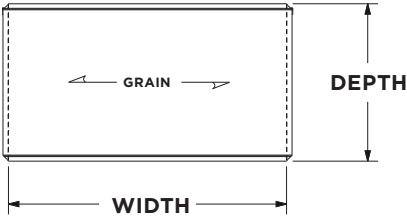
Example

KNBRG2040N.NC215.FF.VLG.GN				
KNBRG2040N	NC215	FF	VLG	GN
MODEL NUMBER	FINISH	TOP UV FINISH	VENEER	GROMMET (from set #11)

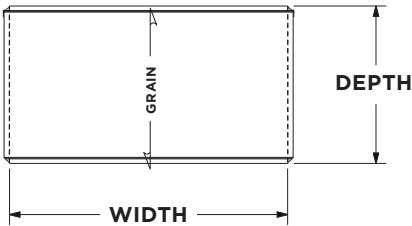
	D	W	H	model number	cherry
NO MODESTY	26	40	29 1/2	KNBRG2640N	1,694
	26	46	29 1/2	KNBRG2646N	1,983
	26	52	29 1/2	KNBRG2652N	2,157



veneER direction option



VLG - Long Grain Option



VST - Short Grain Option

PRODUCT INFO

note
• Units with unsupported
worksurfaces of 48"
or greater include
intermediate support

spec tip
• Connecting ends coped

TO ORDER PLEASE SPECIFY THE FOLLOWING:

MODEL NUMBERFINISHTOP UV FINISHVENEER DIRECTIONGROMMET

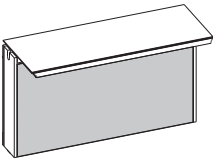
See inside front cover
for required option codes

- Veneer Direction
- Long Grain VLG
- Short Grain VST
- Grommet Set #11 (Add \$70 each)
- No Grommet GN
- Center Silver GCS
- Center Bronze GCZ
- Powerport (Add \$440)
- Powerport Center Silver PCS
- Powerport Center Bronze PCZ

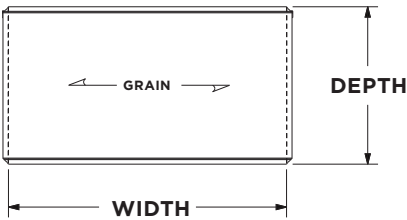
Example

KNBRG2640N.NC215.FF.VLG.GN				
KNBRG2640N	NC215	FF	VLG	GN
MODEL NUMBER	FINISH	TOP UV FINISH	VENEER	GROMMET (from set #11)

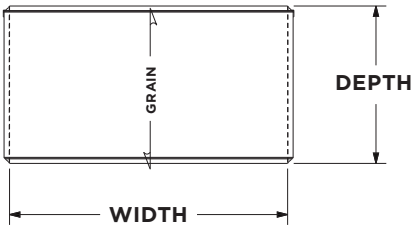
	D	W	H	model number	cherry
WALL ACCESS PANEL	20	40	29 1/2	KNBRG2040A	2,778
	20	46	29 1/2	KNBRG2046A	3,053
	20	52	29 1/2	KNBRG2052A	3,220



VENEER DIRECTION OPTION



VLG - Long Grain Option



VST - Short Grain Option

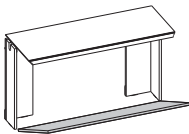
PRODUCT INFO

note

- Units with unsupported worksurfaces of 48" or greater include intermediate support

spec tip

- Connecting ends coped



TO ORDER PLEASE SPECIFY THE FOLLOWING:

MODEL NUMBER

FINISH

TOP UV FINISH

VENEER DIRECTION

GROMMET

Veneer Direction

Long Grain VLG

Short Grain VST

Grommet Set #11 (Add \$70 each)

No Grommet GN

Center Silver GCS

Center Bronze GCZ

Powerport (Add \$440)

Powerport Center Silver PCS

Powerport Center Bronze PCZ

See inside front cover

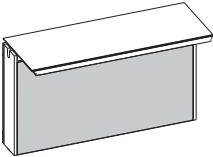
for required option codes

Example

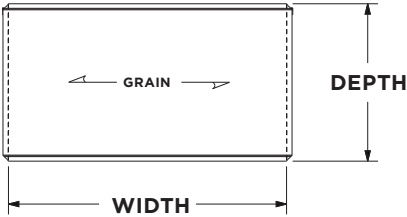
KNBRG2040A.NC215.FF.VLG.TN.GN

KNBRG2040N	NC215	FF	VLG	GN
MODEL NUMBER	FINISH	TOP UV FINISH	VENEER	GROMMET (from set #11)

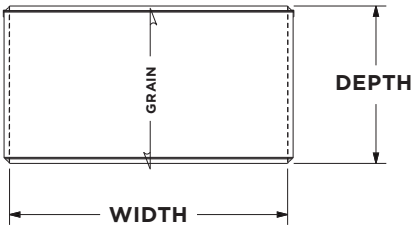
	D	W	H	model number	cherry
WALL ACCESS PANEL	26	40	29 1/2	KNBRG2640A	2,924
	26	46	29 1/2	KNBRG2646A	3,214
	26	52	29 1/2	KNBRG2652A	3,388



VENEER DIRECTION OPTION



VLG - Long Grain Option

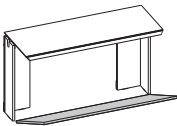


VST - Short Grain Option

PRODUCT INFO

note
• Units with unsupported
worksurfaces of 48"
or greater include
intermediate support

spec tip
• Connecting ends coped



TO ORDER PLEASE SPECIFY THE FOLLOWING:

<input type="text"/>	<input type="text"/>	<input type="text"/>	<input type="text"/>	<input type="text"/>
MODEL NUMBER	FINISH	TOP UV FINISH	VENEER DIRECTION	GROMMET

See inside front cover
for required option codes

Veneer Direction	Grommet Set #11 (Add \$70 each)
Long Grain VLG	No Grommet GN
Short Grain VST	Center Silver GCS
	Center Bronze GCZ

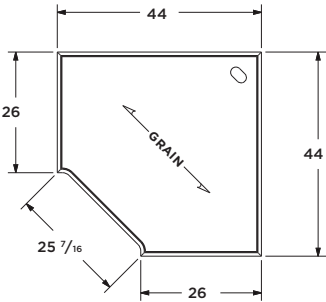
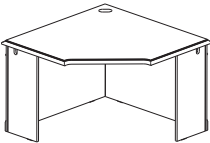
Powerport (Add \$440)
Powerport Center Silver PCS
Powerport Center Bronze PCZ

Example

KNBRG2640A.NC215.FF.VLG.GN

KNBRG2640A	NC215	FF	VLG	GN
MODEL NUMBER	FINISH	TOP UV FINISH	VENEER	GROMMET (from set #11)

	D	W	H	model number	cherry
FULL MODESTY	44	44	29 1/2	KNFTC4444F	3,561



TOP VIEW

PRODUCT INFO

- note
- Grommet standard
 - wire management holes in support panels
- spec tip
- Not for use as a freestanding unit

TO ORDER PLEASE SPECIFY THE FOLLOWING:

<input type="text"/>	<input type="text"/>	<input type="text"/>	<input type="text"/>	<input type="text"/>
MODEL NUMBER	FINISH	TOP UV FINISH	BOX TRIM	GROMMET

Grommet Set #12 (Add \$70 each)

Center Silver GCS

Center Bronze GCZ

See inside front cover
for required option codes

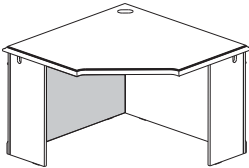
Example

KNFTC4444F.NC215.FF.TN.GCS				
KNFTC4444F	NC215	FF	TN	GN
MODEL NUMBER	FINISH	TOP UV FINISH	BOX TRIM	GROMMET (from set #12)

	D	W	H	model number	cherry
--	---	---	---	--------------	--------

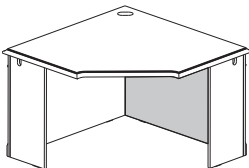
LEFT HAND
WALL ACCESS PANEL

44	44	29 1/2	KNFTC4444AL	4,562
----	----	--------	-------------	-------



RIGHT HAND
WALL ACCESS PANEL

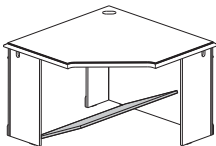
44	44	29 1/2	KNFTC4444AR	4,562
----	----	--------	-------------	-------



PRODUCT INFO

- note
- Grommet standard
 - wire management holes in support panels

- spec tip
- Not for use as a freestanding unit



TO ORDER PLEASE SPECIFY THE FOLLOWING:

<input type="text"/>	<input type="text"/>	<input type="text"/>	<input type="text"/>	<input type="text"/>
MODEL NUMBER	FINISH	TOP UV FINISH	BOX TRIM	GROMMET

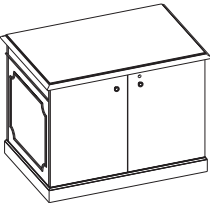
Grommet Set #12 (Add \$70 each)
Center Silver GCS
Center Bronze GCZ

See inside front cover
for required option codes

Example

KNFTC4444AL	NC215	FF	TN	GN
MODEL NUMBER	FINISH	TOP UV FINISH	BOX TRIM	GROMMET (from set #12)

	D	W	H	model number	drawer fronts cherry
STORAGE CABINET	26	38	29 1/2	KNSCF2638-5	3,121



PRODUCT INFO

- note
- One adjustable shelf behind doors
 - Interior dimensions:
D=22 1/8"
W=34 1/2"
H=23 1/4"

TO ORDER PLEASE SPECIFY THE FOLLOWING:

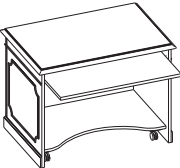
<input type="text"/>	<input type="text"/>	<input type="text"/>	<input type="text"/>	<input type="text"/>	<input type="text"/>	<input type="text"/>
MODEL NUMBER	FINISH	TOP UV FINISH	DRAWER FRONTS	BOX TRIM	PULL COLOR	KEYING

See inside front cover for required option codes

Example

KNSCF2638-5.NC215.FF.FNC.TN.TRZ.FL						
KNSCF2638-5	NC215	FF	FNC	TN	TRZ	FL
MODEL NUMBER	FINISH	TOP UV FINISH	FRONTS	BOX TRIM	PULL COLOR	KEYING

	D	W	H	model number	cherry
MOBILE COMPUTER PRINTER STAND	26	38	29 1/2	KNMPS2638	2,950



OPEN

PRODUCT INFO

- note
- Standard slide out keyboard tray
 - (2) front casters locking, (2) rear casters non-locking
 - Interior dimensions:
D=21 1/2"
W=34 1/2"
H=20

TO ORDER PLEASE SPECIFY THE FOLLOWING:

<input type="text"/>	<input type="text"/>	<input type="text"/>	<input type="text"/>
MODEL NUMBER	FINISH	TOP UV FINISH	BOX TRIM

See inside front cover for required option codes

Example

KNMPS2638.NC215.FF.TN			
KNMPS2638	NC215	FF	TN
MODEL NUMBER	FINISH	TOP UV FINISH	BOX TRIM

	D	W	H	model number	drawer fronts cherry
MOBILE PEDESTAL	26	17	23 1/2	KNMPW2617-6	2,386



PRODUCT INFO

TO ORDER PLEASE SPECIFY THE FOLLOWING:

<div></div>	<div></div>	<div></div>	<div></div>	<div></div>	<div></div>	<div></div>
MODEL NUMBER	FINISH	TOP UV FINISH	DRAWER FRONTS	BOX TRIM	PULL COLOR	KEYING

See inside front cover for required option codes

Example

KNMPW2617-6.NC215.FF.FNC.TN.TRZ.FL						
KNMPW2617-6	NC215	FF	FNC	TN	TRZ	FL
MODEL NUMBER	FINISH	TOP UV FINISH	FRONTS	BOX TRIM	PULL COLOR	KEYING

This image shows a single sheet of white paper with horizontal ruling lines. The lines are evenly spaced and run across the width of the page. There are no margins, text, or other markings on the paper.

This image shows a single sheet of white paper with horizontal ruling lines. The lines are evenly spaced and run across the width of the page. There are no margins, text, or other markings on the paper.

This image shows a single sheet of white paper with horizontal ruling lines. The lines are evenly spaced and run across the width of the page. There are no margins, text, or other markings on the paper.

This image shows a single sheet of white paper with horizontal ruling lines. The lines are evenly spaced and run across the width of the page. There are no margins, text, or other markings on the paper.

Storage.....101-124

 Surface mount cabinets.....102-103

 Towers104-107

 Surface mount cabinet / tower tops..... 108

 Surface mount tackboards 109

 Wall mount cabinets..... 110-111

 Wall mount cabinet tops 112

 Wall mount tackboards 113

 Bookcases.....114-116

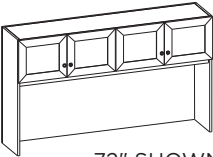
 Lateral files 117

 Storage box 118

 Closets 119-120

D	W	H	model number	cherry
---	---	---	--------------	--------

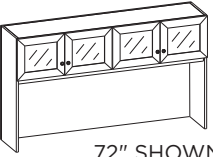
WOOD DOORS



72" SHOWN

14 13/16	65 7/8	38 3/4	KNSMC1H1566-WW	4,221
14 13/16	71 7/8	38 3/4	KNSMC1H1572-WW	4,415
14 13/16	89 7/8	38 3/4	KNSMC1H1590-WW	5,562

BEVELED GLASS DOORS



72" SHOWN

14 13/16	71 7/8	38 3/4	KNSMC1H1572-WG	4,854
14 13/16	89 7/8	38 3/4	KNSMC1H1590-WG	6,120

PRODUCT INFO

- note
- # of doors and door width
66" = (4) 16¹¹/₃₂" doors
72" = (4) 18" doors
90" = (5) 18" doors
 - Wood valance beneath doors: 2"
 - Height from worksurface to bottom of valance: 22³/₄"

- spec tip
- Top ordered separately, see page 108
 - See page 109 for tackboards

TO ORDER PLEASE SPECIFY THE FOLLOWING:

MODEL NUMBERFINISHPULL COLORTASKLIGHT CORD GROMMETLOCKSKEYING

See inside front cover for required option codes

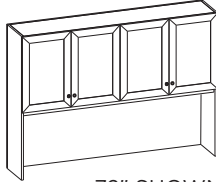
TASKLIGHT CORD GROMMET
VSU Grommet - yesWY
VSU Grommet - noWN

Example

KNSMC1H1566-WW.NC215.TRZ.WY.LY.FL					
KNSMC1H1566-WW	NC215	TRZ	WY	LY	FL
MODEL NUMBER	FINISH	PULL COLOR	TASKLIGHT	LOCKS	KEYING

	D	W	H	model number	cherry
--	---	---	---	--------------	--------

WOOD DOORS



72" SHOWN

14 ¹³ / ₁₆	65 ⁷ / ₈	52	KNSMC2H1566-WW	5,085
14 ¹³ / ₁₆	71 ⁷ / ₈	52	KNSMC2H1572-WW	5,413
14 ¹³ / ₁₆	89 ⁷ / ₈	52	KNSMC2H1590-WW	6,215

BEVELED GLASS DOORS



72" SHOWN

14 ¹³ / ₁₆	71 ⁷ / ₈	52	KNSMC2H1572-WG	5,955
14 ¹³ / ₁₆	89 ⁷ / ₈	52	KNSMC2H1590-WG	6,837

PRODUCT INFO

note

- # of doors and door width
66" = (4) 16¹¹/₃₂" doors
72" = (4) 18" doors
90" = (5) 18" doors
- Wood valance beneath doors: 2"
- Height from worksurface to bottom of valance: 22³/₄"
- Fixed shelf behind doors

spec tip

- Top ordered separately, see page 108
- See page 109 for tackboards

TO ORDER PLEASE SPECIFY THE FOLLOWING:

<input type="text"/>	<input type="text"/>	<input type="text"/>	<input type="text"/>	<input type="text"/>	<input type="text"/>
MODEL NUMBER	FINISH	PULL COLOR	TASKLIGHT CORD GROMMET	LOCKS	KEYING

See inside front cover for required option codes

TASKLIGHT CORD GROMMET
VSU Grommet - yes **WY**
VSU Grommet - no **WN**

Example

KNSMC2H1566-WW.NC215.TRZ.WY.LY.FL

KNSMC2H1566-WW	NC215	TRZ	WY	LY	FL
MODEL NUMBER	FINISH	PULL COLOR	TASKLIGHT	LOCKS	KEYING

	D	W	H	model number	cherry
--	---	---	---	--------------	--------

WOOD DOOR

HINGED LEFT	14 13/16	17 15/16	38 3/4	KNSTF1H1518L-WW	2,298
HINGED RIGHT	14 13/16	17 15/16	38 3/4	KNSTF1H1518R-WW	2,298



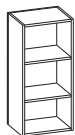
BEVELED GLASS DOOR

HINGED LEFT	14 13/16	17 15/16	38 3/4	KNSTF1H1518L-WG	2,528
HINGED RIGHT	14 13/16	17 15/16	38 3/4	KNSTF1H1518R-WG	2,528



NO DOOR

	14	17 15/16	38 3/4	KNSTN1H1518-WN	1,802
--	----	----------	--------	----------------	-------



• Specify finish only

PRODUCT INFO

- note
- (2) Fixed shelves behind doors
- spec tip
- Top ordered separately, see page 108



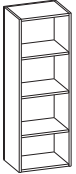
TO ORDER PLEASE SPECIFY THE FOLLOWING:

<input type="text"/>	<input type="text"/>	<input type="text"/>	<input type="text"/>	<input type="text"/>
MODEL NUMBER	FINISH	PULL COLOR	LOCKS	KEYING

See inside front cover for required option codes

Example

KNSTF1H1518L-WW.NC215.TRZ.LY.FL				
KNSTF1H1518L-WW	NC215	TRZ	LY	FL
MODEL NUMBER	FINISH	PULL COLOR	LOCKS	KEYING

	D	W	H	model number	cherry
WOOD DOOR					
HINGED LEFT	14 ¹³ / ₁₆	17 ¹⁵ / ₁₆	52	KNSTF2H1518L-WW	2,608
HINGED RIGHT	14 ¹³ / ₁₆	17 ¹⁵ / ₁₆	52	KNSTF2H1518R-WW	2,608
 LEFT SHOWN					
BEVELED GLASS DOOR					
HINGED LEFT	14 ¹³ / ₁₆	17 ¹⁵ / ₁₆	52	KNSTF2H1518L-WG	2,868
HINGED RIGHT	14 ¹³ / ₁₆	17 ¹⁵ / ₁₆	52	KNSTF2H1518R-WG	2,868
 LEFT SHOWN					
NO DOOR	14	17 ¹⁵ / ₁₆	52	KNSTN2H1518-WN	2,089
					
• Specify finish only					

PRODUCT INFO

note
• (3) Fixed shelves behind doors

spec tip
• Top ordered separately, see page 108

TO ORDER PLEASE SPECIFY THE FOLLOWING:

<input type="text"/>	<input type="text"/>	<input type="text"/>	<input type="text"/>	<input type="text"/>
MODEL NUMBER	FINISH	PULL COLOR	LOCKS	KEYING

See inside front cover for required option codes

Example

KNSTF2H1518L-WW.NC215.TRZ.LY.FL

KNSTF2H1518L-WW	NC215	TRZ	LY	FL
MODEL NUMBER	FINISH	PULL COLOR	LOCKS	KEYING

D	W	H	model number	cherry
---	---	---	--------------	--------

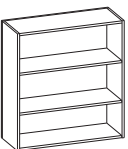
WOOD DOORS	14 13/16	35 15/16	38 3/4	KNSTF1H1536-WW	3,412
------------	----------	----------	--------	----------------	-------



BEVELED GLASS DOORS	14 13/16	35 15/16	38 3/4	KNSTF1H1536-WG	3,753
---------------------	----------	----------	--------	----------------	-------



NO DOOR	14	35 15/16	38 3/4	KNSTN1H1536-WN	2,431
---------	----	----------	--------	----------------	-------



• Specify finish only

PRODUCT INFO

- note
- (2) Fixed shelves behind doors
- spec tip
- Top ordered separately, see page 108

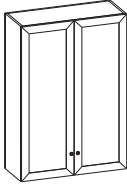

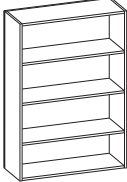
TO ORDER PLEASE SPECIFY THE FOLLOWING:

<input type="text"/>	<input type="text"/>	<input type="text"/>	<input type="text"/>	<input type="text"/>
MODEL NUMBER	FINISH	PULL COLOR	LOCKS	KEYING

See inside front cover for required option codes

Example

KNSTF1H1536-WW.NC215.TRZ.LY.FL				
KNSTF1H1536-WW	NC215	TRZ	LY	FL
MODEL NUMBER	FINISH	PULL COLOR	LOCKS	KEYING

	D	W	H	model number	cherry
WOOD DOORS	14 ¹³ / ₁₆	35 ¹⁵ / ₁₆	52	KNSTF2H1536-WW	3,752
					
BEVELED GLASS DOORS	14 ¹³ / ₁₆	35 ¹⁵ / ₁₆	52	KNSTF2H1536-WG	4,127
					
NO DOOR	14	35 ¹⁵ / ₁₆	52	KNSTN2H1536-WN	2,727
					
	• Specify finish only				

PRODUCT INFO

- note
- (3) Fixed shelves behind doors
- spec tip
- Top ordered separately, see page 108

TO ORDER PLEASE SPECIFY THE FOLLOWING:


<input type="text"/>	<input type="text"/>	<input type="text"/>	<input type="text"/>	<input type="text"/>
MODEL NUMBER	FINISH	PULL COLOR	LOCKS	KEYING

See inside front cover for required option codes

Example

KNSTF2H1536-WW.NC215.TRZ.LY.FL

KNSTF2H1536-WW	NC215	TRZ	LY	FL
MODEL NUMBER	FINISH	PULL COLOR	LOCKS	KEYING

	D	W	H	model number	cherry
<div>TOPS</div> <div></div> <div>Profiled on all sides</div>	17	38	1 5/16	KNTPS1738	864
	17	68	1 5/16	KNTPS1768	1,009
	17	74	1 5/16	KNTPS1774	1,015
	17	86	1 5/16	KNTPS1786	1,233
	17	92	1 5/16	KNTPS1792	1,298
	17	104	1 5/16	KNTPS17104	1,550
	17	110	1 5/16	KNTPS17110	1,807

PRODUCT INFO

TO ORDER PLEASE SPECIFY THE FOLLOWING:

MODEL NUMBERFINISH

See inside front cover for required option codes

Example

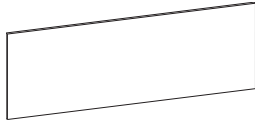
KNTPS1738.NC215

KNTPS1738

NC215

MODEL NUMBERFINISH

TACKBOARDS



D	W	H	model number	fabric grades			
				com / 1	2	3	4
7/8	64 3/8	23 7/8	KNTKS66	724	754	786	818
7/8	70 3/8	23 7/8	KNTKS72	754	788	824	860
7/8	88 3/8	23 7/8	KNTKS90	831	872	916	960

NOTE: See pages 168-169 for fabric grade pricing

Product Specifications:

STANDARD

The fabric on all Gunlocke tackboards is applied in a railroad fashion.

- Tackboard widths less than or equal to 96" are one piece
- Tackboards greater than 96" are two piece and the fabric is pattern matched
- When ordering individual wall mount tackboards to be placed side by side, the fabric pattern will be random matched. If a fabric pattern match is required, contact Gunlocke Bid/Quote for a special quote.

SPECIAL

Fabric applied "up the roll" is a special application. Please see guidelines below and contact Gunlocke Bid/Quote for a special quote.

- Fabrics used on tackboard 48" and under in width can be applied "up the roll"
- Tackboards greater than 48" in width can only be applied railroaded, due to fabric height limitations

PRODUCT INFO

COM fabric
requirement

Model Number	Yards
KNTKS66	2.00
KNTKS72	2.25
KNTKS90	2.75

TO ORDER PLEASE SPECIFY THE FOLLOWING:

MODEL NUMBER FABRIC

See inside front cover for required option codes

COM FABRIC REQUIREMENT

All COM must be shipped prepaid to
Gunlocke with package side marked with:

- Dealer Name
- Dealer Purchase Order Number
- Gunlocke Pattern Number

*See Product info for Yardage Requirements

Example

KNTKS66.FABRIC

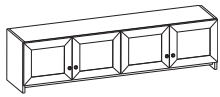
KNTKS66	FABRIC
MODEL NUMBER	FABRIC

SINGLE HIGH WALL MOUNT CABINETS

Kennsington
01/16

	D	W	H	model number	cherry
--	---	---	---	--------------	--------

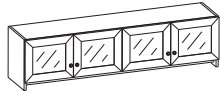
WOOD DOORS



72" SHOWN

14 ¹³ / ₁₆	65 ⁷ / ₈	17	KNWMC1H1566-WW	3,506
14 ¹³ / ₁₆	71 ⁷ / ₈	17	KNWMC1H1572-WW	3,686
14 ¹³ / ₁₆	89 ⁷ / ₈	17	KNWMC1H1590-WW	4,418

BEVELED GLASS DOORS



72" SHOWN

14 ¹³ / ₁₆	71 ⁷ / ₈	17	KNWMC1H1572-WG	4,055
14 ¹³ / ₁₆	89 ⁷ / ₈	17	KNWMC1H1590-WG	4,860

PRODUCT INFO

note

- # of doors and door width
66" = (4) 16¹¹/₃₂" doors
72" = (4) 18" doors
90" = (5) 18" doors
- Wood valance beneath doors: 2"

spec tip

- Top ordered separately, see page 112
- See page 113 for tackboards

TO ORDER PLEASE SPECIFY THE FOLLOWING:

<input type="text"/>	<input type="text"/>	<input type="text"/>	<input type="text"/>	<input type="text"/>
MODEL NUMBER	FINISH	PULL COLOR	LOCKS	KEYING

See inside front cover for required option codes

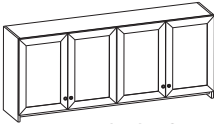
Example

KNWMC1H1566-WW.NC215.TRZ.LY.FL
 KNWMC1H1566-WW NC215 TRZ LY FL
 MODEL NUMBER FINISH PULL COLOR LOCKS KEYING

DOUBLE HIGH WALL MOUNT CABINETS

	D	W	H	model number	cherry
--	---	---	---	--------------	--------

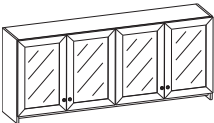
WOOD DOORS



72" SHOWN

14 ¹³ / ₁₆	65 ⁷ / ₈	30 ¹ / ₄	KNWMC2H1566-WW	4,322
14 ¹³ / ₁₆	71 ⁷ / ₈	30 ¹ / ₄	KNWMC2H1572-WW	4,667
14 ¹³ / ₁₆	89 ⁷ / ₈	30 ¹ / ₄	KNWMC2H1590-WW	5,578

BEVELED GLASS DOORS



72" SHOWN

14 ¹³ / ₁₆	71 ⁷ / ₈	30 ¹ / ₄	KNWMC2H1572-WG	5,135
14 ¹³ / ₁₆	89 ⁷ / ₈	30 ¹ / ₄	KNWMC2H1590-WG	6,135

PRODUCT INFO

- note
- # of doors and door width
66" = (4) 16¹¹/₃₂" doors
72" = (4) 18" doors
90" = (5) 18" doors
 - Wood valance beneath doors: 2"
 - Fixed shelf behind doors: 2

- spec tip
- Top ordered separately, see page 112
 - See page 113 for tackboards

TO ORDER PLEASE SPECIFY THE FOLLOWING:

<input type="text"/>	<input type="text"/>	<input type="text"/>	<input type="text"/>	<input type="text"/>
MODEL NUMBER	FINISH	PULL COLOR	LOCKS	KEYING

See inside front cover for required option codes

Example

KNWMC2H1566-WW.NC215.TRZ.LY.FL
MODEL NUMBER FINISH PULL COLOR LOCKS KEYING

	D	W	H	model number	cherry
WALL MOUNT TOPS	16	68	1 5/16	KNTPW1668	1,009
	16	74	1 5/16	KNTPW1674	1,015
	16	92	1 5/16	KNTPW1692	1,298



Profiled on front
and sides only

PRODUCT INFO

TO ORDER PLEASE SPECIFY THE FOLLOWING:

MODEL NUMBERFINISH

See inside front cover for required option codes


Example

KNTPW1668.NC215

KNTPW1668

NC215

MODEL NUMBERFINISH

	D	W	H	model number	fabric grades com / 1 2 3 4			
TACKBOARDS 	7/8	65 7/8	21 3/4	KNTKW66	724	754	786	818
	7/8	71 7/8	21 3/4	KNTKW72	754	788	824	860
	7/8	89 7/8	21 3/4	KNTKW90	831	872	916	960

NOTE: See pages 168-169 for fabric grade pricing

Product Specifications:

STANDARD

The fabric on all Gunlocke tackboards is applied in a railroad fashion.

- Tackboard widths less than or equal to 96" are one piece
- Tackboards greater than 96" are two piece and the fabric is pattern matched
- When ordering individual wall mount tackboards to be placed side by side, the fabric pattern will be random matched. If a fabric pattern match is required, contact Gunlocke Bid/Quote for a special quote.

SPECIAL

Fabric applied "up the roll" is a special application. Please see guidelines below and contact Gunlocke Bid/Quote for a special quote.

- Fabrics used on tackboard 48" and under in width can be applied "up the roll"
- Tackboards greater than 48" in width can only be applied railroaded, due to fabric height limitations

PRODUCT INFO

COM fabric
requirement

Model Number	Yards
KNTKW66	2.00
KNTKW72	2.25
KNTKW90	2.75

TO ORDER PLEASE SPECIFY THE FOLLOWING:

<input type="text"/>	<input type="text"/>
MODEL NUMBER	FABRIC

See inside front cover for required option codes

COM FABRIC REQUIREMENT

All COM must be shipped prepaid to
Gunlocke with package side marked with:

- Dealer Name
- Dealer Purchase Order Number
- Gunlocke Pattern Number

*See Product info for Yardage Requirements

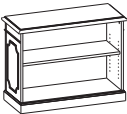
Example

KNTKW66.FABRIC

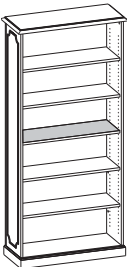
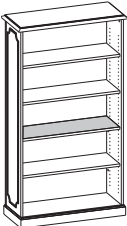
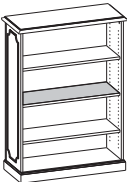
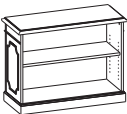
KNTKW66	FABRIC
MODEL NUMBER	FABRIC

SINGLE BOOKCASES no doors

Kennsington
01/16

	D	W	H	model number	cherry
 2 HIGH	16 1/8	38 1/16	29 1/2	KNBKN2H1738	2,299
	16 1/8	38 1/16	41 1/2	KNBKN3H1738	2,479
	16 1/8	38 1/16	53 1/2	KNBKN4H1738	3,282
	16 1/8	38 1/16	69 9/16	KNBKN5H1738	3,838
	16 1/8	38 1/16	82 13/16	KNBKN6H1738	4,178

NO DOORS



PRODUCT INFO

note

- All shaded shelves are fixed
- All 6 high bookcases must be attached to wall

TO ORDER PLEASE SPECIFY THE FOLLOWING:

<input type="text"/>	<input type="text"/>	<input type="text"/>	<input type="text"/>
MODEL NUMBER	FINISH	TOP UV FINISH	BOX TRIM

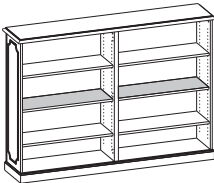
See inside front cover for required option codes

NOTE: Top UV option applies to
2 High and 3 High units only

Example

KNBKN2H1738.NC215.FF.TN			
KNBKN2H1738	NC215	FF	TN
MODEL NUMBER	FINISH	TOP UV FINISH	BOX TRIM

	D	W	H	model number	cherry
NO DOORS	16 1/8	74 1/8	53 1/2	KNBKN4H1774	6,581



PRODUCT INFO

note
• All shaded shelves are fixed

TO ORDER PLEASE SPECIFY THE FOLLOWING:

<input type="text"/>	<input type="text"/>	<input type="text"/>
MODEL NUMBER	FINISH	BOX TRIM

See inside front cover for required option codes

Example

KNBKN4H1774.NC215.TN
KNBKN4H1774 NC215 TN
MODEL NUMBER FINISH BOX TRIM

	D	W	H	model number	cherry
--	---	---	---	--------------	--------

WOOD DOORS	16 ¹⁵ / ₁₆	38 ¹ / ₁₆	53 ¹ / ₂	KNBKF4H1738-WW	4,222
------------	----------------------------------	---------------------------------	--------------------------------	----------------	-------



4 HIGH

BEVELED GLASS DOORS	16 ¹⁵ / ₁₆	38 ¹ / ₁₆	53 ¹ / ₂	KNBKF4H1738-WG	4,646
---------------------	----------------------------------	---------------------------------	--------------------------------	----------------	-------



4 HIGH

PRODUCT INFO

- note
- 3 shelves behind doors, center shelf fixed
 - Doors do not lock





TO ORDER PLEASE SPECIFY THE FOLLOWING:

<input type="text"/>	<input type="text"/>	<input type="text"/>	<input type="text"/>
MODEL NUMBER	FINISH	BOX TRIM	PULL COLOR

See inside front cover for required option codes

Example

KNBKF4H1738-WW.NC215.TN.TRZ
KNBKF4H1738-WW NC215 TN TRZ
MODEL NUMBER FINISH BOX TRIM PULL COLOR

	D	W	H	model number	drawer fronts cherry
LATERAL FILES	26 1/16	38 1/16	29 1/2	KNLFW2H2638	3,049
 2 HIGH	26 1/16	38 1/16	41 1/2	KNLFW3H2638	3,895
	26 1/16	38 1/16	53 1/2	KNLFW4H2638	5,128
 3 HIGH	26 1/16	38 1/16	69 9/16	KNLFW5H2638	6,131
 4 HIGH					
 5 HIGH					

PRODUCT INFO

• 5 high units do not include
locks on doors

TO ORDER PLEASE SPECIFY THE FOLLOWING:

<input type="text"/>	<input type="text"/>	<input type="text"/>	<input type="text"/>	<input type="text"/>	<input type="text"/>	<input type="text"/>
MODEL NUMBER	FINISH	TOP UV FINISH	DRAWER FRONTS	BOX TRIM	PULL COLOR	KEYING

See inside front cover for required option codes

NOTE: Top UV option applies to
3 High unit ONLY

Example

KNLFW2H2638.NC215.FF.FNC.TN.TRZ.FL

KNLFW2H2638	NC215	FF	FNC	TN	TRZ	FL
MODEL NUMBER	FINISH	TOP UV FINISH	FRONTS	BOX TRIM	PULL COLOR	KEYING

D	W	H	model number	cherry
---	---	---	--------------	--------

STORAGE BOX	26 1/16	38 1/16	69 9/16	KNSBD5H2638-2L	6,904
-------------	---------	---------	---------	----------------	-------



26 1/16	38 1/16	82 13/16	KNSBD6H2638-2L	8,127
---------	---------	----------	----------------	-------



PRODUCT INFO

note

- 5 High - 2 adjustable shelves behind door
- 6 High - 3 adjustable shelves behind door

TO ORDER PLEASE SPECIFY THE FOLLOWING:

<input type="text"/>	<input type="text"/>	<input type="text"/>	<input type="text"/>	<input type="text"/>
MODEL NUMBER	FINISH	BOX TRIM	PULL COLOR	KEYING

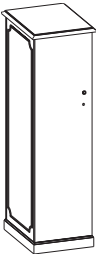
See inside front cover for required option codes

Example

KNSBD5H2638-2L.NC215.TN.TRZ.FL

KNSBD5H2638-2L	NC215	TN	TRZ	FL
MODEL NUMBER	FINISH	BOX TRIM	PULL COLOR	KEYING

	D	W	H	model number	cherry
CLOSETS					
HINGED LEFT	26 1/16	20 1/2	69 9/16	KNCWS5H2620L	3,724
HINGED RIGHT	26 1/16	20 1/2	69 9/16	KNCWS5H2620R	3,724



: 5 HIGH
HINGED LEFT SHOWN

HINGED LEFT	26 1/16	20 1/2	82 13/16	KNCWS6H2620L	4,307
HINGED RIGHT	26 1/16	20 1/2	82 13/16	KNCWS6H2620R	4,307



: 6 HIGH
HINGED LEFT SHOWN

PRODUCT INFO

note
• 5 High - 1 adjustable shelf
and closet rod included
• 6 High - 2 adjustable
shelves and closet rod
included

TO ORDER PLEASE SPECIFY THE FOLLOWING:

<input type="text"/>	<input type="text"/>	<input type="text"/>	<input type="text"/>	<input type="text"/>
MODEL NUMBER	FINISH	BOX TRIM	PULL COLOR	KEYING

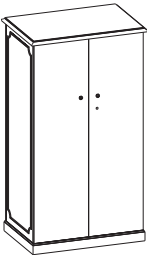
See inside front cover for required option codes

Example

KNCWS5H2620R.NC215.TN.TRZ.FL
KNCWS5H2620R NC215 TN TRZ FL
MODEL NUMBER FINISH BOX TRIM PULL COLOR KEYING

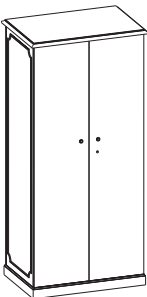
	D	W	H	model number	cherry
--	---	---	---	--------------	--------

CLOSETS



5 HIGH

26 1/16	38 1/16	69 9/16	KNCWD5H2638-S	6,281
26 1/16	38 1/16	69 9/16	KNCWD5H2638-D	6,742



6 HIGH

26 1/16	38 1/16	82 13/16	KNCWD6H2638-S	7,392
26 1/16	38 1/16	82 13/16	KNCWD6H2638-D	7,872

PRODUCT INFO

- note
- 5 High
S - (4) full width shelves
D - Divider, (4) half width shelves and half closet rod
 - 6 High
S - (5) full width shelves
D - Divider, (5) half width shelves and half closet rod

TO ORDER PLEASE SPECIFY THE FOLLOWING:

<input type="text"/>	<input type="text"/>	<input type="text"/>	<input type="text"/>	<input type="text"/>
MODEL NUMBER	FINISH	BOX TRIM	PULL COLOR	KEYING

See inside front cover for required option codes

Example

KNCWD5H2638-S.NC215.TN.TRZ.FL
MODEL NUMBER FINISH BOX TRIM PULL COLOR KEYING

This image shows a single sheet of white paper with horizontal ruling lines. The lines are evenly spaced and run across the width of the page. There are no margins, text, or other markings on the paper.

This image shows a single sheet of white paper with horizontal ruling lines. The lines are evenly spaced and run across the width of the page. There are no margins, text, or other markings on the paper.

This image shows a single sheet of white paper with horizontal ruling lines. The lines are evenly spaced and run across the width of the page. There are no margins, text, or other markings on the paper.

This image shows a single sheet of white paper with horizontal ruling lines. The lines are evenly spaced and run across the width of the page. There are no margins, text, or other markings on the paper.

Modular Components 125-134

 Worksurfaces126

 Pedestals127

 Modular Support Components128-129

	D	W	H	model number	cherry
MODULAR CREDENZA TOPS	26	74	1 5/16	KNCWR2674	1,625
	26	92	1 5/16	KNCWR2692	1,827
	26	110	1 5/16	KNCWR26110	2,033



PRODUCT INFO



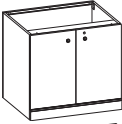


- note
- Edge detail on all sides
- spec tip
- To be used with modular pedestals to create storage and double pedestal credenza units

TO ORDER PLEASE SPECIFY THE FOLLOWING:

MODEL NUMBER	FINISH	TOP UV FINISH	GROMMET
Grommet Set #13 (Add \$70 each)			
			No Grommet GN
			Left Silver GLS
			Left Bronze GLZ
			Right Silver GRS
			Right Bronze GRZ
			Center Silver GCS
			Center Bronze GCZ
			Left & Right Silver GBS
			Left & Right Bronze GBZ

Example

KNCWR2674.NC215.FF.GN			
KNCWR2674	NC215	FF	GN
MODEL NUMBER	FINISH	TOP UV FINISH	GROMMET (from set #13)

	D	W	H	model number	cherry
LATERAL FILES	24	30	28 ³ / ₁₆	KNMPW2430-4	2,400
 30" WIDE	24	36	28 ³ / ₁₆	KNMPW2436-4	2,589
 36" WIDE					
HINGED DOORS	24	30	28 ³ / ₁₆	KNMPW2430-5	2,153
 30" WIDE	24	36	28 ³ / ₁₆	KNMPW2436-5	2,372
 36" WIDE					
4 HIGH LATERAL FILE	24	36	52 ³ / ₁₆	KNMPW4H2436-4	4,211
 36" WIDE					

PRODUCT INFO

- note
- All modular pedestals include back panel
 - Base molding on front face only
- pedestal code
- 4 = Lateral
 - 5 = Hinged door
- spec tip
- Modular pedestals used to create storage and double pedestal credenza units only

TO ORDER PLEASE SPECIFY THE FOLLOWING:

<input type="text"/>	<input type="text"/>	<input type="text"/>	<input type="text"/>	<input type="text"/>
MODEL NUMBER	FINISH	DRAWER FRONTS	PULL COLOR	KEYING

See inside front cover for required option codes

Example

KNMPW2430-4.NC215.FNC.TRZ.FL

KNMPW2430-4	NC215	FNC	TRZ	FL
MODEL NUMBER	FINISH	FRONTS	PULL COLOR	KEYING

D	W	H	model number	cherry
---	---	---	--------------	--------

FOR UNITS WITH
BACK PANEL

12	27 1/2	3/4	KNMSP12	301
----	--------	-----	---------	-----



FOR UNITS WITHOUT
BACK PANEL

12 3/4	27 1/2	8	KNMSPT13	438
--------	--------	---	----------	-----



Surface mount overhead cabinets must be supported with adequate pedestal or panel support on ends. In addition, the location where the surface mount cabinet and tower meet must have adequate vertical support beneath the worksurface using intermediate supports located on page 128.



Recommended
Support Examples

Inadequate Support
Examples

PRODUCT INFO

TO ORDER PLEASE SPECIFY THE FOLLOWING:

MODEL NUMBER FINISH

See inside front cover for required option codes

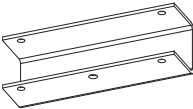
Example

KNMSP12.NC215

KNMSP12 NC215

MODEL NUMBER FINISH

	D	W	H	model number	list
GANGING BRACKET	5 1/2	1 1/2	1 1/2	MXMPG	65



PRODUCT INFO

spec tip
• Required when placing
wood pedestals side by
side in storage credenza
applications

TO ORDER PLEASE SPECIFY THE FOLLOWING:

MODEL NUMBER

See inside front cover for required option codes

Example

MXMPG
MXMPG
MODEL NUMBER

This image shows a single sheet of white paper with horizontal ruling lines. The lines are evenly spaced and run across the width of the page. There are no margins, text, or other markings on the paper.

This image shows a single sheet of white paper with horizontal ruling lines. The lines are evenly spaced and run across the width of the page. There are no margins, text, or other markings on the paper.

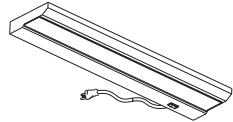
This image shows a single sheet of white paper with horizontal ruling lines. The lines are evenly spaced and run across the width of the page. There are no margins, text, or other markings on the paper.

This image shows a single sheet of white paper with horizontal ruling lines. The lines are evenly spaced and run across the width of the page. There are no margins, text, or other markings on the paper.

This image shows a single sheet of white paper with horizontal ruling lines. The lines are evenly spaced and run across the width of the page. There are no margins, text, or other markings on the paper.

ACCESSORIES

Accessories	135-146
-------------------	---------

	D	W	H	model number	list
STANDARD PLUG 	7	24	1 3/8	ACLSP24	227
	7	36	1 3/8	ACLSP36	244
	7	48	1 3/8	ACLSP48	274
	7	60	1 3/8	ACLSP60	313
	• Open Market				
FUSED CORD	7	24	1 3/8	ACLFC24	299
	7	36	1 3/8	ACLFC36	313
	7	48	1 3/8	ACLFC48	341
	7	60	1 3/8	ACLFC60	382
	• Open Market				
STANDARD PLUG	7	24	1 3/8	ACLSP24-GSA	343
	7	36	1 3/8	ACLSP36-GSA	372
	7	48	1 3/8	ACLSP48-GSA	406
	7	60	1 3/8	ACLSP60-GSA	417
	• GSA Compliant				
FUSED CORD	7	24	1 3/8	ACLFC24-GSA	440
	7	36	1 3/8	ACLFC36-GSA	468
	7	48	1 3/8	ACLFC48-GSA	503
	7	60	1 3/8	ACLFC60-GSA	514
	• GSA Compliant				

PRODUCT INFO

note
• All tasklights include
9' cord

TO ORDER PLEASE SPECIFY THE FOLLOWING:

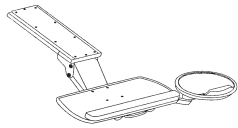
MODEL NUMBER

See inside front cover for required option codes

Example

ACLSP24
ACLSP24
MODEL NUMBER

	D	W	H	model number	list
KEYBOARD TRAY	10 1/2	20	3	ACKYBRDSET	600



PRODUCT INFO

- keyboard tray
- Tray dimensions:
26"W x 26 1/2"D
 - Black
 - Height and tilt adjustment
through squeeze control
 - Wrist pad on tray and mouse
platform included
 - Field installalation required

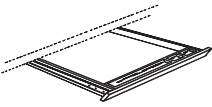


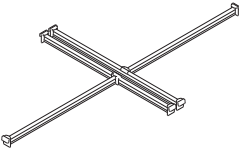

TO ORDER PLEASE SPECIFY THE FOLLOWING:

MODEL NUMBER

See inside front cover for required option codes

Example

ACKYBRDSET
ACKYBRDSET
MODEL NUMBER

	D	W	H	model number	list
CENTER DRAWERS	22	26	2 1/4	ACCD26	494
	22	19	2 1/4	ACCD19	446
					
FOR USE WITH 15" W FILE DRAWERS	1/8	15	1	ACFLR15	23
					
FOR USE WITH 18" W FILE DRAWERS	1/8	18	1	ACFLR18	24
					
FOR USE WITH 30" W LATERAL FILES	1/8	30	1	ACFLRM30	28
FOR USE WITH 36" W LATERAL FILES	1/8	36	1	ACFLRM36	31
					
OPTIONAL FILE DRAWER REINFORCEMENT BAR	1 1/2	1 9/16	14 15/16	ACDRB-FILE	40
OPTIONAL LATERAL FILE DRAWER REINFORCEMENT BAR	1 1/2	1 9/16	11 15/16	ACDRB-LAT	40
					
<p>• NOTE: File and Lateral File Drawer Reinforcement Bars are OPTIONAL, and are only required when excessive stacking of paper occurs in bottom of drawers. Drawer Reinforcement Bars are oriented side-to-side on file drawers and front-to-back on lateral file drawers.</p>					

PRODUCT INFO

note

- See pg. 10 for filing rail requirements

TO ORDER PLEASE SPECIFY THE FOLLOWING:

MODEL NUMBERFINISH

See inside front cover for required option codes

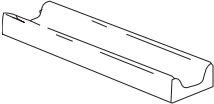
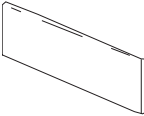
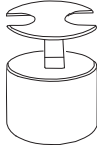
Example

ACCD26.NC215

ACCD26NC215

MODEL NUMBERFINISH

DRAWER ACCESSORIES & GROMMET

	D	W	H	model number	list
15" PENCIL TRAY	3	11 ¹³ / ₁₆	1 ¹ / ₄	ACPT15	67
18" PENCIL TRAY	3	14 ¹³ / ₁₆	1 ¹ / ₄	ACPT18	72
					
15" BOX DRAWER DIVIDER	¹ / ₄	11 ⁷ / ₈	3 ¹ / ₂	ACBXD	56
18" BOX DRAWER DIVIDER	¹ / ₄	14 ⁷ / ₈	3 ¹ / ₂	ACBXDLGL	65
					
FIELD INSTALLED GROMMET	1 ³ / ₄ dia.		2	ACGMT	90
					

PRODUCT INFO

TO ORDER PLEASE SPECIFY THE FOLLOWING:

MODEL NUMBER

See inside front cover for required option codes

Example

ACPT
ACPT
MODEL NUMBER

D

W

H

model number

list

HORIZONTAL WIRE
MANAGER

3 1/4

30

1

ACWM

65



Specify model number only

UNIVERSAL GROMMET

1

2 1/4

3 7/8

ACUG

125



PRODUCT INFO

TO ORDER PLEASE SPECIFY THE FOLLOWING:

MODEL NUMBERGROMMET COLOR

See inside front cover for required option codes

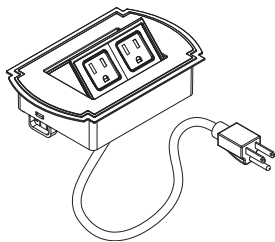
Example

ACWM

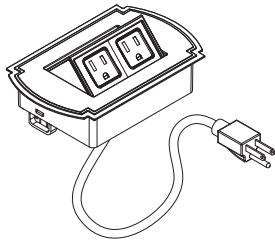
ACWM

MODEL NUMBER

	D	W	H	model number	list
ANTIQUE BRONZE POWERPORT	4 1/4	6 3/4	2 1/2	TPPR-2EZ	395



SATIN NICKEL POWERPORT	4 1/4	6 3/4	2 1/2	TPPR-2ES	395
---------------------------	-------	-------	-------	----------	-----



PRODUCT INFO

- note
- Unit is die cast zinc
 - Includes 6', 15 amp standard plug-in cord and (2) electrical outlets
 - Touch latched
 - Unit is UL listed

TO ORDER PLEASE SPECIFY THE FOLLOWING:

MODEL NUMBER

See inside front cover for required option codes

Example

TPPR-2EZ
TPPR-2EZ
MODEL NUMBER

[illegible]

This image shows a single sheet of white paper with horizontal ruling lines. The lines are evenly spaced and run across the width of the page. There are no margins, text, or other markings on the paper.

This image shows a single sheet of white paper with horizontal ruling lines. The lines are evenly spaced and run across the width of the page. There are no margins, text, or other markings on the paper.

This image shows a single sheet of white paper with horizontal ruling lines. The lines are evenly spaced and run across the width of the page. There are no margins, text, or other markings on the paper.

This image shows a single sheet of white paper with horizontal ruling lines. The lines are evenly spaced and run across the width of the page. There are no margins, text, or other markings on the paper.


Tables147-167

KENNSINGTON TABLES are a collection of table tops and bases that compliment the exact style of the Kennsington casework offering. A range of options including size, shape, edge detail, color and electrical/data provide a solution from the private office to the executive conference room.

SHAPES & SIZES:


RECTANGULAR

- 42 X 96
- 48 X 96
- 48 X 120
- 48 X 144
- 48 X 168



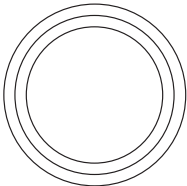
BOAT

- 42 X 96
- 48 X 96
- 48 X 120
- 48 X 144
- 48 X 168



ROUND

- 36
- 42
- 48



SPECIALTY FINISHES:

- Submit a color sample block (minimum size 3" x 3") to Gunlocke so that a finish formulation can be developed to match the special finish and color.
- Review the approval sample provided by Gunlocke.
- Written approval and sign off is required for Gunlocke customer service.
- Once written approval and sign off is received, the special finish order will be acknowledged.

Note: See Gunlocke Advantage website for special finish request forms.

All Casegoods & Tables Purchase Orders:

- 10% list upcharge per wood unit to base veneer option receiving special finish.

Note: This procedure and related costs apply to new and previously formulated special finishes. Special finish orders may receive additional lead time.

UV TOP FINISH

Worksurfaces feature two low emitting UV finish options that enhance the beauty of natural wood and ensures the depth, clarity, color consistency and durability throughout the life of the product.

UV finish options


Full-fill Cleartech (upcharge)	FF
Open Pore Low Sheen	OP
Full-fill Top ≤ 120" Length	(+\$75)
Full-fill Top > 120" Length	(+\$150)

finish colors	option code	
Cherry	MEDIUM BROWN CHERRY	NC215
	CINNAMON CHERRY	NC260
	EXPRESSO CHERRY	NC498
	DARK RED CHERRY	NC511
	MEDIUM RED CHERRY	NC512
	LIGHT CHERRY	NC701
	BURNISHED CHERRY	NC777

MITERED EDGE DETAIL



SIDE VIEW



TOP VIEW

TABLE TOPS

Veneers

All exposed surfaces utilize select slip matched cherry veneers. These veneers are carefully selected and matched to assure balance and consistency. Matching cherry 1 5/16" thick hardwood bands are used with premium cherry veneers.

Tops

Veneer tops are 1 5/16" thick and feature a balanced 3-ply construction for stability. Each top is constructed with a 1 1/8" thick solid external hardwood band profiled on all sides. Hardwood bands are mitered on all corners and butt jointed on inline segmentations. Veneer direction runs parallel with the depth of the table. Two piece tables are connected with an alignment spline and joined together with steel tight joint fasteners for field installation.

WOOD BASES

Cylinder Bases

Inner material consists of a wood composite tube. Top and bottom panels are a 3/4" particleboard glued and pinned to the composite tube. Top and bottom panels include appropriate cutouts for routing wires from the top to the floor for wire management models. The cylinder core is faced with a 2-ply material utilizing an outer plain sliced select veneer on a 1/28" popular cross band. This 2-ply face material is attached to the cylinder core with permanent bond PVA glue. A 3/4" sub-top is attached to the base with screws and provides an attachment method to connect the base to the top. The sub-top is pre-bored for screws for easy attachment to top.

Queen Anne & Federal Pedestal Bases

Legs and column are comprised of solid cherry hardwood. The legs are machined to the appropriate style and the column is turned. A predrilled sub-top is included to

attach the base to the table top. Glides with 1 1/8" of adjustment are included for leveling.

End Panel Bases

Panels are balanced 3-ply construction with select plain sliced cherry veneer. End panels are 2" thick and stretchers are 1" thick. End panels are banded with 1/20" solid bands for added durability. End panels include a standard decorative base plinth along the bottom of the base and optional trim molding on the sides. Each base consists of 2 or 3 end panels, depending on the length of the table and a double stretcher assembly to accommodate power and data stations to be mounted between the stretchers. End panel bases ship as components and require field assembly.

A wire management trough may be required in some applications to route wires to the floor. Glides with 1 1/8" of adjustment are included for leveling.

GROMMET, POWER/DATA & ACCESSORY COMPONENTS

Universal Grommet

2 1/4" x 3 7/8" cast metal racetrack shaped grommet. Color options include black, silver and bronze. Sized to fit standard universal grommet hole. Unit is field installed.

Above Worksurface

Power Data

(2) simplex outlets, (2) data ports, 6-ft. 15-amp cord. Communication/data jacks not included. Black. Unit is field installed.

Retractable Plug in Power Center with Open Communication Port

(2) simplex outlets, (1) open communication port, 6-ft. 15-amp cord, 10-amp circuit breaker and grommet cover kit. Communication/data jacks not included. Black. Unit is field installed.

Communication Kit

2 3/4" x 1 3/8" kit to fit open communication ports. Included (1) cat. 3, 6 pin RJ-11, (1) cat.5, 8-pin RJ-45, and (1) face plate. Black. Unit is field installed.

Technology Center – Power & Data

Unit is required when a technology center-single flip grommet opening is specified in a Kennsington 2.0 table. Unit includes a 10-ft. standard plug in power cord, (3) electrical outlets, 15 amp 125V with reset circuit breaker, (1) RJ 11 & (1) RJ 45 data and communication jacks. Pivoting wire access lid provides access to outlets. Black. Unit is field installed.

Horizontal Wire Manager

30" extruded plastic wire manager. May be mounted vertically or horizontally to route, manage and conceal wires. Black. Unit is field installed.

CONFERENCE SUPPORT PRODUCTS

Telephone & Console Tables

Tops are 1 5/16" thick, 3-ply balanced construction with 1 1/8" mitered edgebands on all corners. Legs are solid cherry hardwood. Legs receive added rigidity from double dowel cross rails. Center storage drawer is 8" extension with ball bearing slides. Metal tack glides are standard.

Chippendale & Queen Anne Occasional Tables

Wood veneer tops are 1 5/16" thick and feature a balanced 3-ply construction. Each top is constructed with a 1 1/8" thick solid external hardwood band profiled on all sides. Hardwood bands are mitered on all corners. Legs are constructed of machined solid cherry hardwood. Legs are attached to table with steel corner brackets and lag bolts. Legs require field assembly. Metal tack glides are standard.

Buffet Credenza

All vertical panels are constructed of 3/4" thick 3-ply balanced panels with cherry veneer. Tops are 1 5/16" thick and include a 1 1/8" solid hardwood band profiled on all sides. The credenza receives a standard decorative base plinth along the bottom of the unit and optional trim molding on the sides. Upper storage section of the cabinet includes (4) pull out box drawers mounted on high grade full extension suspensions. The lower section of the cabinet includes an adjustable shelf behind 90° hinged doors. Glides with 1 1/8" of adjustment are included for leveling.

Lectern

Units are constructed of 3/4" thick, 3-ply panels. The lectern receives a standard decorative base plinth along the bottom of the unit and optional trim molding on the sides. Top shelf includes pencil lip

and adjusts from flat to angled position to accommodate papers or laptop computer. Spring-loaded hardware mechanism locks the reading shelf into position. Horizontal panels include wire management cutouts for routing wires vertically. Metal tack glides are standard.

Visual Boards

Visual board outer frames are constructed of 1 1/4" thick solid hardwood bands with mitered corners. Doors are attached with full-length piano hinges. Doors are 3/4" thick, 3-ply panels faced with matched veneer and backed with high-pressure laminate writing surface. The traditional unit receives a matching Kennsington 2.0 edge detail top. All interior surfaces of visual board are comprised of white non-magnetic high-pressure laminate writing surfaces.

FINISH

All Gunlocke products feature a low emitting finish system that enhances the beauty of the natural wood and ensures the depth, clarity, color consistency and durability throughout the life of the product. For the technical specifications see Finish System Guide & Technical Specifications available at www.gunlocke.com/finishsystem

CLEANING CLEARTECH™ FINISH

1. Dust with damp cloth
2. Remove fingerprints or soiling with mild solution: 3 parts water to one part mild dish detergent.
3. Apply solution with spray bottle, wipe clean and dry with soft cloth.

Note: Do not use furniture polishes containing oil, wax or silicone, which can produce an oily film or haze.

LOCKS & KEYING

LOCKS & KEYING

Locks are standard on the Gunlocke AV Cabinet. Two lock options are available. When the factory installed lock option is selected lock cores are installed at the factory.

Note: when the random option is selected some units may be shipped with the same key number. When the field installed lock option is selected each unit is shipped with an empty lock cylinder. All locks are black or silver.

factory installed locks option code

Option 1		
SILVER RANDOM KEYS		RMS
BLACK RANDOM KEYS		RMB
Option 2		
	Specify a number between	
SILVER DESIGNATED KEYS		100TAS - 150TAS
BLACK DESIGNATED KEYS		100TA - 150TA

Field installed locks are also available. When field installed locks are specified each unit is shipped with an empty lock cylinder. A separate line item must be ordered to receive the numbered lock cores for field installation. Field installed locks are available at an additional charge of \$5 list per lock core.

Field installed lock core set, specify model # and key number (add \$5 list per lock core):

	model number	Specify a number between
SILVER DESIGNATED KEYS	ACLCKFLD	100TAS - 200TAS
BLACK DESIGNATED KEYS	ACLCKFLD	100TA - 200TA

Note: Add \$5 list per lock core.

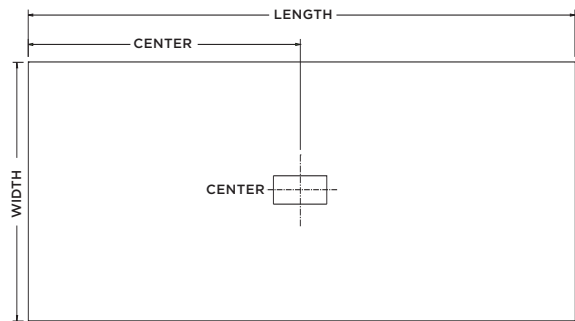
See index on page 170-172 for # of locks required for field installation.

KENNSINGTON GROMMET LOCATION TYPICALS

Kennsington tables offer a wide variety of locations for data and power accessories. These openings are specified in the tabletops. Standard locations by accessory option are shown here.

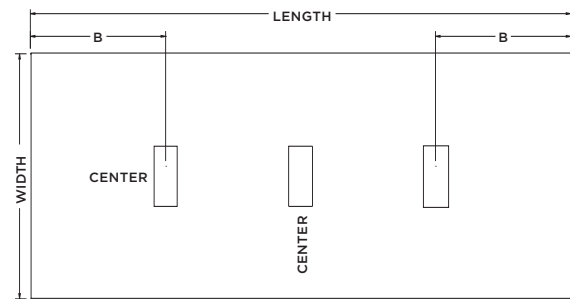
The appropriate accessories ranging from simple grommet covers for wire management or power and data boxes allowing easy technology access fill the specified opening.

Note:
These accessory options are ordered separately.



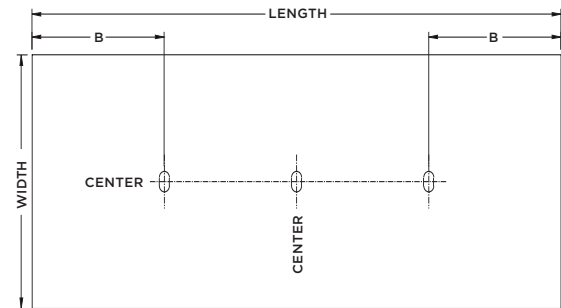
**TECHNOLOGY CENTER
LOCATION GUIDE
FOR 42" WIDE TABLES**

WIDTH	LENGTH	CENTER
42	96	48



**TECHNOLOGY CENTER
LOCATION GUIDE
FOR 48" TABLES**


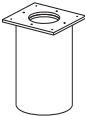
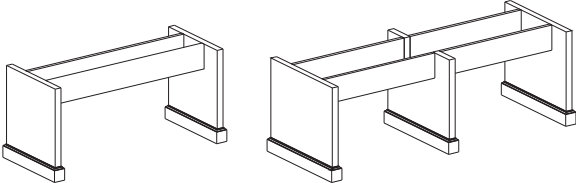
WIDTH	LENGTH	DIM. B	CENTER
48	96	24	48
48	120	24	60
48	144	24	72
48	168	24	84



**UNIVERSAL GROMMET
LOCATION GUIDE
FOR ALL TABLES**

WIDTH	LENGTH	DIM. B	CENTER
42	96	NA	48
48	96	24	48
48	120	24	60
48	144	24	72
48	168	24	84

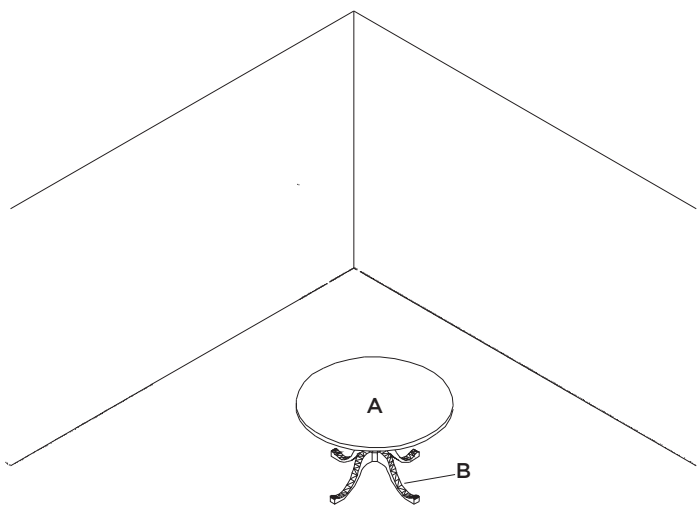
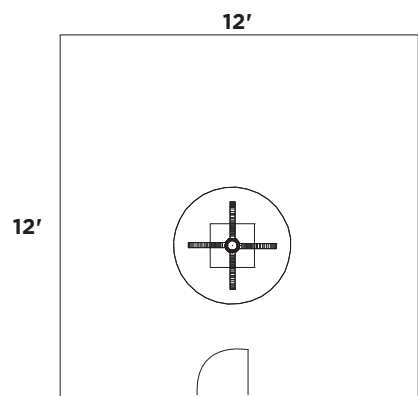
TABLE & BASE MATRIX

									
ESTIMATED SEATING		PEDESTAL BASES		CYLINDER BASES	END PANEL BASES				
		QUEEN ANNE	FEDERAL						
		KNBQA36	KNBFS36	BSWCYL18 BSWCYL18WM	KNBSL4296	KNBSL4896	KNBSL48120	KNBSL48144	KNBSL48168
ROUND									
36"	2-3	1	1	1					
42"	3-4	1	1	1					
48"	4-5	1	1	1					
RECTANGULAR AND BOAT									
42"x96"	6-8	2	2	2	1				
48"x96"	6-8	2	2	2		1			
48"x120"	8-10	3	3	3			1		
48"x144"	10-12	3	3	3				1	
48"x168"	12-14	3	3	3					1

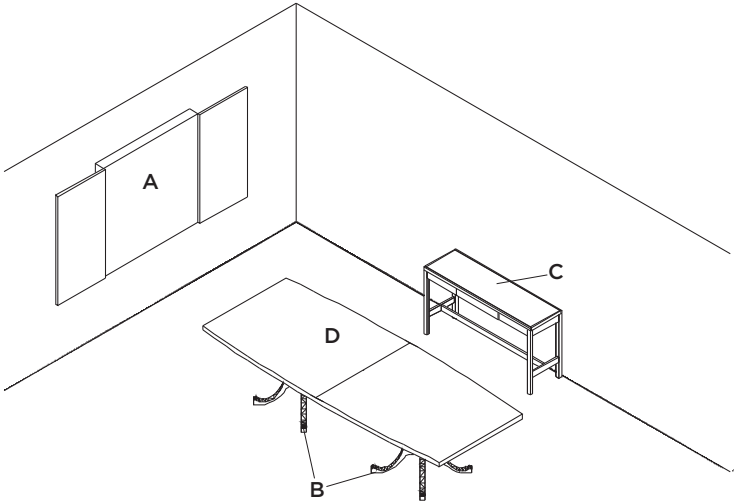
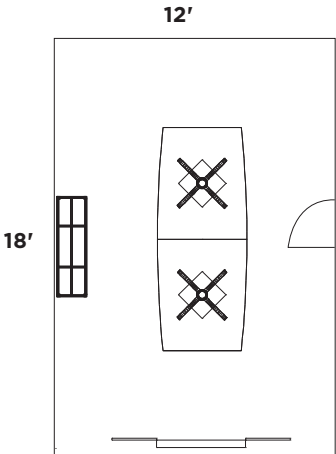
NOTES

This image shows a single sheet of white paper with horizontal ruling lines. The lines are evenly spaced and run across the width of the page. There are no margins, text, or other markings on the paper.

TYPICAL 1




item	page	model number	description	price	quantity	total
A	158	KNTRD48	Round top	4,205	1	4,205
B	160	KNBQA36	Queen Anne pedestal base	2,751	1	2,751
						6,956



item	page	model number	description	price	quantity	select
A	166	KNVBD4848	Visual board 48"x48"	4,342	1	4,342
B	160	KNBQA36	Queen Anne pedestal base	2,751	2	5,502
C	165	KNTCO1654T29	Console table	3,000	1	3,000
D	159	KNTBT48120	Boat top	8,141	1	8,141
						20,985

TABLE TOPS

	diameter	# of sections	model number	cherry
ROUND TABLE TOPS	36	1	KNTRD36	2,924
	42	1	KNTRD42	3,315
	48	1	KNTRD48	4,205



PRODUCT INFO

TO ORDER PLEASE SPECIFY THE FOLLOWING:

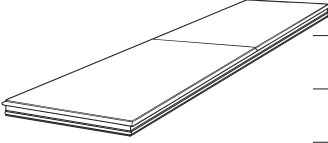
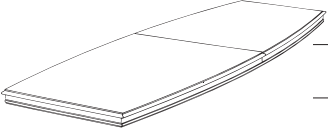
<input type="text"/>	<input type="text"/>	<input type="text"/>
MODEL NUMBER	SPECIES & FINISH	TOP UV FINISH

Example

KNTRD36.NC260.FF

KNTRD36	NC260	FF
MODEL NUMBER	FINISH	TOP UV FINISH

TABLE TOPS

	D	W	# of sections	model number	cherry
RECTANGLE TABLE TOPS 	42	96	1	KNTRT4296	4,466
	48	96	1	KNTRT4896	5,401
	48	120	2	KNTRT48120	6,300
	48	144	2	KNTRT48144	7,560
	48	168	2	KNTRT48168	9,249
BOAT SHAPE TABLE TOPS 	42	96	1	KNTBT4296	5,763
	48	96	1	KNTBT4896	6,647
	48	120	2	KNTBT48120	8,141
	48	144	2	KNTBT48144	9,951
	48	168	2	KNTBT48168	11,858

PRODUCT INFO

note
Order grommet separately.

TO ORDER PLEASE SPECIFY THE FOLLOWING:

<input type="text"/>	<input type="text"/>	<input type="text"/>	<input type="text"/>
MODEL NUMBER	SPECIES & FINISH	TOP UV FINISH	GROMMET CUTOUT

42" tables

No grommet **GN**

UNIVERSAL GROMMET OPTIONS:

Grommet center **GC**

TECHNOLOGY CENTER - SINGLE FLIP

GROMMET OPTIONS:

Flip Center **FC**

48" tables

No grommet **GN**

UNIVERSAL GROMMET OPTIONS:

Grommet center **GC**

Grommet one end **GE**

Grommet left & right **GB**

Grommet left, right & center **GA**

TECHNOLOGY CENTER - SINGLE FLIP

GROMMET OPTIONS:

Flip center **FC**

Flip one end **FE**

Flip left & right **FB**

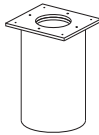
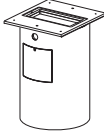


Flip left, right & center **FA**

Example

KNTRT4296.NC260.FF.GC

KNTRT4296	NC260	FF	GC
MODEL NUMBER	FINISH	TOP UV FINISH	GROMMET

TABLE BASES cylinder & pedestal bases

WOOD BASES	D	W	H	model number	cherry
CYLINDER BASE	18		27	BSWCYL18	1,477
					
CYLINDER BASE WIRE MANAGEMENT WITH ACCESS DOOR	18		27	BSWCYL18WM	2,618
					
PEDESTAL BASES QUEEN ANNE	36 1/4	36 1/4	28 1/4	KNBQA36	2,751
					
FEDERAL STYLE	36 1/4	36 1/4	28 1/4	KNBFS36	2,751
					

PRODUCT INFO

note
• 10" hole on the bottom of the cylinder wire management base.

TO ORDER PLEASE SPECIFY THE FOLLOWING:

MODEL NUMBER

SPECIES & FINISH

See inside front cover for required option codes

Example

BSWCYL18.NC260

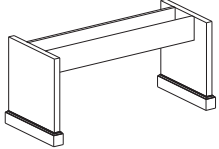
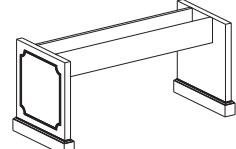
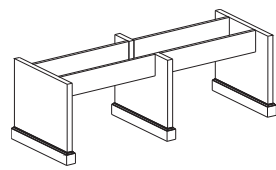
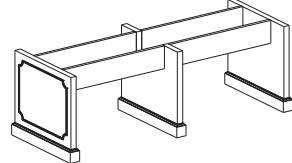
BSWCYL18

NC260

MODEL NUMBER

FINISH

TABLE BASES end panel bases

	D	W	H	top size	model number	cherry
END PANEL BASES	25 1/2	59 1/2	27 3/4	42 x 96	KNBSL4296	3,809
	31 1/2	59 1/2	27 3/4	48 x 96	KNBSL4896	4,269
						
WITH TRIM MOLDING						
						
	31 1/2	83 1/2	27 3/4	48 x 120	KNBSL48120	5,279
	31 1/2	107 1/2	27 3/4	48 x 144	KNBSL48144	5,532
						
WITH TRIM MOLDING						
						
	31 1/2	131 1/2	27 3/4	48 x 168	KNBSL48168	5,961

PRODUCT INFO

TO ORDER PLEASE SPECIFY THE FOLLOWING:

. .
MODEL NUMBER **SPECIES & FINISH** **BOX TRIM**

No trim molding
 Trim molding required

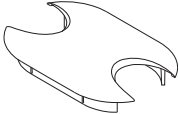
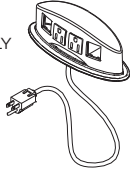
TN
 TY +\$408

Example

KNBSL4296.NC260.TN

KNBSL4296	NC260	TN
MODEL NUMBER	FINISH	TRIM

UNIVERSAL GROMMET & POWER ACCESSORIES

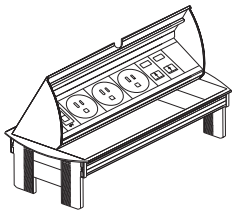
	D	W	H	model number	list
UNIVERSAL GROMMET BLACK, SILVER OR BRONZE	1	2 1/4	3 7/8	ACUG	125
					
POWER DATA CENTER BLACK ONLY	2 3/4	7 5/8	2 1/4	ACPDC	302
					

PRODUCT INFO	<p>TO ORDER PLEASE SPECIFY THE FOLLOWING:</p> <div></div> <p>MODEL NUMBER</p> <p>Example</p> <hr/> <p>ACUG.BK</p> <table><tr><td>ACUG</td><td>BK</td></tr><tr><td>MODEL NUMBER</td><td>GROMMET COLOR</td></tr></table>	ACUG	BK	MODEL NUMBER	GROMMET COLOR
ACUG	BK				
MODEL NUMBER	GROMMET COLOR				

POWER & DATA ACCESSORIES


	D	W	H	model number	list
TECHNOLOGY CENTER	6	13 ³ / ₁₆	3 ¹ / ₈	ACKETCSF	1,082

POWER/DATA
BLACK ONLY



OPEN MARKET

HORIZONTAL
WIRE MANAGER
BLACK ONLY



3 ¹ / ₄	30	1	ACWM	65
-------------------------------	----	---	------	----

PRODUCT INFO	<p>TO ORDER PLEASE SPECIFY THE FOLLOWING:</p> <div><div></div><p>MODEL NUMBER</p></div> <p>Example</p> <div><p>ACKETCSF</p><p>ACKETCSF</p><p>MODEL NUMBER</p></div>
--------------	--

OCCASIONAL TABLES

	D	W	H	model number	cherry
--	---	---	---	--------------	--------

CHIPPENDALE STYLE



20	26	22 5/16	KNTOC2026T22	1,439
26	26	22 5/16	KNTOC2626T22	1,493
20	42	16 5/16	KNTOC2042T16	1,816

QUEEN ANNE STYLE



20	26	22 5/16	KNTOA2026T22	2,033
26	26	22 5/16	KNTOA2626T22	2,083
20	42	16 5/16	KNTOA2042T16	2,368

PRODUCT INFO

TO ORDER PLEASE SPECIFY THE FOLLOWING:

MODEL NUMBER

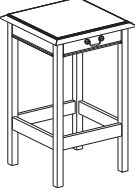

SPECIES & FINISH

TOP UV FINISH

Example

KNTOC2026T22.NC260.FF		
KNTOC2026T22	NC260	FF
MODEL NUMBER	FINISH	TOP UV FINISH

TELEPHONE & CONSOLE TABLES

	D	W	H	model number	cherry
TELEPHONE	17 ³ / ₄	17 ³ / ₄	29	KNTPS1616T29	1,920
					
CONSOLE	17 ³ / ₄	43 ³ / ₄	29	KNTCO1642T29	2,820
					
CONSOLE	17 ³ / ₄	55 ³ / ₄	29	KNTCO1654T29	3,000

PRODUCT INFO

TO ORDER PLEASE SPECIFY THE FOLLOWING:

<input type="text"/>	<input type="text"/>	<input type="text"/>	<input type="text"/>
MODEL NUMBER	SPECIES & FINISH	TOP UV FINISH	PULL COLOR
			Traditional pull bronze TRZ Traditional pull silver TRS

Example

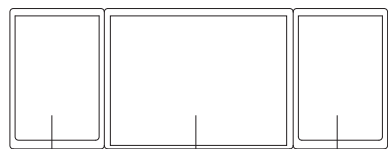
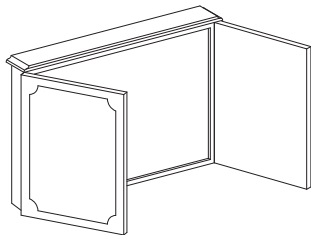
KNTPS1616T29.NC260.FF.TRZ

KNTPS1616T29	NC260	FF	TRZ
MODEL NUMBER	FINISH	TOP UV FINISH	PULL

VISUAL BOARD

	D	W	H	model number	cherry
VISUAL BOARD	4	48	48	KNVBD4848	4,342

TRIM STANDARD



Marker Board Marker Board Marker Board

PRODUCT INFO

TO ORDER PLEASE SPECIFY THE FOLLOWING:

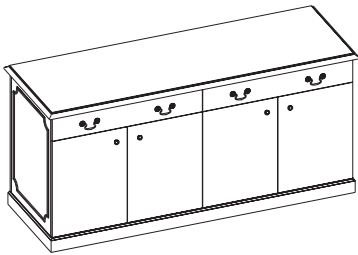
<input type="text"/>	<input type="text"/>
MODEL NUMBER	SPECIES & FINISH

Example

KNVBD4848.NC260	
KNVBD4848	NC260
MODEL NUMBER	FINISH

BUFFET CREDENZA

	D	W	H	model number	drawer fronts cherry
BUFFET CREDENZA	26	74 1/8	34 3/4	KNBCF2674	8,845



PRODUCT INFO

note
This unit is non-locking

TO ORDER PLEASE SPECIFY THE FOLLOWING:

<div></div>	<div></div>	<div></div>	<div></div>	<div></div>	<div></div>
MODEL NUMBER	SPECIES & FINISH	TOP UV FINISH	DRAWER DOOR	BOX TRIM	PULL COLOR
			Cherry FNC	No trim molding	TN

Example

KNBCF2472.NC260.FF.FNC.TN.TRS

MDTRD36	NC260	FF	FNC	TN	TRS
MODEL NUMBER	FINISH	TOP UV FINISH	DRAWER DOOR	TRIM	PULL COLOR

model number	COM/1	2	3	4	5	6	7	8	9	10	11	12	13	14	15	16
--------------	-------	---	---	---	---	---	---	---	---	----	----	----	----	----	----	----

Tackboards | Surface Mount

KNTKS66	724	754	786	818	860	902	938	980	1,020	1,062	1,104	1,144	1,196	1,236	1,286	1,338
KNTKS72	754	788	824	860	907	954	995	1,042	1,087	1,134	1,181	1,226	1,285	1,330	1,386	1,445
KNTKS90	831	872	916	960	1,018	1,076	1,126	1,184	1,239	1,297	1,355	1,410	1,482	1,537	1,606	1,678

Tackboards | Wall Mount

KNTKW66	724	754	786	818	860	902	938	980	1,020	1,062	1,104	1,144	1,196	1,236	1,286	1,338
KNTKW72	754	788	824	860	907	954	995	1,042	1,087	1,134	1,181	1,226	1,285	1,330	1,386	1,445
KNTKW90	831	872	916	960	1,018	1,076	1,126	1,184	1,239	1,297	1,355	1,410	1,482	1,537	1,606	1,678

model number	17	18	19	20	21	22	23	24	25	26	27	COL	L1	L2	L3	L4	L5
--------------	----	----	----	----	----	----	----	----	----	----	----	-----	----	----	----	----	----

Tackboards | Surface Mount

KNTKS66	1,388	1,424	1,474	1,522	1,572	1,622	1,722	1,820	1,920	2,020	2,118						
KNTKS72	1,501	1,542	1,598	1,652	1,708	1,764	1,877	1,987	2,100	2,213	2,323						
KNTKS90	1,747	1,797	1,866	1,932	2,001	2,070	2,208	2,343	2,481	2,619	2,754						

Tackboards | Wall Mount

KNTKW66	1,388	1,424	1,474	1,522	1,572	1,622	1,722	1,820	1,920	2,020	2,118						
KNTKW72	1,501	1,542	1,598	1,652	1,708	1,764	1,877	1,987	2,100	2,213	2,323						
KNTKW90	1,747	1,797	1,866	1,932	2,001	2,070	2,208	2,343	2,481	2,619	2,754						

WEIGHTS + CUBES

Kennsington
01/16

model number	weight	cubes	#locks	page
ACBXD	1 lbs .	0 .2	-	139
ACBXDLGL	1 lbs .	0 .3	-	139
ACCD19	18 lbs .	1 .2	-	138
ACCD26	20 lbs .	1 .2	-	138
ACFPRL	1 lbs .	0 .1	-	
ACGMT	1 lbs .	0 .2	-	139
ACKETCSF	3 lbs .	0 .7	-	163
ACKYBRDSET	15 lbs .	3 .0	-	137
ACLATRL	2 lbs .	0 .1	-	
ACLFC24	12 lbs .	0 .7	-	136
ACLFC36	12 lbs .	1 .0	-	136
ACLFC48	12 lbs .	1 .3	-	136
ACLFC60	12 lbs .	1 .6	-	136
ACLSP24	12 lbs .	0 .7	-	136
ACLSP36	12 lbs .	1 .0	-	136
ACLSP48	12 lbs .	1 .3	-	136
ACLSP60	12 lbs .	1 .6	-	136
ACPDC	2 lbs .	0 .2	-	162
ACPT15	1 lbs .	0 .2	-	139
ACPT18	1 lbs .	0 .2	-	139
ACUG	1 lbs .	0 .1	-	140
ACUG	1 lbs .	0 .1	-	162
ACWM	1 lbs .	0 .1	-	140
ACWM	1 lbs .	1 .0	-	163
BSWCYL18	50 lbs .	7 .8	-	160
BSWCYL18WM	50 lbs .	7 .8	-	160
KNBCF2674	365 lbs .	52 .8	-	167
KNBFS36	69 lbs .	29 .2	-	160
KNBKF4H1738-WG	330 lbs .	26 .8	1	116
KNBKF4H1738-WW	330 lbs .	26 .8	1	116
KNBKN2H1738	104 lbs .	14 .8	-	114
KNBKN3H1738	132 lbs .	20 .2	-	114
KNBKN4H1738	161 lbs .	25 .7	-	114
KNBKN4H1774	311 lbs .	48 .2	-	115
KNBKN5H1738	185 lbs .	33 .0	-	114
KNBKN6H1738	254 lbs .	39 .0	-	114
KNBQA36	69 lbs .	29 .2	-	160
KNBRG2040A	85 lbs .	18 .6	-	90
KNBRG2040F	75 lbs .	18 .6	-	86
KNBRG2040N	55 lbs .	18 .6	-	88
KNBRG2046A	95 lbs .	21 .2	-	90
KNBRG2046F	85 lbs .	21 .2	-	86
KNBRG2046N	65 lbs .	21 .2	-	88
KNBRG2052A	105 lbs .	23 .8	-	90
KNBRG2052F	95 lbs .	23 .8	-	86

model number	weight	cubes	#locks	page
KNBRG2052N	75 lbs .	23 .8	-	88
KNBRG2640A	90 lbs .	23 .5	-	91
KNBRG2640F	80 lbs .	23 .5	-	87
KNBRG2640N	60 lbs .	23 .5	-	89
KNBRG2646A	100 lbs .	26 .7	-	91
KNBRG2646F	90 lbs .	26 .7	-	87
KNBRG2646N	70 lbs .	26 .7	-	89
KNBRG2652A	110 lbs .	30 .0	-	91
KNBRG2652F	100 lbs .	30 .0	-	87
KNBRG2652N	80 lbs .	30 .0	-	89
KNBSL4296	81 lbs .	5 .1	-	161
KNBSL48120	122 lbs .	7 .0	-	161
KNBSL48144	142 lbs .	7 .5	-	161
KNBSL48168	168 lbs .	8 .1	-	161
KNBSL4896	108 lbs .	5 .8	-	161
KNCWD5H2638-D	345 lbs .	50 .1	1	120
KNCWD5H2638-S	340 lbs .	50 .1	1	120
KNCWD6H2638-D	395 lbs .	59 .3	1	120
KNCWD6H2638-S	395 lbs .	59 .3	1	120
KNCWR26110	116 lbs .	5 .6	-	126
KNCWR2674	73 lbs .	5 .6	-	126
KNCWR2692	97 lbs .	5 .6	-	126
KNCWS5H2620L	185 lbs .	28 .6	1	119
KNCWS5H2620R	185 lbs .	28 .6	1	119
KNCWS6H2620L	220 lbs .	33 .9	1	119
KNCWS6H2620R	220 lbs .	33 .9	1	119
KNDBO4474-32	308 lbs .	68 .1	2	62
KNDBO4474L-3	271 lbs .	68 .1	1	64
KNDBO4474R-3	271 lbs .	68 .1	1	66
KNDBOL4480-32	319 lbs .	73 .4	2	62
KNDBOL4480L-3	298 lbs .	73 .4	1	64
KNDBOL4480R-3	298 lbs .	73 .4	1	66
KNDPC2668-22A	230 lbs .	38 .7	2	78
KNDPC2668-22F	220 lbs .	38 .7	2	76
KNDPC2668-22N	210 lbs .	38 .7	2	77
KNDPC2668-32A	230 lbs .	38 .7	2	78
KNDPC2668-32F	220 lbs .	38 .7	2	76
KNDPC2668-32N	210 lbs .	38 .7	2	77
KNDPC2674-22A	245 lbs .	42 .0	2	78
KNDPC2674-22F	235 lbs .	42 .0	2	76
KNDPC2674-22N	225 lbs .	42 .0	2	77
KNDPC2674-32A	245 lbs .	42 .0	2	78
KNDPC2674-32F	235 lbs .	42 .0	2	76
KNDPC2674-32N	225 lbs .	42 .0	2	77
KNDRF3268-32	241 lbs .	46 .7	2	63

WEIGHTS + CUBES

model number	weight	cubes	#locks	page
KNDRF3268L-3	231 lbs .	46 .7	1	65
KNDRF3268R-3	231 lbs .	46 .7	1	67
KNDRF3274-32	252 lbs .	50 .7	2	63
KNDRF3274L-3	324 lbs .	50 .7	1	65
KNDRF3274R-3	324 lbs .	50 .7	1	67
KNDRF3874-32	296 lbs .	59 .4	2	63
KNDRF3874L-3	390 lbs .	59 .4	1	65
KNDRF3874R-3	390 lbs .	59 .4	1	67
KNDRO3874-32	296 lbs .	59 .4	2	62
KNDROL4480-32	315 lbs .	73 .4	2	62
KNDROL4480L-3	310 lbs .	73 .4	1	64
KNDROL4480R-3	310 lbs .	73 .4	1	66
KNDTC4474L-3	256 lbs .	68 .1	1	68
KNDTC4474R-3	256 lbs .	68 .1	1	68
KNFSC26110-444	460 lbs .	61 .6	3	79
KNFSC26110-454	460 lbs .	61 .6	3	79
KNFSC2674-243	344 lbs .	42 .0	3	79
KNFSC2674-252	344 lbs .	42 .0	3	79
KNFSC2674-44	324 lbs .	42 .0	2	79
KNFSC2674-55	330 lbs .	42 .0	2	79
KNFSC2692-444	421 lbs .	51 .8	3	79
KNFSC2692-454	418 lbs .	51 .8	3	79
KNFTC4444AL	147 lbs .	41 .5	-	93
KNFTC4444AR	147 lbs .	41 .5	-	93
KNFTC4444F	147 lbs .	41 .5	-	92
KNLFW2H2638	195 lbs .	22 .4	1	117
KNLFW3H2638	245 lbs .	30 .7	1	117
KNLFW4H2638	295 lbs .	39 .0	1	117
KNLFW5H2638	335 lbs .	50 .1	1	117
KNMPS2638	110 lbs .	22 .4	-	95
KNMPW2430-4	99 lbs .	16 .1	1	127
KNMPW2430-5	109 lbs .	16 .1	1	127
KNMPW2436-4	110 lbs .	19 .0	1	127
KNMPW2436-5	123 lbs .	19 .0	1	127
KNMPW2617-6	120 lbs .	8 .9	1	96
KNMPW4H2436-4	280 lbs .	33 .6	1	127
KNMSP12	12 lbs .	1 .0	-	128
KNMSPT13	9 lbs .	3 .1	-	128
KNRTN2642L-2A	145 lbs .	24 .5	1	84
KNRTN2642L-2F	135 lbs .	24 .5	1	80
KNRTN2642L-2N	125 lbs .	24 .5	1	82
KNRTN2642R-2A	145 lbs .	24 .5	1	85
KNRTN2642R-2F	135 lbs .	24 .5	1	81
KNRTN2642R-2N	125 lbs .	24 .5	1	83
KNRTN2648L-2A	155 lbs .	27 .8	1	84

model number	weight	cubes	#locks	page
KNRTN2648L-2F	145 lbs .	27 .8	1	80
KNRTN2648L-2N	135 lbs .	27 .8	1	82
KNRTN2648R-2A	155 lbs .	27 .8	1	85
KNRTN2648R-2F	145 lbs .	27 .8	1	81
KNRTN2648R-2N	135 lbs .	27 .8	1	83
KNRTN2654L-4F	187 lbs .	31 .1	1	80
KNRTN2654L-4N	177 lbs .	31 .1	1	82
KNRTN2654R-4F	187 lbs .	31 .1	1	81
KNRTN2654R-4N	177 lbs .	31 .1	1	83
KNRTN2660L-4A	203 lbs .	34 .4	1	84
KNRTN2660L-4F	193 lbs .	34 .4	1	80
KNRTN2660L-4N	183 lbs .	34 .4	1	82
KNRTN2660R-4A	203 lbs .	34 .4	1	85
KNRTN2660R-4F	193 lbs .	34 .4	1	81
KNRTN2660R-4N	183 lbs .	34 .4	1	83
KNSBD5H2638-2L	353 lbs .	50 .1	2	118
KNSBD6H2638-2L	408 lbs .	59 .3	2	118
KNSCF2638-5	166 lbs .	22 .4	1	94
KNSMC1H1566-WW	160 lbs .	29 .7	2	102
KNSMC1H1572-WG	188 lbs .	32 .2	2	102
KNSMC1H1572-WW	188 lbs .	32 .2	2	102
KNSMC1H1590-WG	228 lbs .	40 .0	3	102
KNSMC1H1590-WW	228 lbs .	40 .0	3	102
KNSMC2H1566-WW	230 lbs .	39 .1	2	103
KNSMC2H1572-WG	271 lbs .	42 .5	2	103
KNSMC2H1572-WW	271 lbs .	42 .5	2	103
KNSMC2H1590-WG	332 lbs .	52 .7	2	103
KNSMC2H1590-WW	332 lbs .	52 .7	3	103
KNSPC2668L-2A	192 lbs .	38 .7	1	74
KNSPC2668L-2F	182 lbs .	38 .7	1	70
KNSPC2668L-2N	172 lbs .	38 .7	1	72
KNSPC2668R-2A	192 lbs .	38 .7	1	75
KNSPC2668R-2F	182 lbs .	38 .7	1	71
KNSPC2668R-2N	172 lbs .	38 .7	1	73
KNSPC2674L-2A	207 lbs .	42 .0	1	74
KNSPC2674L-2F	197 lbs .	42 .0	1	70
KNSPC2674L-2N	187 lbs .	42 .0	1	72
KNSPC2674L-4A	239 lbs .	42 .0	1	74
KNSPC2674L-4F	229 lbs .	42 .0	1	70
KNSPC2674L-4N	219 lbs .	42 .0	1	72
KNSPC2674R-2A	207 lbs .	42 .0	1	75
KNSPC2674R-2F	197 lbs .	42 .0	1	71
KNSPC2674R-2N	187 lbs .	42 .0	1	73
KNSPC2674R-4A	239 lbs .	42 .0	1	75
KNSPC2674R-4F	229 lbs .	42 .0	1	71

WEIGHTS + CUBES

Kennsington
01/16

model number	weight	cubes	#locks	page
KNSPC2674R-4N	219 lbs .	42 .0	1	73
KNSPC2692L-4A	269 lbs .	51 .8	1	74
KNSPC2692L-4F	259 lbs .	51 .8	1	70
KNSPC2692L-4N	249 lbs .	51 .8	1	72
KNSPC2692R-4A	269 lbs .	51 .8	1	75
KNSPC2692R-4F	259 lbs .	51 .8	1	71
KNSPC2692R-4N	249 lbs .	51 .8	1	73
KNSTFIH1518L-WG	65 lbs .	9 .0	1	104
KNSTFIH1518L-WW	65 lbs .	9 .0	1	104
KNSTFIH1518R-WG	65 lbs .	9 .0	1	104
KNSTFIH1518R-WW	65 lbs .	9 .0	1	104
KNSTFIH1536-WG	112 lbs .	16 .8	1	106
KNSTFIH1536-WW	112 lbs .	16 .8	1	106
KNSTF2H1518L-WG	69 lbs .	11 .9	1	105
KNSTF2H1518L-WW	69 lbs .	11 .9	1	105
KNSTF2H1518R-WG	69 lbs .	11 .9	1	105
KNSTF2H1518R-WW	69 lbs .	11 .9	1	105
KNSTF2H1536-WG	146 lbs .	22 .1	1	107
KNSTF2H1536-WW	146 lbs .	22 .1	1	107
KNSTNIH1518-WN	92 lbs .	8 .6	-	104
KNSTNIH1536-WN	100 lbs .	16 .0	-	106
KNSTN2H1518-WN	69 lbs .	11 .4	-	105
KNSTN2H1536-WN	146 lbs .	21 .1	-	107
KNTBT4296	107 lbs .	11 .1	-	159
KNTBT48120	141 lbs .	15 .7	-	159
KNTBT48144	169 lbs .	18 .7	-	159
KNTBT48168	190 lbs .	21 .8	-	159
KNTBT4896	128 lbs .	12 .6	-	159
KNTCO1642T29	66 lbs .	15 .0	-	165
KNTCO1654T29	85 lbs .	20 .1	-	165
KNTDR3274	140 lbs .	51 .5	-	61
KNTDR3874	150 lbs .	60 .3	-	61
KNTKS66	23 lbs .	3 .9	-	109
KNTKS72	29 lbs .	4 .6	-	109
KNTKS90	35 lbs .	5 .8	-	109
KNTKW66	23 lbs .	4 .0	-	113
KNTKW72	29 lbs .	4 .4	-	113
KNTKW90	35 lbs .	5 .4	-	113
KNTOA2026T22	26 lbs .	2 .6	-	164
KNTOA2042T16	36 lbs .	3 .3	-	164
KNTOA2626T22	31 lbs .	2 .6	-	164
KNTOC2026T22	25 lbs .	2 .6	-	164
KNTOC2042T16	35 lbs .	3 .3	-	164
KNTOC2626T22	30 lbs .	2 .6	-	164
KNTPS1616T29	25 lbs .	6 .7	-	165

model number	weight	cubes	#locks	page
KNTPS17104	55 lbs .	5 .3	-	108
KNTPS17110	58 lbs .	5 .6	-	108
KNTPS1738	22 lbs .	2 .0	-	108
KNTPS1768	40 lbs .	3 .5	-	108
KNTPS1774	43 lbs .	3 .8	-	108
KNTPS1786	49 lbs .	4 .4	-	108
KNTPS1792	52 lbs .	4 .7	-	108
KNTPW1668	37 lbs .	3 .4	-	112
KNTPW1674	40 lbs .	3 .7	-	112
KNTPW1692	49 lbs .	4 .5	-	112
KNTRD36	60 lbs .	3 .8	-	158
KNTRD42	70 lbs .	5 .1	-	158
KNTRD48	80 lbs .	6 .5	-	158
KNTRT4296	107 lbs .	11 .1	-	159
KNTRT48120	141 lbs .	15 .7	-	159
KNTRT48144	169 lbs .	18 .7	-	159
KNTRT48168	190 lbs .	21 .8	-	159
KNTRT4896	128 lbs .	12 .6	-	159
KNVBD4848	130 lbs .	6 .8	-	166
KNWMC1H1566-WW	123 lbs .	14 .2	2	110
KNWMC1H1572-WG	130 lbs .	15 .4	2	110
KNWMC1H1572-WW	130 lbs .	15 .4	2	110
KNWMC1H1590-WG	157 lbs .	19 .1	3	110
KNWMC1H1590-WW	157 lbs .	19 .1	3	110
KNWMC2H1566-WW	193 lbs .	23 .6	2	111
KNWMC2H1572-WG	220 lbs .	25 .7	2	111
KNWMC2H1572-WW	220 lbs .	25 .7	2	111
KNWMC2H1590-WG	274 lbs .	31 .8	3	111
KNWMC2H1590-WW	274 lbs .	31 .8	3	111
KNXPT3274L	188 lbs .	65 .2	-	69
KNXPT3274R	188 lbs .	65 .2	-	69
MXMPG	2 lbs .	0 .1	-	129
TPPR-2ES	3 lbs .	0 .3	-	141
TPPR-2EZ	3 lbs .	0 .3	-	141

KENNSINGTON™

The Gunlocke Company, LLC
One Gunlocke Drive, Wayland, NY 14572

800 828 6300 F 585 728 8350
www.gunlocke.com

KENNSINGTONPL012016