# CHOICES®
Desking

## Price List

Pricing effective June 2015

For Canadian pricing, please visit Trendealer.com to see the current conversion rate being used.

Trendway

**Choices®**
Choices is a fully featured product line that includes Systems and Desking Furniture, Tables and Filing and Storage. This price list includes detailed product information and pricing for these products.

Trendway product catalogs are available in the following design software: CAP, Data One, Giza, Midnight-Oil, and Project Matrix. The Systems price list is also available in .pdf (Acrobat Reader) format on www.trendealer.com. For Architects and Designers, a free FSL (Furniture Symbol Library) is available on www.trendway.com.

Product dimensions are given throughout the product catalog and are followed by parenthesis which have the metric equivalent in millimeters. For example: A Rectangular Work Surface is available in a 48" (**1219**)-width.

**Ordering Information**
The most efficient way to enter an order is through Trendway On-Line Order Entry on www.trendealer.com, which also accepts .sif files from the design software listed above. Faxed orders are available as well but may extend lead-times.

For ease in specifying, Trendway's catalog numbering system uses meaningful characters to convey description, surface type, and size. For example, FAP3666B represents a **F**ramed **A**coustical **P**anel that is **36"** (914)-wide and **66"** (1676)-high.

Order specification examples are shown throughout the price list at the bottom of each page. Be sure to follow the order sequence carefully to ensure complete and accurate order specification.

After placing an order, Trendway will send an order acknowledgement that follows the sequence of information outlined below. Trendway encourages you to follow the same steps so that checking your order against the acknowledgement will be as easy as possible.

**Placing an Order**
To make placing an order simple, Trendway On-Line Order Entry automatically prompts the product and option decisions that are required. For accurate order processing on faxed orders, please type or use legible handwriting, and be sure to include the following information:

1. A complete "sold to" address with correct Zip code.
2. A complete "ship to" address with correct Zip code.
3. A purchase order number. (The order is issued to Trendway Corporation, Holland, Michigan.)
4. A signature or name of person authorizing the purchase order.
5. A contact name and phone number at your company.
6. An actual calendar date for the requested delivery date (not ASAP).
7. Line items that are complete, which means all catalog numbers and descriptions, options listed for each product selected, fabric/finish pattern and color descriptions, and all corresponding letter or number codes. Be sure to make a pick for all available options. Also, combine identical items and specify total quantity unless using special marking or tagging.

   (Refer to your price list for ordering options.)
8. Special products referenced by their control numbers as well as their descriptions.
9. Line items that include price per unit, as well as extended totals.
10. A total dollar amount for the purchase order.
11. Any special shipping requirements clearly noted; i.e., "call before delivery."

By placing your orders correctly and completely the first time around, your order will be processed and scheduled without delay (subject to credit approval).

**Lead-Times**
The majority of Choices products are shipped within Trendway's standard lead time. Extended lead-time items in the catalog are designated by shading. Trendway Express lead-times are available on select products. Products and their options available for specification on Express are indicated with an ⓔ in front of the catalog number. Note that all chosen options for a product must also be available in the Express program to qualify.

**Note: Shipping lead-times are subject to product availability due to order size. For exact lead-times on your order contact Trendway Customer Care.**

**Product Questions, Quotes & Order Placement On-Line**
www.trendealer.com
Hours: 24 Hours, 7 Days a Week

**Customer Care Representative**
Hours: Monday-Friday 7am to 6pm EST

Phone: 1-800-893-8115
Fax: 1-800-893-8121
e-mail: customercare@trendway.com

**Trendway Custom Solutions**
Phone: 1-800-893-8117

**For more information on Order Placement, Confirmation, and Lead-Times, see the Pricing, Procedures & Policies section in the back of this Price List.**

**Express**

1. **Trendway Express Orders**
   - Using Trendway Express
     Trendway Express is Trendway's special quick shipment program. The program was devised to help customers meet immediate office furnishing needs. Complete orders entered electronically will ship within an average of 3 working days.

     Trendway Express is a selected offering. Featured are the more frequently requested fabrics and finishes from Trendway's selection — enough to address most commonly encountered work situations in today's office.

     Because Trendway Express lead times are so condensed, no COM or special orders can be accepted.
   - The Maximum Order
     Trendway Express orders are limited to a maximum of $75,000 retail list price (total combination of Systems and Storage products) for 3-day shipment. Due to the special nature of this offering, no deviations or substitutions of products found will be accepted. Shipments are subject to product availability. Orders containing any non-Trendway Express offerings will be scheduled for normal lead times.
   - Changing or Canceling an Order.
     Trendway Express orders are often processed the day after order entry. Therefore, your Trendway Express order may be changed or canceled only on the same day that it is placed.
2. **Transportation**
   All orders are shipped by Trendway truck or common carrier. List prices shown include Trendway specified freight cost on all orders. For additional information about transportation, contact the Trendway Customer Care Department at 1-800-893-8115.
3. **Prices**
   Prices shown in this offering are F.O.B. origin, freight prepaid. Trendway reserves the right to change prices without notice.

**Sequence Information**
The table below shows a sample of the price list format's sequence of information which will assist when placing an order and checking an order acknowledgement.

| | | | | | | | |
|---|---|---|---|---|---|---|---|
| **Sample Part Number:** | **FAP4884B** | **.H** | **.050** | **.050** | **.K** | **.K** | **.SA** |

## Accessories

Monitor Arms

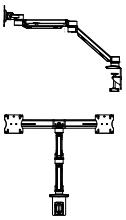

Keyboard Trays

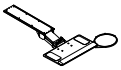

Drawers

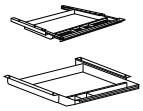

## Desks

Standard Desk configurations with full and half modesty

Extended Top Desk configurations with full and half modesty

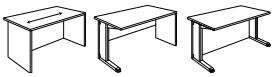

Bowed Top Desk configurations with full and half modesty

Extended Corner Desk* configurations with full and half modesty

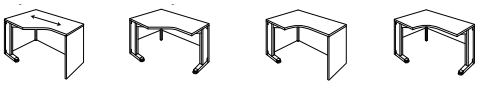

Corner Desk configurations with full and half modesty

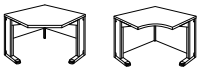

Cockpit Corner Desk configurations with full and half modesty

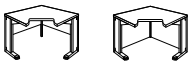

Extended Cockpit Corner Desk* configurations

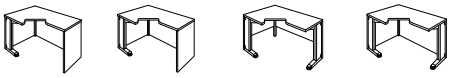

D-Shape Peninsula Desk configurations

P-shape Peninsula Desk* configurations

Extended D-Shaped Peninsula Desk* configurations

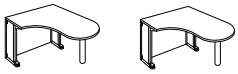

Standard Returns

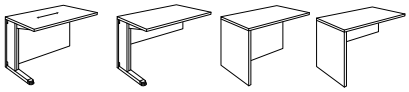

Peninsula Returns

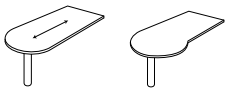

Standard Bridges

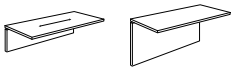

Peninsula Modesty

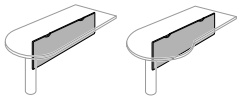

Counter Caps

Freestanding Right Angle Counter Caps

Freestanding Flipper and Cabinet Units with Tackboard

Freestanding Shelf Units with Tackboard

Freestanding Corner Shelf Units with Tackboard

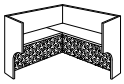

Screens with Tackboard

Cabinet Unit with Tackboard

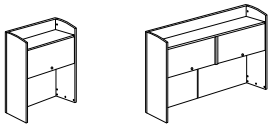

*Handed Work Surfaces are available as a mirror image.

⟷ Denotes direction of wood grain laminate.

## Filing + Storage

Floor Supported Pedestals

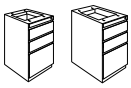

Mobile Pedestals

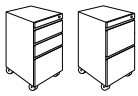

3/4 Mobile Pedestals

Storage Towers with Wardrobe

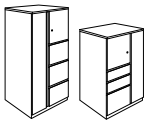

StorageTowers with Wardrobe and Bookcase

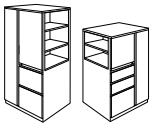

Pedestal Towers with Bookcase

File Centers

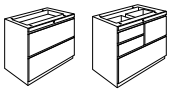

Laterals

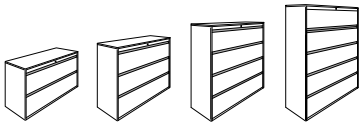

Lateral with Storage Cabinet

Double Door Storage Unit

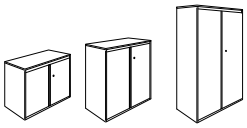

Wardrobe Unit

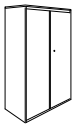

Bookcases

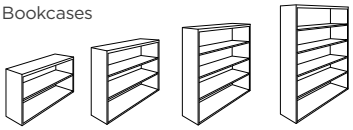

## Tables

### Training Tables

Rectangular Training Tables

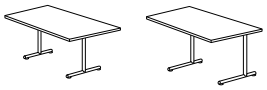

T-Base with
- Fixed Top
- Flip Top
- Folding Legs

C-Base with
- Fixed Top

Trapezoid Training Tables

T-Base with
- Fixed Top
- Flip Top

Half-Round Training Tables

T-Base with
- Fixed Top
- Flip Top

### Height Adjustable Tables

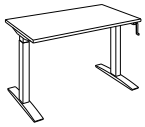

- Crank
- Pneumatic
- Single Stage Electric
- Dual Stage Electric

- Single Stage Electric
- Dual Stage Electric

- Crank
- Single Stage Electric
- Dual Stage Electric

### Collaborative and Café

Collaborative

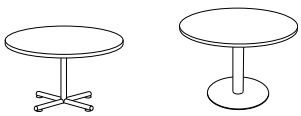

X-Base | Disc Base

Dia.
30"
36"
42"
48"

Steel Base

Dia.
30"
36"
42"
48"
54"
60"

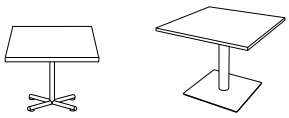

X-Base | Disc Base

D/W
30"
36"
42"
48"

Steel Base

D/W
24"
30"
36"
42"
48"
54"
60"

Café

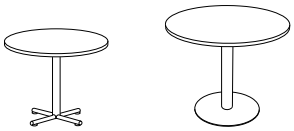

X-Base | Disc Base

Dia.
30"
36"
42"
48"

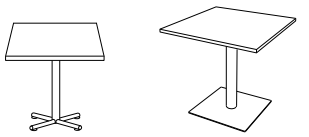

X-Base | Disc Base

D/W
30"
36"
42"
48"

### Conference Tables

Boat

Racetrack

Rectangle

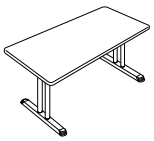

**Note:** See the Tables price book for the complete tables offering.

**Standard Fabrics**
All Trendway standard directional panel fabrics are applied Down-roll on Choices Panels, Contrada Tiles, and all Systems Components.

**Down-Roll (⬇)**
Down-roll means the height dimension of the tile or component is parallel to the warp of the fabric (Fig. A).

**Fig. A**

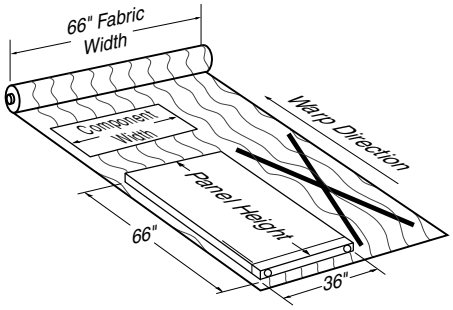


**COM Fabrics**
COM fabrics may be applied either Down-roll (Fig. A) or Railroad (Fig. B). When choosing Railroad on COM fabrics please note that 84" (2134)-high Choices and TrendWall Panels cannot be Railroad due to panel fabric being 66" (1676)-wide (Fig. C).

**Railroad**
Railroad means the height dimension of the tile or component is perpendicular to the warp of the fabric (Fig. B).

**Fig. B**

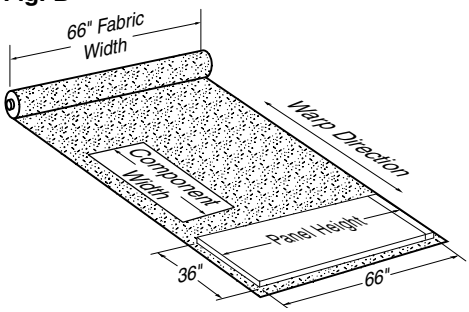


**Fig. C**

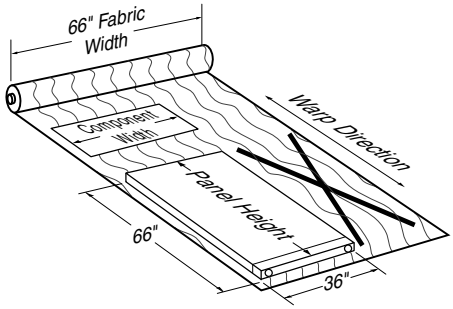


**Standard Application Direction**

| Pattern | Choices Panels | Contrada Tiles | TrendWall | All Systems Components |
|---|---|---|---|---|
| Anchorage | ⬇ | ⬇ | N/A | ⬇ |
| Auster | ⬇ | ⬇ | ⬇ | ⬇ |
| Backdrop | ⬇ | ⬇ | ⬇ | ⬇ |
| Belgrade | ✥ | ✥ | ✥ | ✥ |
| Bird's Eye | ⬇ | ⬇ | N/A | ⬇ |
| Block Party | ⬇ | ⬇ | ⬇ | ⬇ |
| Cameo | ⬇ | ⬇ | ⬇ | ⬇ |
| Cape Cod | ⬇ | ⬇ | ⬇ | ⬇ |
| Coastline | ⬇ | ⬇ | ⬇ | ⬇ |
| Crosstown | ⬇ | ⬇ | N/A | ⬇ |
| Curtain Call | ⬇ | ⬇ | ⬇ | ⬇ |
| Drift | ⬇ | ⬇ | ⬇ | ⬇ |
| Encore | ⬇ | ⬇ | ⬇ | ⬇ |
| Fine Point | ⬇ | ⬇ | ⬇ | ⬇ |
| Footlights | ⬇ | ⬇ | ⬇ | ⬇ |
| Framework | ✥ | ✥ | N/A | ✥ |
| Frost | ⬇ | ⬇ | N/A | ⬇ |
| Galleria | ⬇ | ⬇ | ⬇ | ⬇ |
| Groove | ⬇ | ⬇ | ⬇ | ⬇ |
| Meander | ⬇ | ⬇ | ⬇ | ⬇ |
| Metallation | ⬇ | ⬇ | ⬇ | ⬇ |
| Overture | ⬇ | ⬇ | ⬇ | ⬇ |
| Pact | ⬇ | ⬇ | ⬇ | ⬇ |
| Phone Tag | ⬇ | ⬇ | N/A | ⬇ |
| Province | ⬇ | ⬇ | ⬇ | ⬇ |
| Snapshot | ⬇ | ⬇ | ⬇ | ⬇ |
| Sprite | ⬇ | ⬇ | ⬇ | ⬇ |
| Strata | ⬇ | ⬇ | ⬇ | ⬇ |
| Tabby Weave | ✥ | ✥ | ✥ | ✥ |
| Tenor | ⬇ | ⬇ | ⬇ | ⬇ |
| Tracery | ⬇ | ⬇ | ⬇ | ⬇ |
| Universe | ⬇ | ⬇ | ⬇ | ⬇ |
| Verse | ⬇ | ⬇ | ⬇ | ⬇ |

✥ = Non Directional Pattern will be applied for best yield
⬇ = Down-roll

**Surface Material Program**
The Trendway Surface Material Program includes a broad selection of coordinated fabrics, laminate and trim finish options. Additionally, Trendway offers a Customers Own Material (COM) program to allow customers to further personalize their work stations.

The following sections describe the Trendway Surface Materials vocabulary.

**Standard Program**
Trendway's Standard Program of timeless fabrics, finishes, vinyls and laminates, is recommended for corporate standards programs. These fabrics are carded, swatched and stocked by Trendway. Refer to individual panels for fire rating classifications.

**Surface Trends**
Trendway's Surface Trends Program is an evolving collection of fabrics, vinyls, and laminates, and are designated by symbol. Influenced and kept up to date by emerging trends, the typical life span in this program is one to three years. Items no longer available through Trendway may still be available for purchase directly through the supplier. Materials in this program comply with, and in many cases exceed the industry standards for quality and performance.

Surface Trends panel fabrics pass Cal.117 and are listed as part of the UL recognized component program.

**Express**
Express fabrics and finishes are available in a three-day lead time. Surface Materials available for specification on Express are indicated with a Ⓔ in front of the 3-digit code.

**Terratex®**
Terratex is a True Textiles brand designating fabrics that are made from 100% recycled or compostable material using increasingly sustainable manufacturing practices to produce a high-quality product that is recyclable at the end of its useful life. For more information, go to www.terratex.com.

**COM**
Customers Own Material program allows customers to select and specify their own fabric or laminate on Trendway product. For detailed information, see COM in the Pricing, Procedures and Policies section in the back of the price list.

**Pre-Approved COM**
Select from popular COM fabrics pre-approved by Trendway. Customers are able to search the COM library on www.trendealer.com for fabrics and specific applications that have passed manufacturability testing on Trendway product.

**HOW TO ORDER SAMPLES**

**Binder Cards**
Standard and Surface Trends binder cards are available through Trendway fulfillment. Call 1-800-968-5344, ext. 1.

**Standard Program Samples**
Samples of fabrics and finishes are available through Trendway fulfillment. Call 1-800-968-5344, ext. 1.

**Surface Trends Samples**
Surface Trends **samples must be ordered directly through the supplier.** Contact information is listed below. Reference the pattern name and color along with the supplier part number on the back of your binder card to order samples.

**Guilford Of Maine®**
www.guilfordofmaine.com
1-800-544-0200

**Momentum® Textiles**
www.memosamples.com
1-800-366-6839

**Morbern Vinyl (Woodford)**
www.morbern.com
1-888-667-2376

**Nevamar**
www.nevamar.com
1-800-638-4380

**Pionite**
www.pionite.com
1-800-746-6483

**Wilsonart®**
www.wilsonart.com
1-800-433-3222

**Please note:** Colors on printed sample cards are as accurate as offset printing allows. Please refer to the actual sample before ordering.

**Surface Material Legend**

= 100% Recycled Content

Terratex brand is a registered trademark of True Textiles. Refer to your binder card to identify Terratex 100% recycled fabrics, or for a complete list www.trendealer.com.

= Surface Trends Program (Samples available through supplier, refer to previous column for a list of supplier contacts)

## Panel Fabrics

### Framework — Grade 0
**Value Fabric**

| | |
|---|---|
| ⓔ B4V | Sandy Pebble |
| ⓔ B4W | Chamoise |
| ⓔ B4X | Gray Blue |
| ⓔ B4Y | Eucalyptus |
| ⓔ B50 | Blue Smooth |
| ⓔ BJ4 | Beige |
| ⓔ BJ5 | Stone |
| ⓔ BJ6 | Elephant |
| ⓔ BJ7 | Dove Gray |

### Frost — Grade 1

| | |
|---|---|
| AH2 | Whiteout |
| ⓔ AH3 | Dew |
| ⓔ AH4 | Icing |
| AH5 | Flurries |
| ⓔ AH6 | Crystals |
| ⓔ AH7 | Snowcap |
| ⓔ AH8 | Sleet |
| AH9 | Glaze |
| ⓔ AJ0 | Blizzard |
| ⓔ AJ1 | Arctic |
| AJ2 | Wintry |
| AJ3 | Glacier |
| ⓔ AJ4 | Chilled |
| ⓔ AJ5 | Black Ice |

### Meander — Grade 1
**Momentum**

| | |
|---|---|
| ⓔ B48 | Agate Taupe |
| ⓔ B49 | Nightshadow |
| ⓔ B4A | Overcast |
| ⓔ B4B | Sandshell |

### Tracery — Grade 1
**Momentum**

| | |
|---|---|
| ⓔ B4C | Brindle |
| ⓔ B4D | Egret |
| ⓔ B4E | Sea Spray |
| ⓔ B4F | Straw |

### Universe — Grade 1
**Momentum**

| | |
|---|---|
| ⓔ B4G | Cosmic |
| ⓔ B4H | Creme Brulee |
| ⓔ B4J | Depth |
| ⓔ B4K | Mica |
| ⓔ B4M | Milkyway |
| ⓔ B4N | Seneca |
| ⓔ B4P | Wheat |
| ⓔ B4R | Whitecap |

### Fine Point — Grade 1
**Victor**

| | |
|---|---|
| BN2 | Balique |
| BN3 | Fresco |
| BN4 | Porcelain |
| BN5 | Silvern |
| BN6 | Sterling |
| BN7 | Vintage |

### Backdrop — Grade 2
**Momentum**

| | |
|---|---|
| K0G | Barley |
| K0H | Bone |
| K0J | Bonsai |
| K0K | Cement |
| K0M | Charcoal |
| K0N | Jute |
| K0P | Khaki |
| K0R | Mica |
| K0T | Mocha |
| K0U | Rain |

### Belgrade — Grade 2

| | |
|---|---|
| 025 | Liberty |
| ⓔ 050 | Dover Grey |
| 052 | Deer Isle |
| 053 | Blue Hill |
| 055 | Steel Harbor |
| BP4 | Cement Mix |
| BP5 | Light Moss |
| BP6 | Quartz |
| BP7 | Wheat |

### Birds Eye — Grade 2

| | |
|---|---|
| AG0 | Rock |
| AG1 | Vista |
| ⓔ AG3 | Outlook |
| AG4 | Impression |
| ⓔ AG5 | Flight |
| AG6 | Soar |
| AG7 | Glide |
| AG8 | Altitude |
| AG9 | Panorama |
| AH1 | Storm |

### Cameo — Grade 2
**Momentum**

| | |
|---|---|
| K0V | Almond |
| K0W | Coffee |
| K0X | Fawn |
| K0Y | Ivory |
| K10 | Linen |
| K11 | Metal |
| K12 | Mist |
| K13 | Parchment |
| K14 | Smoke |
| K15 | Stone |
| K16 | Twig |

### Cape Cod — Grade 2
**Guilford of Maine**

| | |
|---|---|
| BYF | Linen |
| BYG | Cloud |
| BYH | Seagull |
| BYJ | Key Lime |
| BYK | Buff |
| BYM | Shale |
| BYN | Apricot |
| BYP | Dune |
| BYR | Surf |

### Curtain Call — Grade 2
**Momentum**

| | |
|---|---|
| K04 | Chrome |
| K05 | Desert |
| K06 | Dove |
| K07 | Latte |
| K08 | Pebble |
| K09 | Sea |
| K0A | Tawny |

### Encore — Grade 2
**Momentum**

| | |
|---|---|
| K00 | Cocoa |
| K01 | Graphite |
| K02 | Honey |
| K03 | Putty |

### Footlights — Grade 2
**Momentum**

| | |
|---|---|
| K0C | Ash |
| K0D | Fog |
| K0E | Spa |
| K0F | Wheat |

### Metallation — Grade 2

| | |
|---|---|
| SL5 | 18 Karat |
| SR4 | Polished Pewter |
| SQ6 | Welded Steel |
| SJ3 | Etched Bronze |
| SP8 | Chrome |
| SM3 | Dark Annealed |
| SS2 | Wrought Iron |
| SN1 | Fired Titanium |
| ST0 | Stove Pipe |

### Overture — Grade 2
**Momentum**

| | |
|---|---|
| B35 | Bisque |
| B36 | Chiffon |
| B4T | Heatherglen |
| B4U | Rose Tan |
| BXU | Red |
| BXV | Sunshine |
| BXW | Cobalt |
| BXX | Chocolate |

Fabric patterns noted with ⓔ are available in Trendway's Express program.

## Panel Fabrics

### Pact — Grade 2
**Momentum**

| | |
|---|---|
| BM5 | Aloe |
| BM6 | Azure |
| BM7 | Calla |
| BM8 | Coastal |
| BM9 | Delft |
| BMA | Dove |
| BMC | Dragon |
| BMD | Eureka |
| BME | Fern |
| BMF | Harbor |
| BMG | Lily |
| BMH | Lime |
| BMJ | Midnight |
| BMK | Nectar |
| BMM | Patina |
| BMN | Putty |
| BMP | Roast |
| BMR | Roma |
| BMT | Rubine |
| BMU | Sketch |
| BMV | Tanzanite |
| BMW | Taupe |
| BMX | Toasty |

### Sprite — Grade 2
**Guilford Of Maine**

| | |
|---|---|
| BU7 | Butter |
| BU8 | Harvest |
| BU9 | Khaki |
| BUA | Kiwi |
| BUB | Linen |
| BUC | Powder |
| BUD | Sherbet |
| BUE | Sky |
| BUF | Snow |

### Strata — Grade 2
**Guilford of Maine**

| | |
|---|---|
| BY6 | Linen |
| BY7 | Straw |
| BY8 | Sand |
| BY9 | Latte |
| BYA | Cloud |
| BYC | Sky |
| BYD | Cement |
| BYE | Sea |

### Tabby Weave — Grade 2

| | |
|---|---|
| ⓔ 150 | Wedgewood |
| ⓔ 175 | Crystal Blue |
| ⓔ 380 | Quartz |
| ⓔ 390 | Rose Quartz |
| ⓔ 400 | Cherry Neutral |
| ⓔ 401 | Blue Neutral |
| ⓔ 404 | Apricot Neutral |
| ⓔ QL2 | Blue Spruce |
| ⓔ QM0 | Sienna |
| ⓔ QN9 | Blue Plum |
| ⓔ QP5 | Bone |
| ⓔ QQ3 | Cement Mix |
| ⓔ QR1 | Light Moss |
| ⓔ QS0 | Lake |
| ⓔ QT8 | Stream |
| ⓔ QV0 | Desert Sand |
| ⓔ 238 | Grey Mix |
| ⓔ 423 | Pumice |
| ⓔ BV2 | Silver Papier |
| ⓔ K96 | Black |
| ⓔ K97 | Coin |
| ⓔ K98 | Flannel |
| ⓔ K99 | Medium Grey |

### Tenor — Grade 2
**Momentum**

| | |
|---|---|
| B0R | Bisque |
| B0T | Champagne |
| B0U | Chiffon |
| B0V | Desert View |
| B0W | Driftwood |
| B0X | Heatherglen |
| B0Y | Mysteria |
| B30 | Rose Tan |

### Verse — Grade 2
**Momentum**

| | |
|---|---|
| B31 | Field |
| B32 | Pyrite |
| B33 | Sandhurst |
| B34 | Twilight |

### Anchorage — Grade 3
**Guilford Of Maine**

| | |
|---|---|
| ⓔ AQ1 | Vanilla |
| ⓔ AQ2 | Green Olive |
| ⓔ AQ3 | Eucalyptus |
| ⓔ AQ4 | Cumin |
| ⓔ AQ8 | Birch |
| ⓔ AQ9 | Goose |
| ⓔ AR0 | Asteroid |
| ⓔ AQ5 | Slate |
| ⓔ AQ6 | Quarry Blue |
| ⓔ AQ7 | Deep Water |
| ⓔ AR1 | Angora |
| ⓔ AR2 | Henna |
| ⓔ AR3 | Fossil |
| ⓔ B9P | Straw |
| ⓔ BF1 | Sunshine |
| ⓔ BF2 | Pumpkin |
| ⓔ BF3 | Geranium |
| ⓔ BF4 | Aubergine |
| ⓔ BF5 | Mulberry |
| ⓔ BF6 | Poppy |
| ⓔ BF7 | Amber |
| ⓔ BF8 | Goldenrod |
| ⓔ BF9 | Cobalt |
| ⓔ BFA | Lapis |
| ⓔ BFC | Thistle |
| ⓔ BFD | Midnight |
| ⓔ BFE | Sea |
| ⓔ BFF | Green Apple |
| ⓔ BFG | Willow |
| ⓔ BFH | Pine Needle |
| ⓔ BFJ | Wolf |
| ⓔ BFK | Coffee Bean |
| ⓔ BFM | Graphite |
| ⓔ BFN | Red Delicious |
| ⓔ GEB | Onyx |
| ⓔ BXN | Magenta |
| ⓔ BXP | Waterfall |

### Coastline — Grade 3
**Guilford Of Maine**

| | |
|---|---|
| WA7 | Bluff |
| W26 | Sand |
| W85 | Vapor |
| AR4 | Sunset |
| AR5 | Seal |
| AR6 | Beachglass |
| K18 | Dove |
| K19 | Limeade |
| K1A | Meringue |

Fabric patterns noted with ⓔ are available in Trendway's Express program.

## Panel Fabrics

### Crosstown — Grade 3
**Guilford Of Maine**

| | |
|---|---|
| ⓔ AP0 | Ray |
| AP2 | Fieldstone |
| AP3 | Sterling |
| AP4 | Stucco |
| AP5 | Waterfront |
| AP6 | Buff |
| AP8 | Chamois |
| AP9 | Cement |
| K17 | Graphite |

### Galleria — Grade 3

| | |
|---|---|
| AP1 | Mortar |
| AQ0 | Mineral |
| AR8 | Gobi |
| S96 | Lacquer |
| SD4 | Laurel |
| SE2 | Blueberry |
| SF0 | Desert Sand |
| SG9 | Wrought Iron |

### Groove — Grade 3
**Guilford Of Maine**

| | |
|---|---|
| VS3 | Froth |
| ⓔ VY8 | Graphite |
| VX0 | Marigold |
| VW1 | Mocha |
| ⓔ VR5 | Rum |
| VV3 | Spring |
| VU5 | Winter |
| K1C | Smoke |

### Phone Tag — Grade 3
**Guilford Of Maine**

| | |
|---|---|
| TK3 | Almond |
| TM0 | Clover |
| TP4 | Sky Dive |
| TF7 | Wheat |

### Snapshot — Grade 3
**Guilford Of Maine**

| | |
|---|---|
| ⓔ TY3 | Froth |
| TT7 | Pistachio |
| ⓔ TZ1 | Rum |
| VB9 | Steel |

### Province — Grade 3

| | |
|---|---|
| BF0 | Horizon |
| BG9 | Vicuna |
| BH7 | Sterling |
| BJ3 | Streamline |
| BL5 | Canyon |
| BM3 | Ice |
| BN1 | Field |
| BP8 | Verbena |
| BQ6 | Napoleon |
| BR4 | Nocturne |
| BS2 | Redwood |
| BE2 | Cleo |

### Auster — Grade 3
**Guilford Of Maine**

| | |
|---|---|
| B6N | Pebble |
| B6P | Platinum |
| B6R | Silverdust |
| B6U | Storm |

### Block Party — Grade 3
**Guilford Of Maine**

| | |
|---|---|
| B70 | Alabaster |
| B71 | Canyon |
| B72 | Isle |
| B73 | Oasis |
| B74 | Pebble |

### Drift — Grade 3
**Guilford Of Maine**

| | |
|---|---|
| B89 | Alabaster |
| B8C | Graphite |
| B8D | Mocha |
| B8E | Pebble |
| B8F | Slate |
| B8G | Sprout |
| B8H | Storm |

Fabric patterns noted with ⓔ are available in Trendway's Express program.

## Standard Systems Finishes

Trendway standard paints include smooth and textured styles in our five trim colors.

### Systems Paints and Trim

| | |
|---|---|
| ⓔ G | Gray |
| ⓔ TG | Textured Gray |
| ⓔ J | Stucco |
| ⓔ TJ | Textured Stucco |
| ⓔ K | Charcoal |
| ⓔ TK | Textured Charcoal |
| ⓔ P | Pebble |
| ⓔ TP | Textured Pebble |
| ⓔ Y | Sand |
| ⓔ TY | Textured Sand |
| ⓔ L | Light Gray |
| ⓔ TL | Textured Light Gray |
| ⓔ DW | Designer White |
| ⓔ TDW | Textured Designer White |

### Glazed Panels

**Plexiglass**

| | |
|---|---|
| 01 | Clear |
| 02 | Bronze Tinted |
| E3A | *Frosted |

***Tempered Glass**

| | |
|---|---|
| 03 | Clear |
| 04 | Bronze Tinted |
| 05 | Frosted |

**Ecoresin**

The color options are semi-transparent with (or without) patterns.

### *Standard 3form Color Options

| | |
|---|---|
| E01 | Solo Supermatte Ecoresin |
| E02 | Solo Aqua Supermatte Ecoresin |
| E03 | Spider Ecoresin |

*Note: These options are offered at an upcharge. Please refer to a specific item in your price list to determine the amount of upcharge.

### Panel Vinyls

| | |
|---|---|
| V38 | Textured Gray |
| V39 | Textured Charcoal |
| V41 | Textured Pebble |
| V48 | Textured Sand |
| V49 | Textured Stucco |
| V51 | Textured Light Gray |
| V52 | Designer White |
| V53 | Textured Platinum |

Note: Panel vinyls only available on Choices VP Panels, TrendWall and Doors.

## Premium Systems Finishes

**Premium finishes are offered at a modest upcharge.** Please refer to a specific item in your price list to determine the amount of upcharge. Textured metallic colors display a matte texture with metallic highlights. They coordinate with standard Trendway trim colors (indicated by the second letter in the code).

### Textured Metallic Paint

| | |
|---|---|
| ⓔ FG | Gray Frost |
| ⓔ FJ | Stucco Frost |
| ⓔ FK | Charcoal Frost |
| ⓔ FP | Pebble Frost |
| ⓔ FY | Sand Frost |
| ⓔ FL | Light Gray Frost |
| ⓔ FDW | Designer White Frost |

### Smooth Metallic Paint

| | |
|---|---|
| ⓔ PA | Platinum |

### Wood Veneer

| | | | |
|---|---|---|---|
| A | Oak | M4 | Beigewood |
| F | Mahogany | M5 | Brazilwood |
| I | Maple | M7 | Chocolate Pear |
| R | Cherry | M8 | Empire Mahogany |
| M1 | Fonthill Pear | M9 | Wild Cherry |
| M2 | Fusion Maple | | |
| M3 | New Age Oak | | |

Note: Extended lead times apply to wood veneers.

## Edge Detail

### Vinyl Edge Band

| | |
|---|---|
| ⓔ G | Gray |
| ⓔ J | Stucco |
| ⓔ K | Charcoal |
| ⓔ L | Light Gray |
| ⓔ P | Pebble |
| ⓔ Y | Sand |
| ⓔ E1 | Designer White |
| E2 | Slate Grey |
| ⓔ PA | Platinum |

### Wood Grain Vinyl Edge Band

| | |
|---|---|
| ⓔ W3 | Fonthill Pear |
| ⓔ W4 | Chocolate Pear |
| ⓔ W5 | Fusion Maple |
| ⓔ W6 | Wild Cherry |
| ⓔ W7 | Empire Mahogany |
| W8 | Beigewood |
| W9 | New Age Oak |
| WC | Windswept |
| WE | Brazilwood |
| WO | Cannella Rustik |
| WA | Carmelo Mist |
| WR | Drift Loud |
| WT | White Zebrine |

Note: Wood Grain Vinyl Edge Band only available on Choices Systems and Choices Desking and Tables products.

Fabric patterns noted with ⓔ are available in Trendway's Express program.

## High Pressure Laminates

### Standard Program

**Solid**

**Wilsonart — Grade 1**

| | |
|---|---|
| ⓔ 520 | Gray |
| ⓔ 573 | Light Gray |
| ⓔ 583 | Charcoal |
| ⓔ J11 | Stucco |
| ⓔ J20 | Sand |
| J08 | Slate Grey |
| J0C | Designer White |

**Pattern**

| | |
|---|---|
| 551 | Stipple Graphite |
| 553 | Stipple Gray |
| JL6 | Green Tigris |
| JM4 | Evening Tigris |
| ⓔ JN2 | Grey Tigris |
| ⓔ J09 | White Tigris |
| ⓔ JP9 | Natural Tigris |
| J19 | Windswept |

**Wood Grain**

| | |
|---|---|
| ⓔ J28 | Fonthill Pear |
| ⓔ J25 | Fusion Maple |
| J0G | Beigewood |
| J1J | New Age Oak |
| J1M | Brighton Walnut 38 |
| ⓔ J2A | Empire Mahogany 38 |
| ⓔ J0A | Chocolate Pear |
| J0D | Brazilwood |
| ⓔ J1R | Wild Cherry |

### Surface Trends Program

**Solid**

**Wilsonart — Grade 1**

| | |
|---|---|
| J04 | Shadow |

**Pattern**

**Wilsonart — Grade 1**

| | |
|---|---|
| J12 | Silicon Evolv |
| J13 | Titanium Evolv |
| J14 | Nickel Evolv |
| J15 | Carbon Evolv |
| J16 | Tungsten Evolv |
| J17 | Windswept Bronze |
| J18 | Windswept Pewter |
| J32 | Pewter Brush |
| J33 | Antique Brush |
| ⓔ J1A | Canyon Zephyr |
| ⓔ J1B | Misted Zephyr |
| ⓔ J1C | Loden Zephyr |
| ⓔ J1D | Desert Zephyr |
| J1E | Twilight Zephyr |
| ⓔ J1N | Navy Legacy |
| J1P | Cloud Nebula |

**Wood Grain**

**Stevens Industries — Grade 3**
**Artika Finish**

| | |
|---|---|
| JA1 | Cannella Rustik |
| JA2 | Carmelo Mist |
| JA3 | Drift Loud |
| JA4 | White Zebrine |

**Pattern**

**Nevamar — Grade 1**

| | |
|---|---|
| J3U | Easy Elegance |
| J3V | Calm Distinction |
| J3W | Cool Chic |
| J40 | VOUS Fawn |
| J42 | VOUS Serene |
| J43 | VOUS Metal |
| J44 | VOUS Tempest |
| J46 | Stipple Straw |
| JF1 | Stipple Birch |
| K15 | Kopi Susu |
| K16 | Stipple Storm (Storm Gray Matrix) |
| K17 | Regency Mahogany |
| K18 | Wrought Iron |
| K19 | Yunnan |

**Wood Grain**

**Nevamar — Grade 1**

| | |
|---|---|
| J45 | Illustrious Maple |
| J47 | Legendary Teak |
| J48 | Luminary Teak |
| J49 | Recon Oak |
| JD5 | Crown Cherry |

**Pattern**

**Pionite — Grade 1**

| | |
|---|---|
| J3B | Taupe Serenity |
| J3E | Vanilla Fiber |
| J3F | Wheat Fiber |
| J3G | Negotiating in Geneva |
| J3H | Cavalcade South |
| J3J | Travelin Light |
| J3K | Gold Pannin |
| J3M | Cubicle Papel |
| J3N | Olive Serenity |
| J3P | Groundswell |
| J3R | Passin Thru |

**Wood Grain**

**Pionite — Grade 1**

| | |
|---|---|
| J3T | Spice Walnut |
| J39 | Looks Likatre |
| J3A | Leave Likatre |
| J3C | Seems Likatre |
| J3D | Appears Likatre |

**Wilsonart Extended Colors Program**

Trendway has graded in a large selection of Wilsonart colors in Grade 1 and Grade 2 HPL Laminates. Extended lead times may apply. See the Surface Materials section of Trendealer for the current selection.

Fabric patterns noted with ⓔ are available in Trendway's Express program.

**Choices Keying Order Form**
This form can be used as a worksheet or an order form to determine what key alike Choices Core/Key Sets are needed for key-alike Choices filing and storage, Choices locks on Choices and Contrada flipper units and for additional Choices Lock Keys, Core Keys and Master Keys*. It is also used to specify special tagging instructions to designate installation locations, which is offered free of charge.

The information on this form can either be entered in Trendway's design software, or through Trendway On-line Order Entry on Trendealer.com using the catalog numbers listed below or it can be used as an order form and faxed to Trendway Customer Care.

**Choices Core/Key Set**
The Choices Core/Key Set is needed when the Key Alike Option 'T' is selected, or if a lock needs to be changed out in an existing unit. The Core/Key Set provides the ability to pick the key number for a single storage piece, each individual office or group of offices. Choices Core/Key Sets includes a lock core and 2 lock keys. Additional lock keys are available.

**Choices Core Installation/Removal Key**
Pack Core Installation/Removal Key is needed to install Core/Key Sets and to remove or replace existing Pack lock cores.

***Choices Master Key**
Choices Master Key is used to open any Choices style lock. Master keys are sent out separately from the product order. Request for Master keys must be made on the end users letterhead and faxed to Trendway Customer Care at 1-800-893-8212. Orders are shipped within 24-hours of receipt.

Trendway

Trendway Corporation
13467 Quincy St. Holland MI 49424
Phone: (800) 968-5344 Fax: (616) 399-0668
www.trendway.com

## Choices Keying Order Form

Customer P.O. Number _____ Trendway Order Number _____

Ship To address if different from P.O. _____

**Choices Core/Key Set – LCAK** (Choices Lock Cores are Black in color)

| Qty. | List Price $9 | Key Number M101-M200 | Key—Alike Special Tagging Instructions | | |
|---|---|---|---|---|---|
| | | | Floor | Office | |
| | | | | | |
| 2 | $18 | 0 | 3 | 5 | John's Offce |
| 6 | $54 | 0 | 2 | | Offices 201, 252 |
| | | | | | |
| | | | | | |
| | | | | | |
| | | | | | |
| | | | | | |
| | | | | | |
| | | | | | |
| | | | | | |
| | | | | | |
| | | | | | |

SAMPLE

**Additional Choices Lock Key(s) – LKS**

| Qty. | List Price $4 | Key Number M101-M200 | Key—Alike Special Tagging Instructions | | |
|---|---|---|---|---|---|
| | | | Floor | Office | |
| 1 | $4 | M101 | | | |
| | | | | | |
| | | | | | |
| | | | | | |
| | | | | | |

**Additional Choices Core Installation/Removal Key(s) - CRK**

| Qty. | List Price $4 | |
|---|---|---|
| 3 | $12 | |

**Choices Master Key(s)**
Choices Master Keys are used to open any Choices style lock. Master keys are sent separately from the product order. Requests for Master keys must be made on the end-user's letterhead and faxed to Trendway Customer Care at 1-800-893-8121. Orders are shipped within 24 hours of receipt.

Trendway®

Trendway Corporation
13467 Quincy St. Holland MI 49424
Phone: (800) 968-5344 Fax: (616) 399-0668
www.trendway.com

# Choices Keying Order Form

Customer P.O. Number _____ Trendway Order Number _____

Ship To address if different from P.O. _____

_____

## Choices Core/Key Set – LCAK (Choices Lock Cores are Black in color)

| Qty. | List Price $9 | Key Number M101-M200 | Key—Alike Special Tagging Instructions | | |
|---|---|---|---|---|---|
| | | | Floor | Office | |
| | | | | | |
| | | | | | |
| | | | | | |
| | | | | | |
| | | | | | |
| | | | | | |
| | | | | | |
| | | | | | |
| | | | | | |
| | | | | | |
| | | | | | |
| | | | | | |
| | | | | | |
| | | | | | |

## Additional Choices Lock Key(s) – LKS

| Qty. | List Price $4 | Key Number M101-M200 | Key—Alike Special Tagging Instructions | | |
|---|---|---|---|---|---|
| | | | Floor | Office | |
| | | | | | |
| | | | | | |
| | | | | | |
| | | | | | |
| | | | | | |

## Additional Choices Core Installation/Removal Key(s) - CRK

| Qty. | List Price $4 | |
|---|---|---|
| | | |

## Choices Master Key(s)

Choices Master Keys are used to open any Choices style lock. Master keys are sent separately from the product order. Requests for Master keys must be made on the end-user's letterhead and faxed to Trendway Customer Care at 1-800-893-8121. Orders are shipped within 24 hours of receipt.

**Choices Core/Key Set**
The Choices Core/Key Set must be ordered when the Key-Alike Lock option is chosen to replace the "disposable" core that ships with Choices filing units in order for these units to lock. This set can also be ordered to replace an existing Choices Core/Key Set. The set includes a Choices lock core and 2 lock keys.

**Choices Core Installation/Removal Key**
Choices Core Installation/Removal Key is needed to install or remove Choices Cores in Choices filing units.

**Choices Keys**
Replacement Choices Keys are available for order.



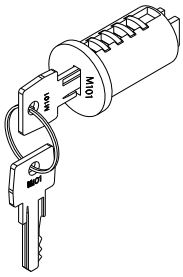

## Choices Core/ Key Sets

| | List Price | Catalog Number | Key Number |
|---|---|---|---|
| | $9 | LCAK | M101-M200 |

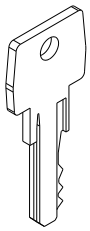

## Choices Core Installation/Removal Key

| | List Price | Catalog Number | |
|---|---|---|---|
| | $4 | CRK | |

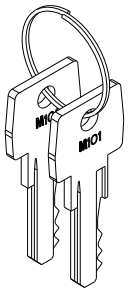

## Choices Lock Keys

| | List Price | Catalog Number | Key Number |
|---|---|---|---|
| | $4 | LKS | M101-M200 |
| **Build your complete Part Number here:** | | _ _ _ _ _ | _ _ _ |

| | | |
|---|---|---|
| **Sample Part Number:** | LKS _ _ _ | M102 _ _ _ |
| **Total Cost** $4 | $4 + | N/C |

This form can be used as a worksheet or an order form to determine what key alike Pack Core/Key Sets are needed for key-alike Pack filing and storage, Pack locks on Choices and Contrada flipper units and for additional Pack Lock Keys, Core Keys and Master Keys*. It is also used to specify special tagging instructions to designate installation locations, which is offered free of charge.

The information on this form can either be entered in Trendway's design software, or through Trendway On-line Order Entry on Trendealer.com using the catalog numbers listed below or it can be used as an order form and faxed toTrendway Customer Care.

**Pack Core/Key Set**
The Pack Core/Key Set is needed when the Key Alike Option 'T' is selected, or if a lock needs to be changed out in an existing unit. The Core/Key Set provides the ability to pick the key number for a single storage piece, each individual office or group of offices. Pack Core/ Key Sets includes a lock core and 2 lock keys. Additional lock keys are available.

**Pack Core Installation/Removal Key**
Pack Core Installation/Removal Key is needed to install Core/Key Sets and to remove or replace existing Pack lock cores.

***Pack Master Key**
Pack Master Key is used to open any Pack style lock. Master keys are sent out separately from the product order. Request for Master keys must be made on the end users letterhead and faxed to Trendway Customer Care at 1-800-893-8212. Orders are shipped within 24-hours of receipt.

Trendway

Trendway Corporation
13467 Quincy St. Holland MI 49424
Phone: (800) 968-5344 Fax: (616) 399-0668
www.trendway.com

## Pack Keying Order Form

Customer P.O. Number _____ Trendway Order Number _____

Ship To address if different from P.O. _____

_____

**Pack Core/Key Set – PLCAK** (Pack Lock Cores are Silver in color)

| Qty. | List Price $13 | Key Number S101-S200 | Key—Alike Special Tagging Instructions | | |
|---|---|---|---|---|---|
| | | | Floor | Office | |
| | | | | | |
| 2 | $26 | 0 | 3 | 5 | John's Office |
| 6 | $78 | 0 | 2 | | Offices 201, 252 |
| | | | | | |
| | | | | | |
| | | | | | |
| | | | | | |
| | | | | | |
| | | | | | |
| | | | | | |
| | | | | | |
| | | | | | |
| | | | | | |
| | | | | | |

**Additional Pack Lock Key(s) – PLKS**

| Qty. | List Price $8 | Key Number S101-S200 | Key—Alike Special Tagging Instructions | | |
|---|---|---|---|---|---|
| | | | Floor | Office | |
| 1 | $8 | S101 | | | |
| | | | | | |
| | | | | | |
| | | | | | |
| | | | | | |

**Additional Pack Core Installation/Removal Key(s) - CRK**

| Qty. | List Price $4 | |
|---|---|---|
| 3 | $12 | |

**Pack Master Key(s)**
Pack Master Keys are used to open any Pack style lock. Master keys are sent separately from the product order. Requests for Master keys must be made on the end-user's letterhead and faxed to Trendway Customer Care at 1-800-893-8121. Orders are shipped within 24 hours of receipt.

Trendway

Trendway Corporation
13467 Quincy St. Holland MI 49424
Phone: (800) 968-5344 Fax: (616) 399-0668
www.trendway.com

# Pack Keying Order Form

Customer P.O. Number_____ Trendway Order Number _____

Ship To address if different from P.O. _____

_____

## Pack Core/Key Set – PLCAK (Pack Lock Cores are Silver in color)

| Qty. | List Price $13 | Key Number S101-S200 | Key—Alike Special Tagging Instructions | | |
|---|---|---|---|---|---|
| | | | Floor | Office | |
| | | | | | |
| | | | | | |
| | | | | | |
| | | | | | |
| | | | | | |
| | | | | | |
| | | | | | |
| | | | | | |
| | | | | | |
| | | | | | |
| | | | | | |
| | | | | | |
| | | | | | |
| | | | | | |

## Additional Pack Lock Key(s) – PLKS

| Qty. | List Price $8 | Key Number S101-S200 | Key—Alike Special Tagging Instructions | | |
|---|---|---|---|---|---|
| | | | Floor | Office | |
| | | | | | |
| | | | | | |
| | | | | | |
| | | | | | |
| | | | | | |

## Additional Pack Core Installation/Removal Key(s) - CRK

| Qty. | List Price $4 | |
|---|---|---|
| | | |

## Pack Master Key(s)

Pack Master Keys are used to open any Pack style lock. Master keys are sent separately from the product order. Requests for Master keys must be made on the end-user's letterhead and faxed to Trendway Customer Care at 1-800-893-8121. Orders are shipped within 24 hours of receipt.

**Pack Core/Key Set**
The Pack Core/Key Set must be ordered when the Key-Alike lock option is chosen to replace the "disposable" core that ships with Pack filing units in order for these units to lock. This set can also be ordered to replace an existing Pack Core/Key Set. The set includes a Pack lock core and 2 lock keys.

**Pack Core Installation/Removal Key**
The Pack Core Installation/Removal Key is needed to install or remove Pack Cores in Pack filing units or in Pack Locks for Choices and Contrada Flipper Units (PKCHFLA and PKCTAFLA).

**Pack Keys**
Replacement Pack keys are available for order.

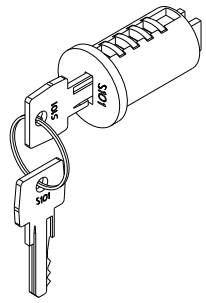

## Pack Core/ Key Sets

| | List Price | Catalog Number | Key Number |
|---|---|---|---|
| | $13 | PLCAK | S101-S200 |

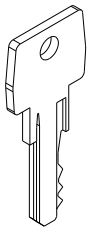

## Pack Core Installation/Removal Key

| | List Price | Catalog Number | |
|---|---|---|---|
| | $4 | CRK | |

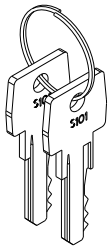

## Pack Lock Keys

| | List Price | Catalog Number | Key Number |
|---|---|---|---|
| | $8 | PLKS | S101-S200 |
| **Build your complete Part Number here:** | | _ _ _ _ _ | _ |

| | | |
|---|---|---|
| **Sample Part Number:** | PLKS _ _ _ _ _ | _ |

| | | | |
|---|---|---|---|
| **Total Cost** $8 = | $8 | + | N/C |

**Pack Locks for Choices Flipper Units**
A Pack Lock is used to replace the entire lock assembly on a Choices Flipper Unit. This will allow the lock core and bezel to have a silver color to match the Pack Filing and Storage lock.

There are two lock options to choose from, **randomly keyed** (option "**R**") or **key-alike** (option "**T**"). When the randomly keyed option "R" is chosen, the lock will be assembled with a randomly numbered core and key.

When the key-alike option "T" is chosen, the lock will be assembled with a plastic "disposable" core.

The "disposable" core must be field replaced with a Pack Core/Key Set in order for the filing unit to lock. The Core/Key Set (PLCAK) must be ordered separately or by using the Keying Order Form.

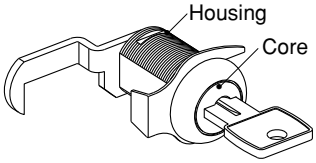


Randomly Keyed

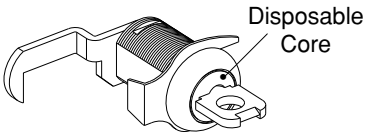


Key-Alike

## Pack Lock for FSU, VFSU, FD, FRF, FRFF, FRFV, CU, CUF, LOCSFDU, LOCSDHD Flipper Units, and FDC Flipper Door Conversion Kits

| | List Price | Catalog Number | Lock | Door Type |
|---|---|---|---|---|
| | $29 | **PKCHFLA** | **R**<br>**No Cost**<br>**Random**<br><br>***T**<br>**Deduct**<br>**- $13**<br>Key-Alike<br><br>*Note:<br>Be sure to order Core/ Key Sets (PLCAK) separately | **PF**<br>**No Cost**<br>Painted or Fabric Door<br><br>**VF**<br>**No Cost**<br>Veneer Door |
| **Build your complete Part Number here:** | | _ _ _ _ | _ | _ _ |

| | | | |
|---|---|---|---|
| **Sample Part Number:** | **PKCHFLA**<br>_ _ _ _ _ _ | **.R**<br>_ | **.PF**<br>_ _ |
| **Total Cost** $29 = | $29 + | N/C + | N/C |

## *Choices Desking*


*Planning & Ordering Information* 144

*Standard Desks* 150

*Extended Top & Bowed Top Desks* 152

*Corner & Cockpit Corner Desks* 154

*Extended Corner & Extended Cockpit Corner Desks* 157

*Peninsula Desks* 165

*Extended Peninsula Desks* 169

*Peninsula Returns* 172

*Peninsula Modesty* 173

*Standard Returns* 174

*Standard Bridges* 176

*Attachment Hardware* 177

*Electrical Components* 178

*Flipper & Cabinet Units* 179

*Shelf Units* 182

*Flipper Conversion Kits* 183

*Accent Strips, Quarterbacks & Shelf Dividers* 184

*Screens* 186

*Counter Caps* 187

*Post Form* 189

Choices Desking is a complete line of modular furniture designed to be used independently or in conjunction with the Choices Panel Systems. For maximum storage flexibility, Choices Desking provides shell components with separately specified storage components.

**Ordering Information**
For ease in specifying, Trendway's catalog numbering system uses meaningful characters to convey description, surface type, and size. For example. CD2436 represents a Corner Desk, 24" (610)-deep by 36" (762)-wide.

By following the Sample Part Number Example at the bottom of each page, you create a Part Number for each product. This Part Number will match your acknowledgement and packing slip.

**When ordering filing and storage units, list the following:**

1. Quantity (combine same products)
2. Complete Part Number, see Sample Part Number at the bottom of each page for correct number sequence.
3. For ease of reading, place a period between each option number (SD2448.F.P.L.GY.G.JP9.G.JP9.G.G).

**Acknowledgment Defaults:**

- If grommet option is not identified, GN no grommet will be selected.

| | Catalog Number | Modesty Panel | End Supports | | Grommet Option | Grommet Color | Top Color | Edge Color | Top Base Color | Edge Color | Base Trim Color |
|---|---|---|---|---|---|---|---|---|---|---|---|
| **Sample Part Number:** | **SD2448** | **.F** | **.P** | **.L** | **.GY** | **.G** | **.JP9** | **.G** | **.JP9** | **.G** | **.G** |
| **Total Cost** $958 = | $742 + | $107 + | N/C + | $86 + | $23 + | N/C + | N/C + | N/C + | N/C + | N/C + | N/C |

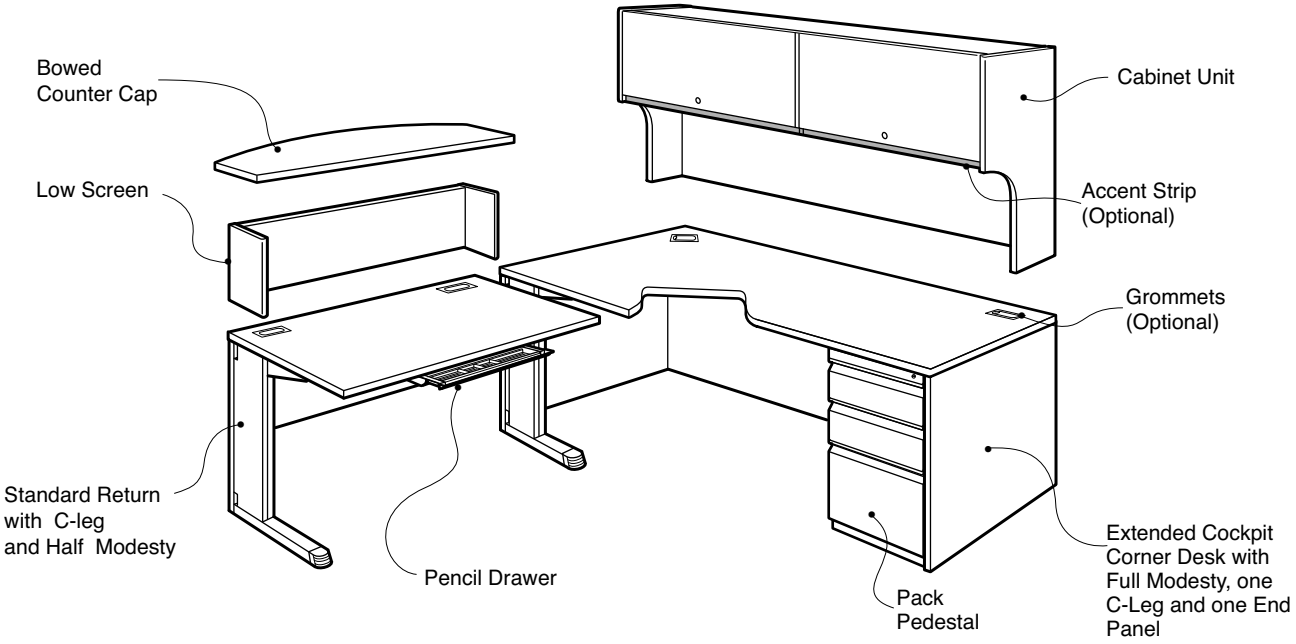

**Standard Features**
Choices Desking and Components

- Freestanding Desks include a 1¼" (32) thick work top surfaced with a high pressure laminate with vinyl edge, and support components.
- End panels are non-handed and can be attached under the left or right side of the work top. C-legs may be used as left, right, or shared supports.
- C-legs are designed with three different foot depths for proper support and clearance in each application. Rectangular desks have a C-leg foot that is 21½" (546)-deep, Corner Desks have a foot depth of 11¾" (298)-deep and Peninsula Desks have C-legs with 7" (178)-deep support feet (Fig. A).

  C-legs provide cable management down each side of the C-leg. A one-piece cover allows easy access to the cables.

**Fig. A**

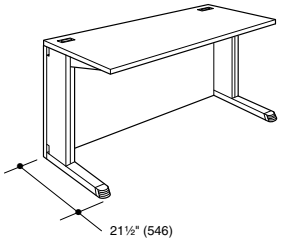


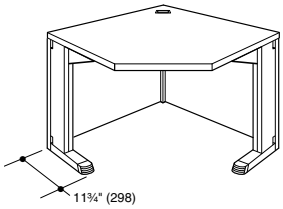


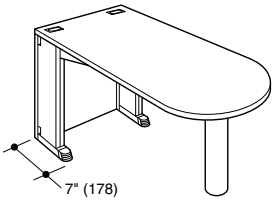


- The Peninsula Desk is supported by a T-Base and a Column Leg. C-Leg supports are available as an option in place of the T-Base. The Peninsula Desk must be attached to a Standard Desk, a Standard Return, or a Standard Bridge for proper stability.

**Fig. B**

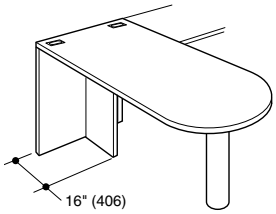


- Bridges and Returns are designed to attach to other Freestanding desks. **Attachment hardware must be ordered separately.**
- Modesty panels are available as full-height or half-height. Half-height modesties provide 17" (432) of space under the modesty for accessing wall outlets. Modesty panels may be positioned with a one-inch space between the work top and the modesty panel to provide cable management.

**Fig. C**

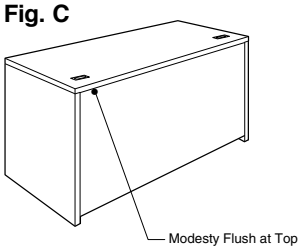


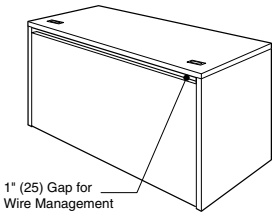


**Overhead Storage Units**
Freestanding Flipper Units and Shelf Units have a ⅝" (16) gap between the back of the shelf and the back of the unit to allow cables to pass through to the work top.

All work tops that accept Freestanding Flipper and Shelf Units have pre-drilled pilot holes on the underside of the work top that serve as a guide for field installation.

**Component Capacities**
Trendway Corporation will not, under any circumstances, guarantee or assume responsibility for loading performance beyond the basic individual component capacities given below.

- Shelf Units: 3 lbs. (1.4kg) per linear inch of usable space.
- Overhead Storage Units: Inside — 3 lbs. (1.4kg) per linear inch.
  Top cover of under storing door unit — 2 lbs. (.9kg) per linear inch of usable space.
- Counter Caps: 3.5 lbs. (1.6kg) per linear inch, uniformly distributed.
- Desks: 5 lbs. (2.3kg) per linear inch, uniformly distributed.
- Center Drawers: 9 lbs. (4.1kg)

**Pedestals and Files Centers**
Any pedestal or file center that is attached to the underside of a work top must have glides adjusted to support the weight of the pedestal or file center.

**WARNING:**
**Failure to observe the recommended practices, such as loading beyond listed capacities, will result in unsafe usage conditions and may result in bodily injury or failure of other components.**

**Any modification to Trendway product will change the criteria referenced above. Trendway will not be responsible for product warranty if modifications are made to the product or if the capacities referenced are exceeded.**

**Finishes**
All freestanding units have a high-pressure laminate top with vinyl edge. C-Legs are all color matched in one of Trendway's trim colors.

**Fig. D**

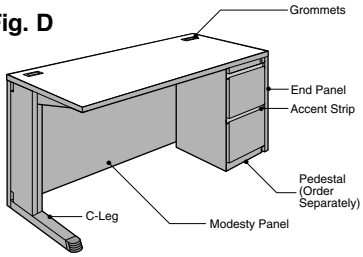


**Glide Adjustment Ranges:**

- C-Legs ½" (13)
- End Panels 1" (25)
- T-Bases 1" (25)
- Support Columns 4" (102)
  work surface height range
  27¾" (705) to 31¾" (806)
- Straight Legs 3¾" (95)
  work surface height range
  27¾" (705) to 31½" (800)

**Specifications**
All dimensions listed are nominal unless otherwise noted.

**Special Products**
Please contact Trendway Custom Solutions 1-800-893-8117 for product availability and pricing on non-standard products.

**Desking Components Planning**
These planning guidelines provide instructions for safely configuring freestanding product applications. The following diagrams illustrate the proper use of supporting elements, connecting hardware, and overhead components.

**C-Leg Supports**
- In many applications, C-Legs can be shared between desk modules, thus serving as both the supporting and connecting hardware.

**Fig. E**

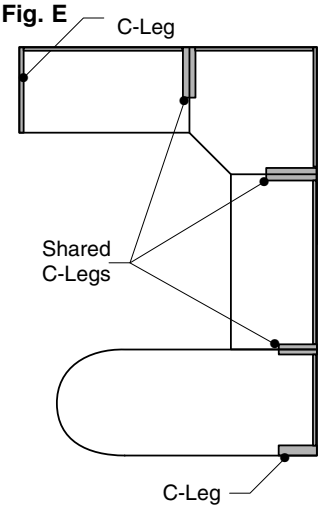


- Return Attachment Kits (RAK) are designed to be used when attaching Returns and Bridges to Freestanding Desks that are supported by End Panels or T-Bases (Fig. F).

**Fig. F**

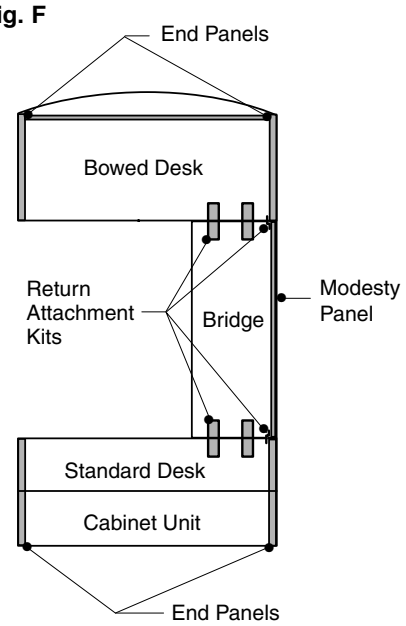


- Where a Standard Return or Bridge connects to the front of the Freestanding Desk, Return Attachment Kits (RAK) must be specified (specify two kits for a bridge).

**T-Base Supports**
- When a T-Base is used to support the back end of a Peninsula Desk, a Return or Bridge must be attached to the Peninsula for proper stability. This attachment must be made using a Return Attachment Kit (RAK) (Fig. G).

**Fig. G**

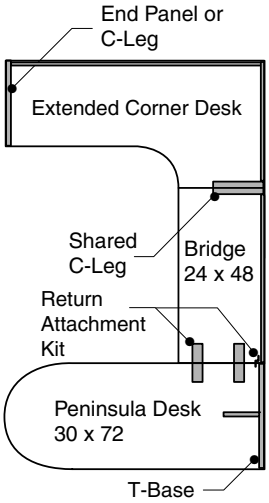


**Flush Support Plates**
- Flush Support Plates (SICSP) are designed to be used with attaching a Peninsula Return to the front edge of a Freestanding Desk (Fig. H).
- **Note:** Flush Support Plates must be ordered separately (see page 193).

**Fig. H**

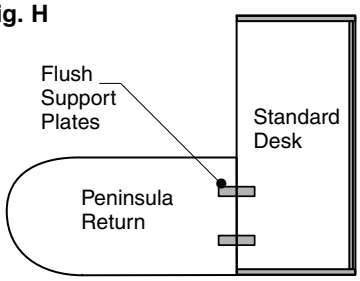


**Freestanding Flipper, Shelf and Screen Placement Guide**
The following illustrations show valid locations for attaching Freestanding Flipper Units, Shelf Units, and Screens to Desk modules. All work tops that can accept Overhead Storage Units and Screens have pre-drilled pilot holes on the underside of the work top that serve as a guide for field installation. The pilot holes are placed to accept Overhead Storage Units and Screens of the same nominal size as the work top.

**Note:** If a Freestanding Flipper or Shelf Unit is placed on a single rectangular desk, it must be backed up against a wall or be connected to a desk to form a 90-degree angle.

**Note: Extended Top Desks, Bowed Desks and Standard Bridges do not accept overhead components.**

**Freestanding Flipper, Shelf and Screen Placement Guide (Cont.)**

**Peninsula Desks**

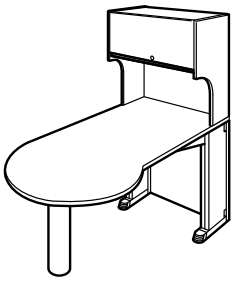

Peninsula Desks accept Freestanding Flipper, Shelf Units or Screens on the end only.

**Corner Desks**

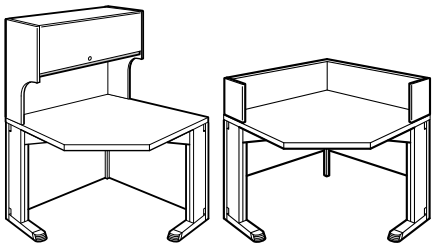

Corner Desks accept Freestanding Flipper, Shelf Units, Screens, or Corner Screens on the end only.

**Extended Corner Desks**

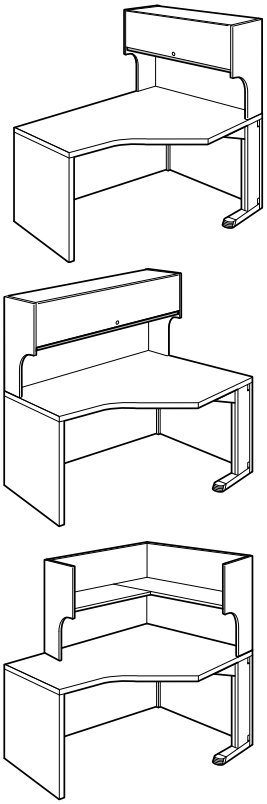

Extended Corner Desks accept Freestanding Flipper, Shelf Units, Screens, or Corner Screens on either side.

### Post-Formed Desking Planning Guidelines

These guidelines are for the Post-Formed Desking Components on pages 211-216. These rules must be followed in addition to the Desking Components Planning Guidelines on the previous pages.

### Cabinet Units

If a Cabinet Unit crosses a seam (Fig. I) the 90-degree Stabilizer Bracket must be used along with either the Cantilever Bracket or Flush Support Plates depending on the existing connections.

**Fig. I**

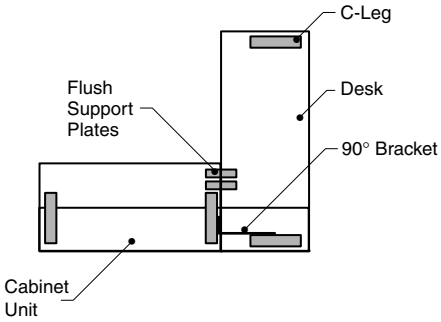


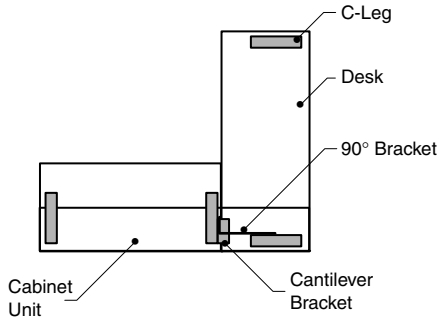


### Integrating Storage into Choices Desking Furniture

Choices Desking provides shell components with separately specified storage units to maximize storage flexibility. Storage components that work within Choices Desking include Pedestals, File Centers, and Center Drawers. Pedestals, File Centers, and Center Drawers are offered in the Filing and Storage price list along with other coordinating filing units.

### Pedestals

Intrinsic, Choices and Pack Pedestals integrate with Desking components. Intrinsic Pedestals are 23" (584)-deep. Choices Pedestals are available in two depths, 22" (559) and 28" (711). Pack Pedestals are available in three depths, 18 7/8" (479), 21 7/8" (556) and 27 7/8" (708). All pedestals are available with two drawer configurations:

### Choices Pedestals

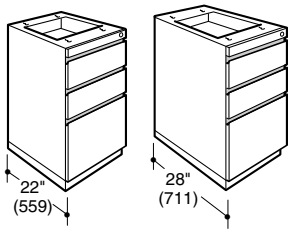


6/6/12 – Two 6" box drawers and one 12" file drawer

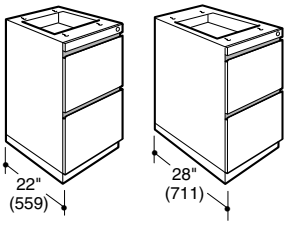


12/12 – Two 12" box drawers

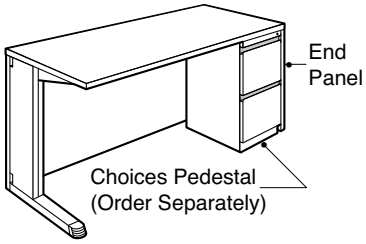


When the 22" (559)-deep Choices Pedestal, 21 7/8" (556)-deep Pack Pedestal or 23" (584)-deep Intrinsic Pedestal is used with a 24" (610)-deep work top, the grommet will be unusable. The same is true when using a 28" (711)-deep Choices Pedestal or 27 7/8" (708) Pack Pedestal with a 30" (762)-deep work top. On a 30" (762)-deep work top, use an 18 7/8" (479), 22" (559)- or 23" (584)-deep pedestal if grommet access is needed.

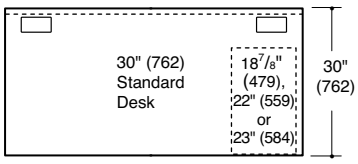


### File Centers

Choices Floor-Supported File Centers are intended for use under work tops. They aesthetically align with the Choices Floor-Supported Pedestals with matching drawer fronts and base details.

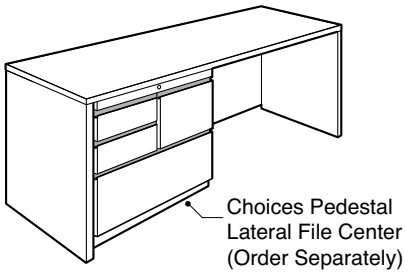


### Center Drawers

The Pencil Drawer and the Center Drawer mount beneath any work top.

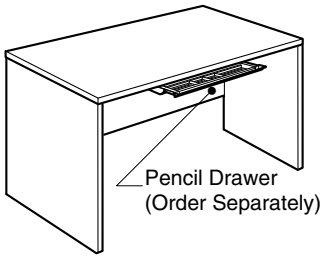

**Grommets**
Grommets are available as an option on most desk units. They are not available on Extended Top or Bowed Top Desks. Grommets are available in Trendway trim colors. The following drawings show standard grommet locations. Other grommet locations may be available as a special order. Contact your Customer Care representative for more information.

**Note:** Grommets are not available on Extended Desks or Bowed Desks.

**Note:** When the 22" (559)-deep Choices Pedestal is used with a 24" (607)-deep work top, the grommet will be unusable. The same is true when using a 28" (711)-deep Choices Pedestal with a 30" (762) work top, specify a 22" or 23" (559 or 584)-deep pedestal if grommet access is needed.

**Standard Grommet Locations**

Grommet Dimensions

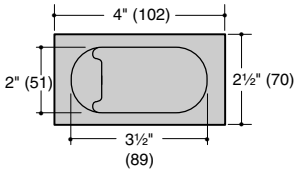


30" (762) Standard Desks with Full Modest and 22" (559) or 23" (584) depth Pedestal allows access to Grommet.

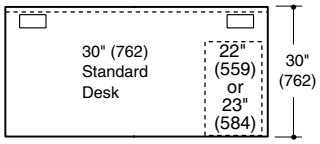


Standard Desks, Returns and Bridges

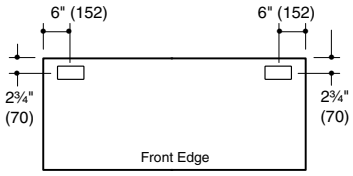


For All Sizes of Rectangular Work Tops

D-Shaped Peninsula Desks

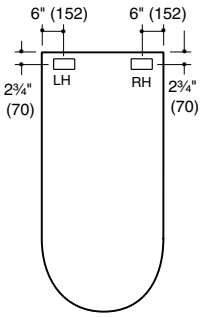


P-Shaped Peninsula Desks

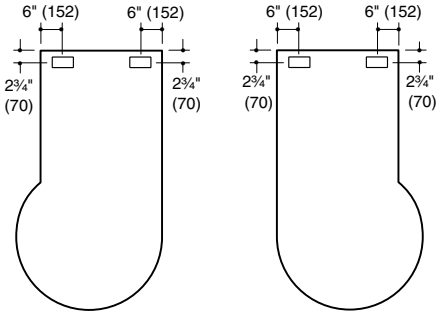


Right-Hand Left-Hand

Extended D-Shaped Peninsula Desks

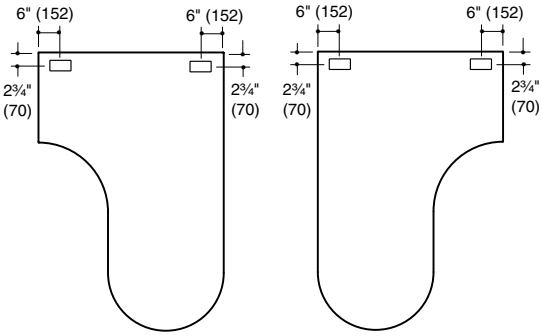


Right-Hand Left-Hand

Corner and Cockpit Corner Desks

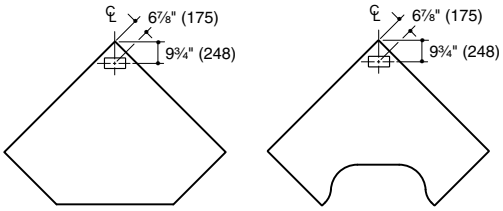


Extended Corner and Extended Cockpit Corner Desks

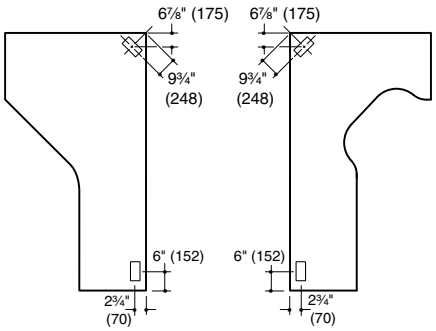


Right-Hand Left-Hand

**Choices Standard Desks**
The Standard Desk has a rectangular, high-pressure laminate top with vinyl edging. Standard features include a Half Modesty and End Panels. Other available options include a Full Modesty, C-Legs, and Grommets. See Grommet information in the planning section for standard grommet locations and ordering guidelines.

The underside of the work top has pre-drilled pilot holes to accept Freestanding Flipper Units, Shelf Units, and Screens. A Placement Guide is located in the planning section.

End Panels are non-handed and can be field installed on either the left or right side.

Modesty Panels can be positioned to provide a one-inch wire management clearance at the top or at the bottom of the modesty.

Pedestals, File Centers, Center Drawers and other Filing and Storage Units are specified separately for maximum flexibility. These units are offered in the Filing and Storage price list.

**Note:** When specifying grommets where Pedestals are being used, please refer to Integrating Storage into Choices Desking Furniture in the planning section for guidelines.

**Choices Standard Desk Configurations**

Half Modesty with End Panels

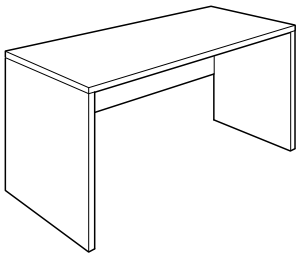

Half Modesty with C-Leg and End Panel

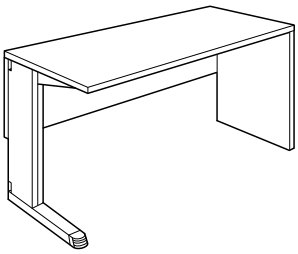

Half Modesty with C-Legs

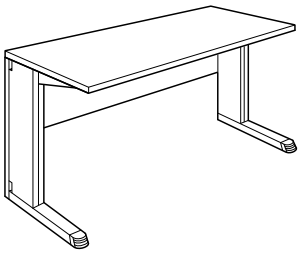

Full Modesty with End Panels

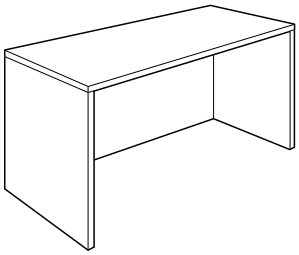

Full Modesty with C-Leg and End Panel

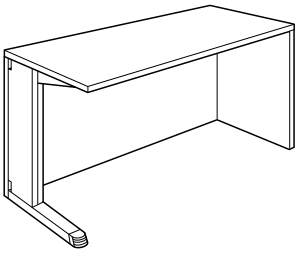

Full Modesty with C-Legs

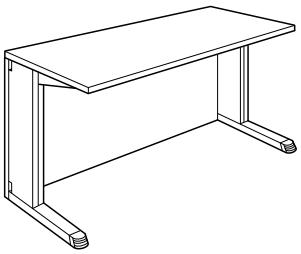

## Choices Standard Desks

| Dimensions Depth | Dimensions Width | List Price Laminate Grade 1 | List Price Laminate Grade 2 | List Price Laminate Grade 3 | Catalog Number | Modesty Panel | End Supports | | Grommet Option | Grommet Color | Top Color | Top Edge Color | Base Color | Base Edge Color | Base Trim Color |
|---|---|---|---|---|---|---|---|---|---|---|---|---|---|---|---|
| 24" (610) | 48" (1219) | $742 | $779 | $ 914 | ⓔ**SD2448** | **H** **No Cost** Half | ⓔ **P** **No Cost** End Panel | ⓔ **P** **No Cost** End Panel | ⓔ **GN** **No Cost** No Grommet Order | ⓔ **Standard Smooth Finish Only** See Surface Materials Page 11 | ⓔ High-Pressure Laminate Color (See Surface Materials Page 12) | ⓔ Edge Detail (See Surface Materials Page 11) | ⓔ Specify for Modesty/ End Panel(s). High-Pressure Laminate Color (See Surface Materials Page 12) | ⓔ Specify for Modesty/ End Panel(s). Edge Detail (See Surface Materials Page 11) | Specify only if C-Leg is selected. **Standard Smooth Finish Only** See Surface Materials Page 11 |
| | 60" (1524) | 814 | 851 | 986 | **SD2460** | ⓔ **F** **+ $107** Full | **L** **+ $86** C-Leg | **L** **+ $86** C-Leg | ⓔ **GY** **+ $23** Two Grommets | | | | | | |
| | 66" (1676) | 918 | 977 | 1193 | **SD2466** | | | | | | | | | | |
| | 72" (1829) | 930 | 989 | 1205 | ⓔ**SD2472** | | | | | | | | | | |
| 30" (762) | 48" (1219) | $814 | $ 837 | $ 924 | **SD3048** | | | | | | | | | | |
| | 60" (1524) | 885 | 932 | 1111 | **SD3060** | | | | | | | | | | |
| | 66" (1676) | 1005 | 1064 | 1280 | **SD3066** | | | | | | | | | | |
| | 72" (1829) | 1019 | 1078 | 1294 | **SD3072** | | | | | | | | | | |
| | **Build your complete Part Number here:** | | | | _ _ _ _ | _ | _ | _ | _ _ | _ | _ _ _ | _ | _ _ _ | _ | _ |

ⓔ notes item is available on Express

| **Sample Part Number:** | **SD3072** _ _ _ _ _ | **.F** _ | **.P** _ | **.P** _ | **.GY** _ _ | **.K** _ | **.553** _ _ _ | **.K** _ | **.533** _ _ _ | **.K** _ | **N/A** _ |
|---|---|---|---|---|---|---|---|---|---|---|---|
| **Total Cost** $1149 = | $1019 + | $107 + | N/C + | N/C + | $23 + | N/C + | N/C + | N/C + | N/C + | N/C + | N/C |

## EXTENDED TOP AND BOWED TOP DESKS

The Extended Top and Bowed Top Desks have high-pressure laminate tops with vinyl edging. Standard features include a Half Modesty and End Panels. Other available options include a Full Modesty and C-Legs.

End Panels are non-handed and can be field installed on either the left or right side.

Modesty Panels can be positioned to provide a one-inch wire management clearance at the top or at the bottom of the modesty.

Pedestals, File Centers, Center Drawers and other Filing and Storage Units are specified separately for maximum flexibility. These units are offered in the Filing and Storage price list.

Note: Grommets are not available on Extended Top and Bowed Top Desks.

Note: Extended Top and Bowed Top Desks do not accept attachment of Freestanding Flipper Units, Shelf Units or Screens.

### Extended Top Desk

The Extended Top Desk has a rectangular top with a guest side that extends 6" (152).

### Bowed Top Desk

The Bowed Top Desk has a bowed top that is curved on the guest side extending 6" (152) at the center.

### Extended Top Desk Configurations

Extended Top Desk with Half Modesty and Ends Panels

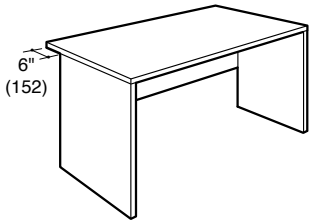


Extended Top Desk with Half Modesty, C-Leg and End Panel

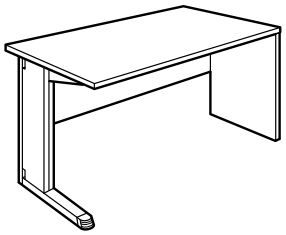

Extended Top Desk with Half Modesty and C-Legs

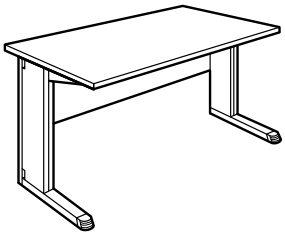

Extended Top Desk with Full Modesty and Ends Panels

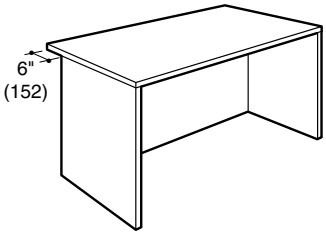


Extended Top Desk with Full Modesty, C-Leg and End Panel

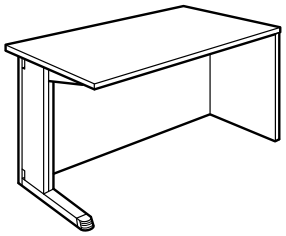

Extended Top Desk with Full Modesty and C-Legs

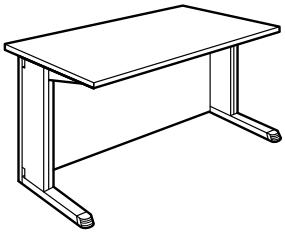

### Bowed Top Desk Configurations

Bowed Top Desk with Half Modesty and Ends Panels

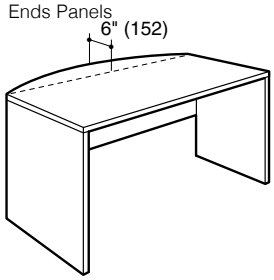


Bowed Top Desk with Half Modesty, C-Leg and End Panel

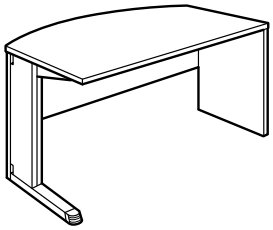

Bowed Top Desk with Half Modesty and C-Legs

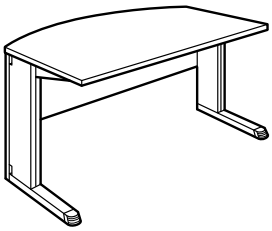

Bowed Top Desk with Full Modesty and Ends Panels

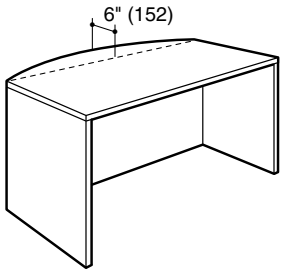


Bowed Top Desk with Half Modesty, C-Leg and End Panel

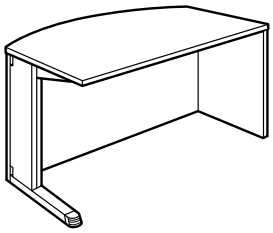

Bowed Top Desk with Full Modesty and C-Legs

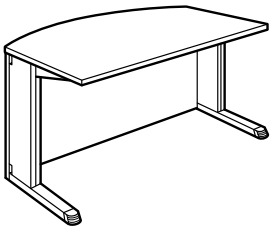

## Extended Top Desks

| Dimensions Depth | Dimensions Width | List Price Laminate Grade 1 | 2 | 3 | Catalog Number | Modesty Panel | End Supports | | Top Color | Top Edge Color | Base Color | Base Edge Color | Trim Color |
|---|---|---|---|---|---|---|---|---|---|---|---|---|---|
| 30" (762) | 60" (1524) | $844 | $918 | $1188 | **ED3060** | **H No Cost** Half | **P No Cost** End Panel | **P No Cost** End Panel | High-Pressure Laminate Color (See Surface Materials Page 12) | Edge Detail (See Surface Materials Page 11) | Specify for Modesty/ End Panel(s). High-Pressure Laminate Color (See Surface Materials Page 12) | Specify for Modesty/ End Panel(s). Edge Detail (See Surface Materials Page 11) | Specify only if C-Leg is selected. **Standard Smooth Finish Only** See Surface Materials Page 11 |
| | 66" (1676) | 958 | 1032 | 1302 | **ED3066** | | | | | | | | |
| | 72" (1829) | 988 | 1062 | 1332 | **ED3072** | | | | | | | | |
| 36" (914) | 60" (1524) | $1105 | $1179 | $1449 | **ED3660** | **F + $107** Full | **L + $86** C-Leg | **L + $86** C-Leg | | | | | |
| | 66" (1676) | 1191 | 1250 | 1466 | **ED3666** | | | | | | | | |
| | 72" (1829) | 1281 | 1355 | 1625 | **ED3672** | | | | | | | | |

## Bowed Top Desks

| Dimensions Depth | Dimensions Width | List Price Laminate Grade 1 | 2 | 3 | Catalog Number |
|---|---|---|---|---|---|
| 36" (914) | 60" (1524) | $1281 | $1355 | $1625 | **BD3660** |
| | 66" (1676) | 1352 | 1448 | 1802 | **BD3666** |
| | 72" (1829) | 1427 | 1523 | 1877 | **BD3672** |

| | | | | | | | | | | |
|---|---|---|---|---|---|---|---|---|---|---|
| **Build your complete Part Number here:** | _ _ _ _ _ | _ | _ | _ | _ _ _ | _ | _ _ _ | _ | _ |

| | | | | | | | | | | |
|---|---|---|---|---|---|---|---|---|---|---|
| **Sample Part Number:** | **ED3660** _ _ _ _ _ | **.F** _ | **.L** _ | **.L** _ | **.JP9** _ _ _ | **.G** _ | _ _ _ | _ | **.G** _ |
| **Total Cost** $1384 = | $1105 + | $107 + | $86 + | $86 + | N/C + | N/C + | + | + | N/C |

## CORNER AND COCKPIT CORNER DESKS

Corner Desks and Cockpit Corner Desks must be attached to a Standard Return (page 180) on both sides to ensure proper stability. The Corner and Cockpit Corner Desk have a high-pressure laminate top. Standard features include a Half Modesty, two C-Legs, and a corner support leg. Other available options include a Full Modesty and grommets. See Grommet information in the planning section for standard grommet locations and ordering guidelines.

The underside of the work top has pre-drilled pilot holes to accept Freestanding Flipper Units, Shelf Units, and Screens. A Placement Guide is located in the planning section.

Modesty Panels can be positioned to provide a one-inch wire management clearance at the top or at the bottom of the modesty.

Note: Center Drawers and Pencil Drawers are available on Corner Desks with front widths greater than 22" (559).

### Corner Desk

The Corner Desk is available with either a Curved or Straight front edge.

### Cockpit Corner Desk

The Cockpit Corner Desk creates a wrap-around effect which provides deeper access into the corner work top. The front opening is 28½" (724)-wide, accommodating most chairs or a keyboard tray.

### Corner Desk Configurations

Corner Desk with Straight Front and Half Modesty

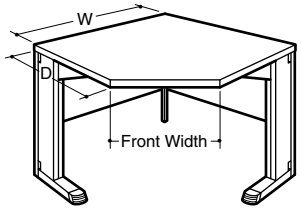


Corner Desk with Curved Front and Half Modesty

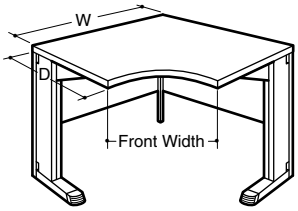


Corner Desk with Straight Front and Full Modesty

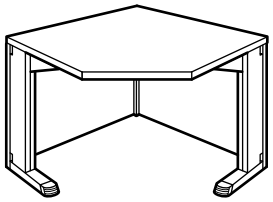

Corner Desk with Curved Front and Full Modesty

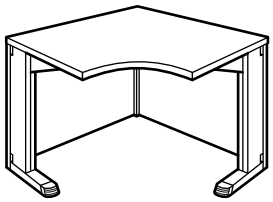

### Cockpit Corner Desk Configurations

Cockpit Corner Desk with Half Modesty

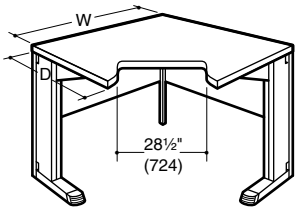


Cockpit Corner Desk with Full Modesty

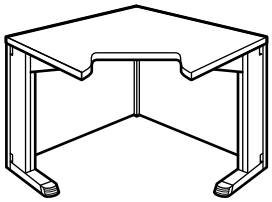

## Corner Desks

| Dimensions Depth | Width | Front Width | List Price Laminate Grade 1 | 2 | 3 | Catalog Number | Front Option | Modesty Panel | Grommet Option | Grommet Color | Top Color | Top Edge Color | Base Color | Base Edge Color | Trim Color |
|---|---|---|---|---|---|---|---|---|---|---|---|---|---|---|---|
| 24" (610) | 36" (914) | 17" (432) | $1455 | $1529 | $1799 | **CD2436** | **S No Cost** Straight | **H No Cost** Half | **GN No Cost** No Grommet Order | **Standard Smooth Finish Only** See Surface Materials Page 11 | High-Pressure Laminate Color (See Surface Materials Page 12) | Edge Detail (See Surface Materials Page 11) Note: Wood grain vinyl edge not available on Cockpit Corner Desk. | Specify for Modesty Panel. High-Pressure Laminate Color (See Surface Materials Page 12) | Specify for Modesty Panel. Edge Detail (See Surface Materials Page 11) | Specify for C-Legs. **Standard Smooth Finish Only** See Surface Materials Page 11 |
| | 42" (1067) | 25½" (648) | 1568 | 1627 | 1843 | **CD2442** | | | | | | | | | |
| | 48" (1219) | 34" (864) | 1638 | 1675 | 1810 | **CD2448** | | | | | | | | | |
| 30" (762) | 36" (914) | 8½" (216) | $1469 | $1516 | $1695 | **CD3036** | **C + $35** Curved | **F + $140** Full | **GY + $17** Center | | | | | | |
| | 42" (1067) | 17" (432) | 1582 | 1619 | 1754 | **CD3042** | | | | | | | | | |
| | 48" (1219) | 25½" (648) | 1654 | 1713 | 1929 | **CD3048** | | | | | | | | | |

## Cockpit Corner Desks

| Dimensions Depth | Width | Front Width | List Price Laminate Grade 1 | 2 | 3 | Catalog Number | |
|---|---|---|---|---|---|---|---|
| 24" (610) | 48" (1219) | 28½" (724) | $1746 | $1783 | $1918 | **CPCD2448** | |

| | | | | | | | | | | | |
|---|---|---|---|---|---|---|---|---|---|---|---|
| **Build your complete Part Number here:** | _ _ _ _ | _ | | _ | _ _ | _ | _ _ _ | _ | _ _ _ | _ | _ |

**Sample Part Number:**

| | | | | | | | | | |
|---|---|---|---|---|---|---|---|---|---|
| **CD2436** | **.C** | **.F** | **.GN** | _ | **.JP9** | **.G** | **.JP9** | **.G** | **.G** |

**Total Cost** $1630 =

| | | | | | | | | | |
|---|---|---|---|---|---|---|---|---|---|
| $1455 + | $35 + | $140 + | N/C + | + | N/C + | N/C + | N/C + | N/C + | N/C |

## Right-Hand Extended Corner Desk Configurations

Extended Corner Desk - Right-Hand with Straight Front, Half Modesty, C-Leg and End Panel

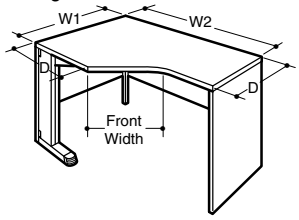


Extended Corner Desk - Right-Hand with Straight Front, Full Modesty, C-Leg and End Panel

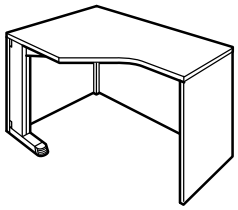

Extended Corner Desk - Right-Hand with Straight Front, Half Modesty and two C-Legs

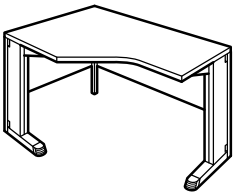

Extended Corner Desk - Right-Hand with Straight Front, Full Modesty and two C-Legs

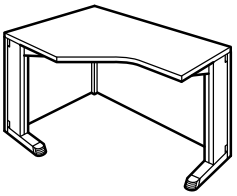

Extended Corner Desk - Right-Hand with Curved Front, Half Modesty, C-Leg and End Panel

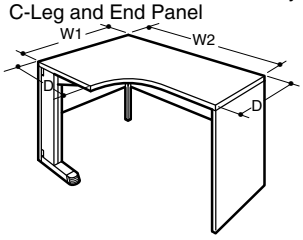


Extended Corner Desk - Right-Hand with Curved Front, Full Modesty, C-Leg and End Panel

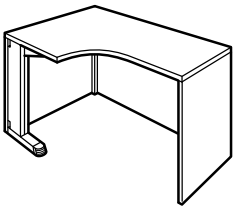

Extended Corner Desk - Right-Hand with Curved Front, Half Modesty and two C-Legs

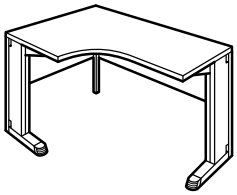

Extended Corner Desk - Right-Hand with Curved Front, Full Modesty and two C-Legs

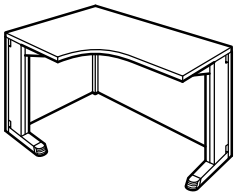

## Left-Hand Extended Corner Desk Configurations

Extended Corner Desk - Left-Hand with Straight Front, Half Modesty, End Panel and C-Leg

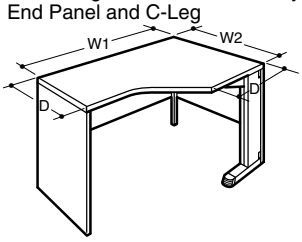


Extended Corner Desk - Left-Hand with Straight Front, Full Modesty, End Panel and C-Leg

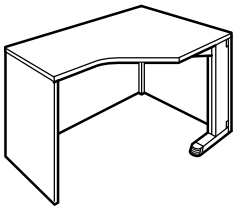

Extended Corner Desk - Left-Hand with Straight Front, Half Modesty and two C-Legs

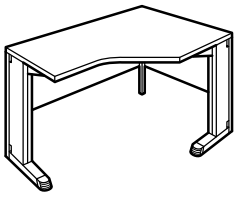

Extended Corner Desk - Left-Hand with Straight Front, Full Modesty and two C-Legs

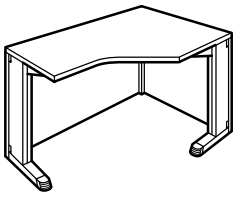

Extended Corner Desk - Left-Hand with Curved Front, Half Modesty, End Panel and C-Leg

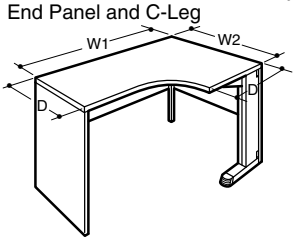


Extended Corner Desk - Left-Hand with Curved Front, Full Modesty, End Panel and C-Leg

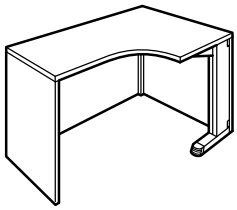

Extended Corner Desk - Left-Hand with Curved Front, Half Modesty and two C-Legs

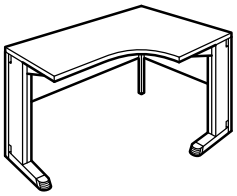

Extended Corner Desk - Left-Hand with Curved Front, Full Modesty and two C-Legs

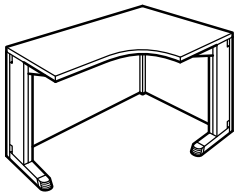

**Extended Corner Desks**
The Extended Corner Desk has a high-pressure laminate top with a vinyl edge, and is available with either a Curved or Straight front edge. Standard features include a Half Modesty, one End Panel, one C-Leg, and a corner support leg. Available options include a Full Modesty, an additional C-Leg, and grommets. See Grommet information in the planning section for standard grommet locations and ordering guidelines.

The underside of the work top has pre-drilled pilot holes to accept Freestanding Flipper Units, Shelf Units, and Screens. A Placement Guide is located in the planning section.

End Panels are non-handed and can be field installed on either the left or right side.

Modesty Panels can be positioned to provide a one-inch wire management clearance at the top or at the bottom of the modesty.

## Extended Corner Desks – Right-Hand

| Dimensions Depth | Width 1 | Width 2 | List Price Laminate Grade 1 | 2 | 3 | Catalog Number |
|---|---|---|---|---|---|---|
| 24" (610) | 36" (914) | 60" (1524) | $1556 | $1615 | $1831 | **CD243660** |
| | 36" (914) | 66" (1676) | 1717 | 1791 | 2061 | **CD243666** |
| | 36" (914) | 72" (1829) | 1731 | 1827 | 2181 | **CD243672** |
| 24" (610) | 42" (1067) | 60" (1524) | $1600 | $1659 | $1875 | **CD244260** |
| | 42" (1067) | 66" (1676) | 1759 | 1833 | 2103 | **CD244266** |
| | 42" (1067) | 72" (1829) | 1773 | 1847 | 2117 | **CD244272** |
| 24" (610) | 48" (1219) | 60" (1524) | $1641 | $1700 | $1916 | **CD244860** |
| | 48" (1219) | 66" (1676) | 1804 | 1878 | 2148 | **CD244866** |
| | 48" (1219) | 72" (1829) | 1817 | 1891 | 2161 | **CD244872** |
| 30" (762) | 36" (914) | 60" (1524) | $1584 | $1643 | $1859 | **CD303660** |
| | 36" (914) | 66" (1676) | 1746 | 1842 | 2196 | **CD303666** |
| | 36" (914) | 72" (1829) | 1759 | 1855 | 2209 | **CD303672** |
| 30" (762) | 42" (1067) | 60" (1524) | $1629 | $1703 | $1973 | **CD304260** |
| | 42" (1067) | 66" (1676) | 1788 | 1884 | 2238 | **CD304266** |
| | 42" (1067) | 72" (1829) | 1804 | 1878 | 2148 | **CD304272** |
| 30" (762) | 48" (1219) | 60" (1524) | $1672 | $1719 | $1898 | **CD304860** |
| | 48" (1219) | 66" (1676) | 1831 | 1927 | 2281 | **CD304866** |
| | 48" (1219) | 72" (1829) | 1847 | 1943 | 2297 | **CD304872** |

## Extended Corner Desks – Left-Hand

| Dimensions Depth | Width 1 | Width 2 | List Price Laminate Grade 1 | 2 | 3 | Catalog Number |
|---|---|---|---|---|---|---|
| 24" (610) | 60" (1524) | 36" (914) | $1556 | $1615 | $1831 | **CD246036** |
| | 66" (1676) | 36" (914) | 1717 | 1813 | 2167 | **CD246636** |
| | 72" (1829) | 36" (914) | 1731 | 1827 | 2181 | **CD247236** |
| 24" (610) | 60" (1524) | 42" (1067) | $1600 | $1659 | $1875 | **CD246042** |
| | 66" (1676) | 42" (1067) | 1759 | 1833 | 2103 | **CD246642** |
| | 72" (1829) | 42" (1067) | 1773 | 1847 | 2117 | **CD247242** |
| 24" (610) | 60" (1524) | 48" (1219) | $1641 | $1700 | $1916 | **CD246048** |
| | 66" (1676) | 48" (1219) | 1804 | 1878 | 2148 | **CD246648** |
| | 72" (1829) | 48" (1219) | 1817 | 1891 | 2161 | **CD247248** |
| 30" (762) | 60" (1524) | 36" (914) | $1584 | $1643 | $1859 | **CD306036** |
| | 66" (1676) | 36" (914) | 1746 | 1842 | 2196 | **CD306636** |
| | 72" (1829) | 36" (914) | 1759 | 1855 | 2209 | **CD307236** |
| 30" (762) | 60" (1524) | 42" (1067) | $1629 | $1703 | $1973 | **CD306042** |
| | 66" (1676) | 42" (1067) | 1788 | 1884 | 2238 | **CD306642** |
| | 72" (1829) | 42" (1067) | 1804 | 1878 | 2148 | **CD307242** |
| 30" (762) | 60" (1524) | 48" (1219) | $1672 | $1719 | $1898 | **CD306048** |
| | 66" (1676) | 48" (1219) | 1831 | 1927 | 2281 | **CD306648** |
| | 72" (1829) | 48" (1219) | 1847 | 1943 | 2297 | **CD307248** |

Pedestals, File Centers, Center Drawers and other Filing and Storage Units are specified separately for maximum flexibility. These units are offered in the Filing and Storage price list.

**Note:** Center Drawers and Pencil Drawers are available for use in the corner of an Extended Corner Desk if the front corner width is greater than 22" (559).

| Dimensions | | |
|---|---|---|
| **Depth** | **Width** | **Front Width** |
| 24" (610) | 36" (914)<br>42" (1062)<br>48" (1219) | 17" (432)<br>25½" (648)<br>34" (864) |
| 30" (762) | 36" (914)<br>42" (1062)<br>48" (1219) | 8½" (216)<br>17" (432)<br>25½" (648) |

| | Front Option | Modesty Panel | End Supports | | Grommet Option | Grommet Color | Top Color | Top Edge Color | Base Color | Base Edge Color | Trim Color |
|---|---|---|---|---|---|---|---|---|---|---|---|
| | **S**<br>**No Cost**<br>Straight<br><br>**C**<br>**+ $35**<br>Curved | **H**<br>**No Cost**<br>Half<br><br>**F**<br>**+ $140**<br>Full | **P**<br>**No Cost**<br>End Panel<br><br>**L**<br>**+ $86**<br>C-Leg | **L**<br>**No Cost**<br>C-Leg | **GN**<br>**No Cost**<br>No Grommet Order<br><br>**GY**<br>**+ $23**<br>Two Grommets | **Standard Smooth Finish Only**<br><br>See Surface Materials Page 11 | High-Pressure Laminate Color (See Surface Materials Page 12) | Edge Detail (See Surface Materials Page 11) | Specify for Modesty/ End Panel(s).<br><br>High-Pressure Laminate Color (See Surface Materials Page 12) | Specify for Modesty/ End Panel(s). | Specify only if C-Leg is selected.<br>**Standard Smooth Finish Only**<br><br>See Surface Materials Page 11 |
| **Build your complete Part Number here:** | _ | _ | _ | _ | _ _ | _ | _ _ _ | _ | _ _ _ | _ | _ |

| | | | | | | | | | | | | |
|---|---|---|---|---|---|---|---|---|---|---|---|---|
| **Sample Part Number:** | CD303660<br>_ _ _ _ _ | .C<br>_ | .F<br>_ | .L<br>_ | .L<br>_ | .GY<br>_ _ | .G<br>_ | .553<br>_ _ _ | .G<br>_ | .553<br>_ _ _ | .G<br>_ | .G<br>_ |
| **Total Cost** $1868 = | $1584 + | $35 + | $140 + | $86 + | N/C + | $23 + | N/C + | N/C + | N/C + | N/C + | N/C + | N/C |

**Extended Cockpit Corner Desks**
The Extended Cockpit Corner Desk creates a wrap-around effect which provides deeper access into the corner work top. The front opening is 28½"(724)-wide, accommodating most chairs or a keyboard tray.

The Extended Cockpit Corner Desk has a high-pressure laminate top with vinyl edge. Standard features include a Half Modesty, one End Panel, one C-Leg, and a corner support leg. Available options include a Full Modesty, an additional C-Leg, and grommets. See Grommet information in the planning section for standard grommet locations and ordering guidelines.

The underside of the work top has pre-drilled pilot holes to accept Freestanding Flipper Units, Shelf Units, and Screens. A Placement Guide is located in the planning section.

End Panels are non-handed and can be field installed on either the left or right side.

Modesty Panels can be positioned to provide a one-inch wire management clearance at the top or at the bottom of the modesty.

Pedestals, File Centers, Center Drawers and other Filing and Storage Units are specified separately for maximum flexibility.These units are offered in the Filing and Storage price list.

**Note:** When specifying grommets where Pedestals are being used, please refer to Integrating Storage into Choices Desking Furniture in the planning section for guidelines.

| Dimensions | | |
|---|---|---|
| Depth | Width | Front Width |
| 24" (610) | 48" (1219) | 28½" (724) |



## Extended Cockpit Corner Desks – Right-Hand

| Dimensions | | | List Price Laminate Grade | | | Catalog Number |
|---|---|---|---|---|---|---|
| Depth | Width 1 | Width 2 | 1 | 2 | 3 | |
| 24" (610) | 48" (1219) | 60" (1524) | $1717 | $1776 | $1992 | **ECPCDR244860** |
| | 48" (1219) | 66" (1676) | 1876 | 1972 | 2326 | **ECPCDR244866** |
| | 48" (1219) | 72" (1829) | 1890 | 1964 | 2234 | **ECPCDR244872** |

## Extended Cockpit Corner Desks – Left-Hand

| Dimensions | | | List Price Laminate Grade | | | Catalog Number |
|---|---|---|---|---|---|---|
| Depth | Width 1 | Width 2 | 1 | 2 | 3 | |
| 24" (610) | 60" (1524) | 48" (1219) | $1717 | $1776 | $1992 | **ECPCDL246048** |
| | 66" (1676) | 48" (1219) | 1876 | 1972 | 2326 | **ECPCDL246648** |
| | 72" (1829) | 48" (1219) | 1890 | 1964 | 2234 | **ECPCDL247248** |

## Right-Hand Extended Cockpit Corner Desk Configurations

Extended Cockpit Corner Desk - Right-Hand with Half Modesty, C-Leg and End Panel

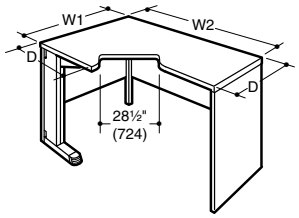


Extended Cockpit Corner Desk - Right-Hand with Full Modesty, C-Leg and End Panel

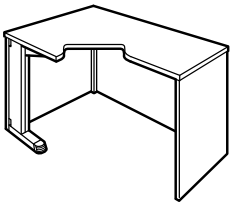

Extended Cockpit Corner Desk - Right-Hand with Half Modesty and two C-Legs

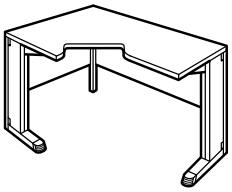

Extended Cockpit Corner Desk - Right-Hand with Full Modesty and two C-Legs

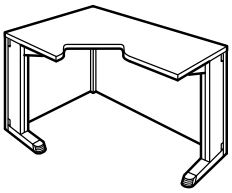

## Left-Hand Extended Cockpit Corner Desk Configurations

Extended Cockpit Corner Desk - Left-Hand with Half Modesty, End Panel and C-Leg

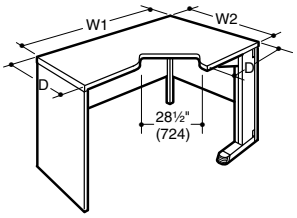


Extended Cockpit Corner Desk - Left-Hand with Full Modesty, End Panel and C-Leg

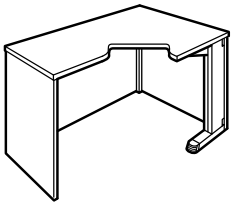

Extended Cockpit Corner Desk - Left-Hand with Half Modesty and two C-Legs

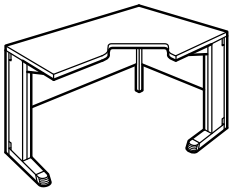

Extended Cockpit Corner Desk - Left- Hand with Straight Front, Full Modesty and two C-Legs

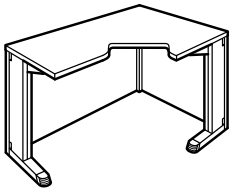

| | | Modesty Panel | End Supports | | Grommet Option | Grommet Color | Top Color | Top Edge Color | Base Color | Base Edge Color | Trim Color |
|---|---|---|---|---|---|---|---|---|---|---|---|
| | | **H**<br>**No Cost**<br>Half<br><br>**F**<br>**+ $140**<br>Full | **P**<br>**No Cost**<br>End Panel<br><br>**L**<br>**+ $86**<br>C-Leg | **L**<br>**No Cost**<br>C-Leg | **GN**<br>**No Cost**<br>No Grommet<br><br>**GY**<br>**+ $23**<br>Two Grommets | **Standard Smooth Finish Only**<br><br>See Surface Materials Page 11 | High-Pressure Laminate Color (See Surface Materials Page 12) | Edge Detail (See Surface Materials Page 11)<br><br>Note: Wood grain vinyl edge not available on Cockpit Corner Desk. | Specify for Modesty/ End Panel(s).<br><br>High-Pressure Laminate Color (See Surface Materials Page 12) | Specify for Modesty/ End Panel(s).<br><br>Edge Detail (See Surface Materials Page 11) | Specify only if C-Leg is selected.<br><br>**Standard Smooth Finish Only**<br>See Surface Materials Page 11 |
| **Build your complete Part Number here:** | _ _ _ _ _ _ _ _ | _ | _ | _ | _ _ | _ | _ _ _ | _ | _ _ _ | _ | _ |
| **Sample Part Number:** | **ECPCDR244872**<br>_ _ _ _ _ _ _ _ | **.F**<br>_ | **.L**<br>_ | **.L**<br>_ | **.GY**<br>_ _ | **.G**<br>_ | **.JP9**<br>_ _ _ | **.G**<br>_ | **.G**<br>_ | **.G**<br>_ | **.G**<br>_ |
| **Total Cost** $2139 = | $1890 | + $140 | + $86 | + N/C | + $23 | + N/C | + N/C | + N/C | + N/C | + N/C | + N/C |

## Peninsula Desk Configurations

D-Shaped Peninsula Desk with Standard T-Base Support

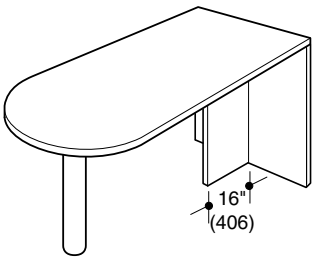


P-Shaped Right-Hand Peninsula Desk with Standard T-Base Support

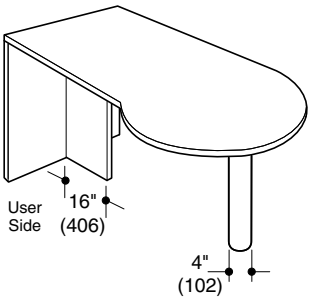


P-Shaped Left-Hand Peninsula Desk with Standard T-Base Support

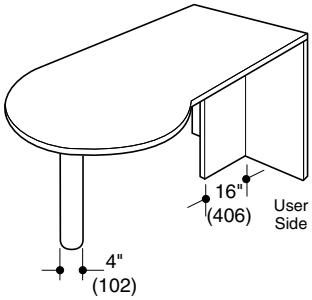


D-Shaped Peninsula Desk with C-Legs and Half Modesty.

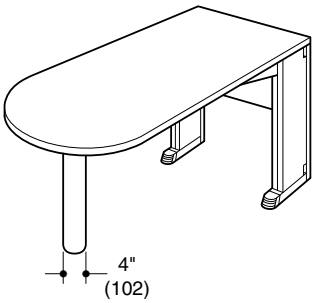


P-Shaped Right-Hand Peninsula Desk with C-Legs and Half Modesty.

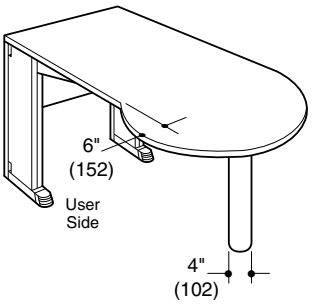


P-Shaped Left-Hand Peninsula Desk with C-Legs and Half Modesty.

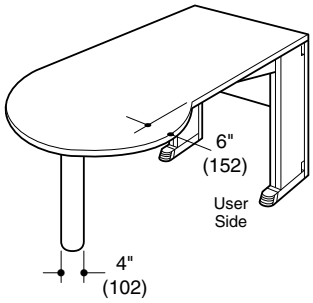


D-Shaped Peninsula Desk with C-Legs and Full Modesty.

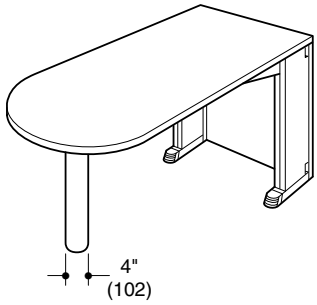


P-Shaped Right-Hand Peninsula Desk with C-Legs and Full Modesty.

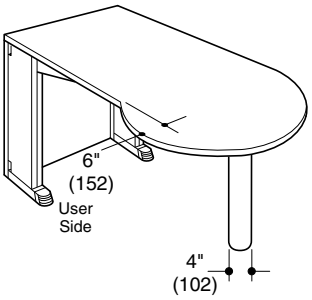


P-Shaped Left-Hand Peninsula Desk with C-Legs and Full Modesty.

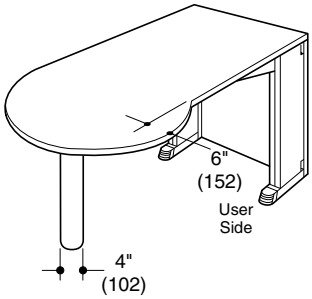

**Peninsula Desks**
Peninsula Desks have high-pressure laminate D or P shaped tops with vinyl edging. Standard features include a T-Base support and adjustable height center support column. Available options include two C-Legs with a Half Modesty or Full Modesty, and grommets. See Grommet information in the planning section for standard grommet locations and ordering guidelines.

The underside of the work top has pre-drilled pilot holes to accept Freestanding Flipper Units, Shelf Units, and Screens.

A Placement Guide is located in the planning section.

Modesty Panels can be positioned to provide a one-inch wire management clearance at the top or at the bottom of the modesty (C-Leg version only).

Pedestals, File Centers, Center Drawers and other Filing and Storage Units are specified separately for maximum flexibility. These units are offered in the Filing and Storage price list.

Note: A Peninsula Desk must be connected to other Freestanding units for proper stability. Peninsula Desks with T-Base Supports require a Return Attachment Kit (RAKH or RAKF) to make this connection. The Return Attachment Kit must be ordered separately.

## Peninsula Desks

| Dimensions Depth | Dimensions Width | List Price Laminate Grade 1 | 2 | 3 | Catalog Number |
|---|---|---|---|---|---|
| 30" (762) | 60" (1524) | $ 1005 | $ 1052 | $ 1231 | **PD3060** |
| | 66" (1676) | 1076 | 1150 | 1420 | **PD3066** |
| | 72" (1829) | 1093 | 1167 | 1437 | **PD3072** |
| 36" (914) | 60" (1524) | $1134 | $1193 | $ 1409 | **PD3660** |
| | 66" (1676) | 1263 | 1322 | 1538 | **PD3666** |
| | 72" (1829) | 1281 | 1355 | 1625 | **PD3672** |

| | | Table Shape | End Support | Modesty Panel | Grommet Option | Grommet Color | Top Color | Top Edge Color | Base Color | Base Edge Color | Trim Color |
|---|---|---|---|---|---|---|---|---|---|---|---|
| | | **D**<br>**No Cost**<br>D-Shape<br><br>**PR**<br>**+ $64**<br>P-Shape Right-Hand<br><br>**PL**<br>**+ $64**<br>P-Shape Left-Hand | **T**<br>**No Cost**<br>T-Base<br><br>**L**<br>**+ $172**<br>Two C-Legs | **H**<br>**No Cost**<br>Half (Not available with T-Base End Support option)<br><br>**F**<br>**+ $107**<br>Full (Not available with T-Base End Support option) | **GN**<br>**No Cost**<br>No Grommet<br><br>**GY**<br>**+ $23**<br>Two Grommets | **Standard Smooth Finish Only**<br><br>See Surface Materials Page 11 | High-Pressure Laminate Color (See Surface Materials Page 12) | Edge Detail (See Surface Materials Page 11) | Specify for Modesty or T-Base.<br><br>High-Pressure Laminate Color (See Surface Materials Page 12) | Specify for Modesty or T-Base.<br><br>Edge Detail (See Surface Materials Page 11) | Specify for Column and C-Leg if selected.<br><br>**Standard Finishes No Cost**<br><br>**Premium Finishes +$34**<br><br>See Surface Materials Page 11 |
| **Build your complete Part Number here:** | _ _ _ _ _ | _ _ | _ | _ | _ _ | _ | _ _ _ | _ | _ _ _ | _ | _ |

| | | | | | | | | | | | |
|---|---|---|---|---|---|---|---|---|---|---|---|
| **Sample Part Number:** | **PD3660**<br>_ _ _ _ _ | **.PR**<br>_ _ | **.T**<br>_ | **.F**<br>_ | **.GY**<br>_ _ | **.G**<br>_ | **.JP9**<br>_ _ _ | **.G**<br>_ | **.JP9**<br>_ _ _ | **.G**<br>_ | _ |
| **Total Cost** $1328 = | $1134 + | $64 + | N/C + | $107 + | $23 + | N/C + | N/C + | N/C + | N/C + | N/C + | N/C |

**Extended D-Shaped Peninsula Desks**
Extended D-Shaped Peninsula Desks have high-pressure laminate tops with vinyl edging. Standard features include a Half Modesty and two C-Legs. Available options include a Full Modesty, and grommets. See Grommet information in the planning section for standard grommet locations and ordering guidelines.

The underside of the work top has pre-drilled pilot holes to accept Freestanding Flipper Units, Shelf Units, and Screens. A Placement Guide is located in the planning section.

Modesty Panels can be positioned to provide a one-inch wire management clearance at the top or at the bottom of the modesty.



## Extended D-Shaped Peninsula Desks – Right-Hand

| Dimensions Depth | Width 1 | Width 2 | List Price Laminate Grade 1 | 2 | 3 | Catalog Number |
|---|---|---|---|---|---|---|
| 24" (610) | 48" (1219) | 60" (1524) | $1163 | $1200 | $1335 | **EDDR244860** |
| | 48" (1219) | 72" (1829) | 1250 | 1324 | 1594 | **EDDR244872** |
| 30" (762) | 48" (1219) | 72" (1829) | 1263 | 1322 | $1538 | **EDDR304872** |

## Extended D-Shaped Peninsula Desks – Left-Hand

| Dimensions Depth | Width 1 | Width 2 | List Price Laminate Grade 1 | 2 | 3 | Catalog Number |
|---|---|---|---|---|---|---|
| 60" (1524) | 48" (1219) | 24" (610) | $1163 | $1200 | $1335 | **EDDL604824** |
| 72" (1829) | 48" (1219) | | 1250 | 1324 | 1594 | **EDDL724824** |
| 72" (1829) | 48" (1219) | 30" (762) | $1263 | $1322 | $1538 | **EDDL724830** |

## Extended D-Shaped Peninsula Desk Configurations

Extended D-Shaped Right-Hand Peninsula Desk with Half Modesty and C-Legs

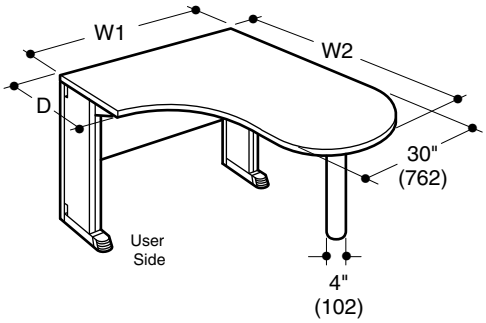


Extended D-Shaped Left-Hand Peninsula Desk with Half Modesty and C-Legs

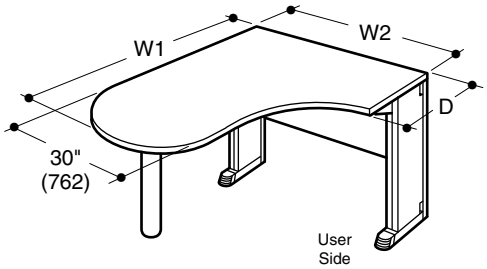


Extended D-Shaped Right-Hand Peninsula Desk with Full Modesty and C-Legs

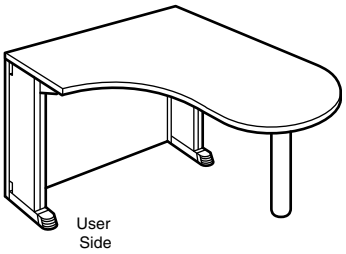


Extended D-Shaped Left-Hand Peninsula Desk with Full Modesty and C-Legs

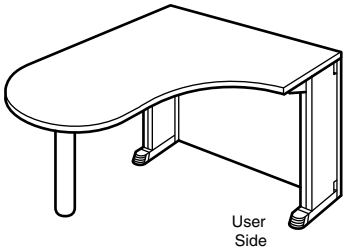


| | | Modesty Panel | Grommet Option | Grommet Color | Top Color | Top Edge Color | Base Color | Base Edge Color | Trim Color |
|---|---|---|---|---|---|---|---|---|---|
| | | **H**<br>**No Cost**<br>Half<br><br>**F**<br>**+ $107**<br>Full | **GN**<br>**No Cost**<br>No Grommet<br><br>**GY**<br>**+ $23**<br>Two Grommets | **Standard Smooth Finish Only**<br>See Surface Materials Page 11 | High-Pressure Laminate Color (See Surface Materials Page 12) | Edge Detail (See Surface Materials Page 11) | Specify for Modesty Panel.<br><br>High-Pressure Laminate Color (See Surface Materials Page 12) | Specify for Modesty Panel.<br><br>Edge Detail (See Surface Materials Page 11) | Specify for Column and C-Legs.<br><br>**Standard Finishes No Cost**<br><br>**Premium Finishes +$34**<br><br>See Surface Materials Page 11 |
| **Build your complete Part Number here:** | _ _ _ _ _ _ _ | _ | _ _ | _ | _ _ _ | _ | _ _ _ | _ | _ |
| **Sample Part Number:** | **EDDR244872** | **.F** | **.GY** | **.G** | **.JP9** | **.G** | **.JP9** | **.G** | **.G** |
| **Total Cost** $1380 = | $1250 + | $107 + | $23 + | N/C + | N/C + | N/C + | N/C + | N/C + | N/C |

**Peninsula Returns**
Peninsula Returns are used in Desking applications as an extension off the front edge of a Freestanding Desk.

The Peninsula Return has a high pressure laminate D-or P-shaped top with vinyl edging. Includes an adjustable height center support column. Grommets are not available in Freestanding applications due to the placement of the work top.

Pedestals, File Centers, Center Drawers and other Filing and Storage Units are specified separately for maximum flexibility. These units are offered in the Filing and Storage price list.

Note: Flush Support Plates (SICSP) are required to attach the Peninsula Return to the front edge of a Freestanding Desk, and must be ordered separately.

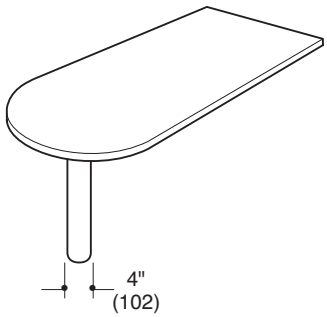


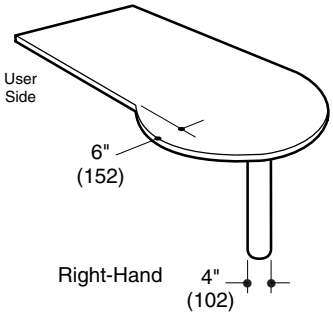


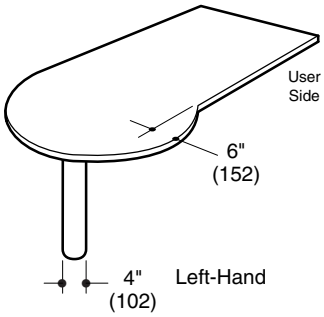


## Peninsula Returns

| Dimensions Depth | Dimensions Width | List Price Laminate Grade 1 | 2 | 3 | Catalog Number | Table Shape | Top Color | Trim Color | Edge Color |
|---|---|---|---|---|---|---|---|---|---|
| 30" (762) | 60" (1524) | $626 | $663 | $798 | **PR3060** | **D No Cost** D-Shape | High-Pressure Laminate Color (See Surface Materials Page 12) | **Standard Finishes No Cost** **Premium Finishes +$34** See Surface Materials Page 11 | See Surface Materials Page 11 |
| | 66" (1676) | 700 | 747 | 926 | **PR3066** | | | | |
| | 72" (1829) | 712 | 759 | 938 | **PR3072** | | | | |
| 36" (762) | 60" (1524) | $669 | $706 | $841 | **PR3660** | **PR + $64** P-Shape Right-Hand **PL + $64** P-Shape Left-Hand | | | |
| | 66" (1676) | 827 | 874 | 1053 | **PR3666** | | | | |
| | 72" (1829) | 844 | 891 | 1070 | **PR3672** | | | | |
| | | | | | **Build your complete Part Number here:** _ _ _ _ | _ _ | _ _ _ | _ | _ |

| | | | | | |
|---|---|---|---|---|---|
| **Sample Part Number:** | **PR3072** _ _ _ _ | **.D** _ | **.JP9** _ _ _ | **.Y** _ | **.Y** _ |
| **Total Cost** $712 = | $712 + | N/C + | N/C + | N/C + | N/C |

**Peninsula Modesty**
The Peninsula Modesty is a half-height opaque black mesh fabric panel designed to attach on the underside surface of Peninsula Desk and Return Work Tops. The modesty panel includes a mesh pocket for cable management and attachment hardware.

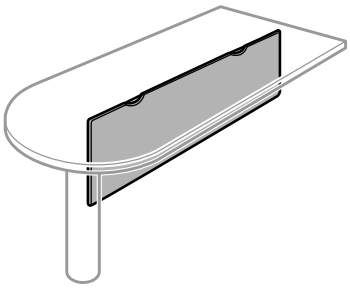

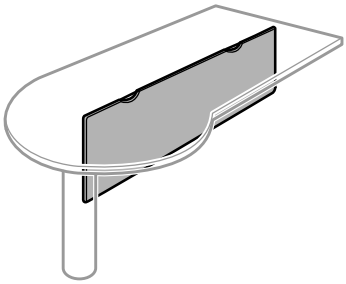

## Peninsula Modesty

| Fits Peninsula Desk and Return Work Top Width | Actual Width | Actual Height | List Price | Catalog Number |
|---|---|---|---|---|
| 42" (1067), 48" (1219) | 30" (762) | 12" (305) | $146 | **PDM48** |
| 54" (1372), 60" (1524) | 38" (965) | 12" (305) | 173 | **PDM60** |
| 66" (1676) | 44" (1118) | 12" (305) | 191 | **PDM66** |
| 72" (1829) | 50" (1270) | 12" (305) | 203 | **PDM72** |

**Build your complete Part Number here:** _ _ _ _ _



**PDM72**

**Total Cost** $203 = $203

**Standard Returns**
Standard Returns are designed to be used as an extension off the front edge of a Freestanding Desk, off the sides of a Corner Desk, or off the side of a Peninsula Desk. The Standard Return has a rectangular, high-pressure laminate top with vinyl edging. Standard features include a Half Modesty and one End Panel. Other available options include a Full Modesty, a C-Leg, and grommets. See Grommet information in the planning section for standard grommet locations and ordering guidelines.

The underside of the work top has pre-drilled pilot holes to accept Freestanding Flipper Units, Shelf Units, and Screens. A Placement Guide is located in the planning section.

End Panels are non-handed and can be field installed on either the left or right side.

Modesty Panels can be positioned to provide a one-inch wire management clearance at the top or at the bottom of the modesty.

Pedestals, File Centers, Center Drawers and other Filing and Storage Units are specified separately for maximum flexibility. These units are offered in the Filing and Storage price list.

Note: When attaching a Standard Return to the front of a Freestanding Desk, the Freestanding Desk should be specified with an End Panel on the attachment side. A Return Attachment Kit (RAKH or RAKF) is required to attach the Standard Return to a Freestanding Desk, and must be ordered separately.

## Standard Returns

| Dimensions Depth | Dimensions Width | List Price Laminate Grade 1 | 2 | 3 | Catalog Number |
|---|---|---|---|---|---|
| 24" (610) | 36" (814) | $509 | $538 | $647 | **SR2436** |
| | 42" (1067) | 538 | 567 | 676 | **SR2442** |
| | 48" (1219) | 553 | 582 | 691 | **ⓔSR2448** |
| | 60" (1524) | 610 | 657 | 836 | **SR2460** |
| | 66" (1676) | 712 | 759 | 938 | **SR2466** |
| | 72" (1829) | 727 | 774 | 953 | **SR2472** |
| 30" (762) | 36" (814) | $581 | $604 | $691 | **SR3036** |
| | 42" (1067) | 610 | 639 | 748 | **SR3042** |
| | 48" (1219) | 626 | 649 | 736 | **SR3048** |
| | 60" (1524) | 683 | 720 | 855 | **SR3060** |
| | 66" (1676) | 785 | 844 | 1060 | **SR3066** |
| | 72" (1829) | 799 | 846 | 1025 | **SR3072** |

Return with Half Modesty and End Panel

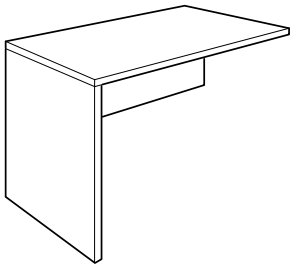

Return with Half Modesty and C-Leg

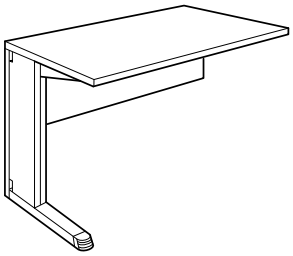

Return with Full Modesty and End Panel

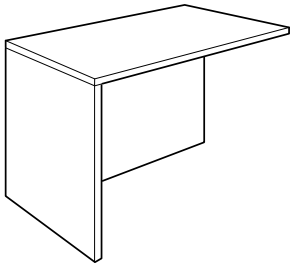

Return with Full Modesty and C-Leg

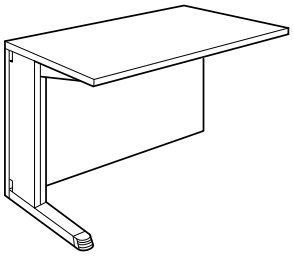

| | | Modesty Panel | End Support | Grommet Option | Grommet Color | Top Color | Top Edge Color | Base Color | Base Edge Color | Trim Color |
|---|---|---|---|---|---|---|---|---|---|---|
| | | **H**<br>**No Cost**<br>Half<br>ⓔ<br>**F**<br>**+ $107**<br>Full | ⓔ<br>**P**<br>**No Cost**<br>End Panel<br>**L**<br>**+ $86**<br>C-Leg | ⓔ<br>**GN**<br>**No Cost**<br>No Grommet<br>ⓔ<br>**GY**<br>**+ $23**<br>Two Grommets | ⓔ<br>**Standard Smooth Finish Only**<br>See Surface Materials Page 11 | ⓔ<br>High-Pressure Laminate Color (See Surface Materials Page 12) | ⓔ<br>Edge Detail (See Surface Materials Page 11) | ⓔ<br>Specify for Modesty/ End Panel(s).<br>High-Pressure Laminate Color (See Surface Materials Page 12) | ⓔ<br>Specify for Modesty/ End Panel(s).<br>Edge Detail (See Surface Materials Page 11) | Specify only if C-Leg is selected.<br>**Standard Smooth Finish Only**<br>See Surface Materials Page 11 |
| **Build your complete Part Number here:** | _ _ _ _ _ | _ _ | _ _ | _ | _ _ _ | _ | _ _ _ | _ | _ | |

ⓔ notes item is available on Express

| | | | | | | | | | | | |
|---|---|---|---|---|---|---|---|---|---|---|---|
| **Sample Part Number:** | **SR2436**<br>_ _ _ _ _ | **.F**<br>_ | **.L**<br>_ | **.GY**<br>_ _ | **.G**<br>_ | **.JP9**<br>_ _ _ | **.G**<br>_ | **.JP9**<br>_ _ _ | **.G**<br>_ | **.G**<br>_ |
| **Total Cost** $726 = | $509 + | $107 + | $86 + | $23 + | N/C + | N/C + | N/C + | N/C + | N/C + | N/C |

**Standard Bridges**
The Standard Bridge is designed to be used as a connection between two Freestanding Desks to create a U-shaped configuration. The Standard Bridge has a rectangular, high-pressure laminate top with vinyl edge. Standard features include a Half Modesty. Other available options include a Full Modesty and grommets. See grommet information in the planning section for standard grommet locations and ordering guidelines.

The underside of the work top has pre-drilled pilot holes to accept Freestanding Screens. Standard Bridges are not designed to support Flipper Units or Shelf Units.

Modesty Panels can be positioned to provide a one-inch wire management clearance at the top or at the bottom of the modesty.

Note: Each end of a Standard Bridge that attaches to the front of a Freestanding Desk with End Panel supports, requires a Return Attachment Kit (RAKH or RAKF), ordered separately.

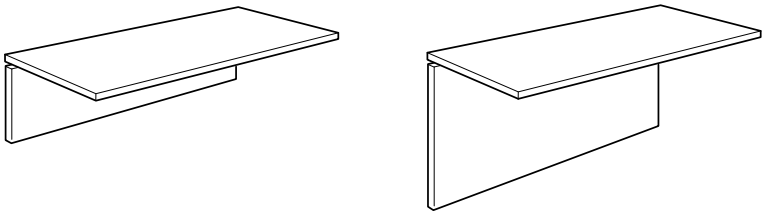

## Standard Bridges

| Dimensions Depth | Dimensions Width | List Price Laminate Grade 1 | 2 | 3 | Catalog Number | Modesty Panel | Grommet Option | Grommet Color | Top Color | Top Edge Color | Base Color | Base Edge Color |
|---|---|---|---|---|---|---|---|---|---|---|---|---|
| 24" (610) | 36" (814) | $320 | $343 | $430 | **SB2436** | **H** **No Cost** Half | ⓔ **GN** **No Cost** No Grommet | ⓔ **Standard Smooth Finish Only** See Surface Materials Page 11 | ⓔ High-Pressure Laminate Color (See Surface Materials Page 12) | ⓔ Edge Detail (See Surface Materials Page 11) | ⓔ Specify for Modesty Panel. High-Pressure Laminate Color (See Surface Materials Page 12) | ⓔ Specify for Modesty Panel. Edge Detail (See Surface Materials Page 11) |
| | 42" (1067) | 350 | 373 | 460 | **SB2442** | | | | | | | |
| | 48" (1219) | 362 | 385 | 472 | ⓔ**SB2448** | | | | | | | |
| | 60" (1524) | 406 | 443 | 578 | **SB2460** | | | | | | | |
| | 66" (1676) | 524 | 583 | 799 | **SB2466** | | | | | | | |
| | 72" (1829) | 538 | 597 | 813 | **SB2472** | | | | | | | |
| 30" (762) | 36" (814) | $362 | $385 | $472 | **SB3036** | | ⓔ **GY** **+ $23** Two Grommets | | | | | |
| | 42" (1067) | 393 | 416 | 503 | **SB3042** | | | | | | | |
| | 48" (1219) | 406 | 429 | 516 | **SB3048** | | | | | | | |
| | 60" (1524) | 450 | 509 | 725 | **SB3060** | | | | | | | |
| | 66" (1676) | 568 | 615 | 794 | **SB3066** | | | | | | | |
| | 72" (1829) | 581 | 628 | 807 | **SB3072** | | | | | | | |
| | | | | | **Build your complete Part Number here:** _ _ _ _ _ | _ | _ _ | _ | _ _ _ | _ | _ _ _ | _ |

| | | | | | | | | |
|---|---|---|---|---|---|---|---|---|
| **Sample Part Number:** | **SB3072** | **.H** | **.GY** | **.G** | **.JP9** | **.G** | **.JP9** | **.G** |
| **Total Cost** $581 = | $581 + | N/C + | N/C + | N/C + | N/C + | N/C + | N/C + | N/C |

ⓔ notes item is available on Express

**Modesty Side Rail Attachment Kit**
The Modesty Side Rail Attachment Kit secures the top and modesty panel of a return or bridge to a panel side rail. The kit contains both left and right brackets with mounting screws.

Available in standard smooth Trim color.

**RETURN ATTACHMENT KIT**
The Return Attachment Kit attaches Returns and Bridges to the front of a desk, and is also used to attach T-Base supported Peninsula Desks to adjacent Freestanding Desks. One Kit is required for Standard Returns; two Kits are required for Standard Bridges.

**Return Attachment Kit for Desk with a Half Modesty**
The Kit contains a modesty to end panel bracket, available in trim color, Flush Support Plates in black trim color for work top-to-work top attachment, and the necessary mounting screws.

**Return Attachment Kit for Desk with a Full Modesty**
The Kit contains two modesty to end panel brackets, available in trim color, Flush Support Plates in black trim color for work top-to-work top attachment, and the necessary mounting screws.

**Flush Support Plates**
Flush Support Plates connect a work surface that extends from an adjacent work surface at the same level. Includes two mounting plates and screws.

Available in Black only.

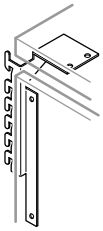

## Modesty Side Rail Attachment Kit

| | List Price | Catalog Number | Trim Color |
|---|---|---|---|
| | $58 | ⓔMSRAK | ⓔ Standard Smooth Finish Only |

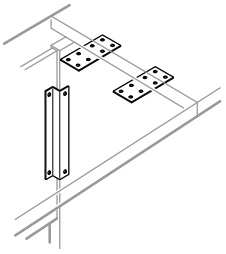

## Return Attachment Kit for Desk with a Half Modesty

| | List Price | Catalog Number |
|---|---|---|
| | $50 | ⓔRAKH |

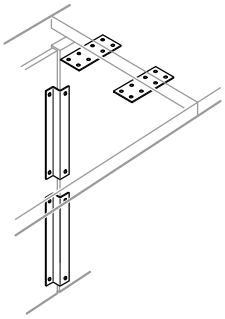

## Return Attachment Kit for Desk with a Full Modesty

| | List Price | Catalog Number |
|---|---|---|
| | $66 | ⓔRAKF |

See Surface Materials Page 11

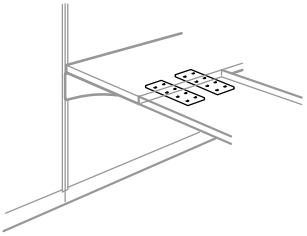

## Flush Support Plates

| Dimensions Length | Width | List Price | Catalog Number | |
|---|---|---|---|---|
| 7 3/8" (187) | 2" (51) | $48 | SICSP | |
| Includes Two Support Plates | | | | |
| | | Build your complete Part Number here: | _ _ _ _ _ | _ |

| | | |
|---|---|---|
| Sample Part Number: | RAKH _ _ _ _ | .Y _ |
| Total Cost $50 = | $50 + | N/C |

ⓔ notes item is available on Express

**Electrical Communications Monument**
The Electrical Communications Monument provides two grounded outlets and two openings for communications connectors. It installs in a Freestanding work top or Full Depth Work Surface grommet to provide access at the work top. It has a 6' (1829) power cord.

UL and CUL Listed/CSA Certified.

Available in Black only.

**Retractable Power Centers**
The Retractable Power Center offers three grounded outlets and circuit breaker protection. It installs in a Freestanding work top or Full Depth Work Surface grommet and neatly stores below the work top and can be raised up for access. It has a 6' (1829) power cord.

UL and CUL Listed/CSA Certified.

Available in Black only.

**Horizontal Wire Manager**
The Horizontal Wire Manager accommodates electrical cords and communication cables. It attaches under all work tops and desks. Includes mounting hardware.

Available in Black only.

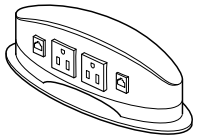

## Electrical Communications Monument

| Dimensions Width | Depth | Height | List Price | Catalog Number |
|---|---|---|---|---|
| 7 3/4" (197) | 2 1/2" (56) | 2 1/2" (56) | $271 | **ECM** |

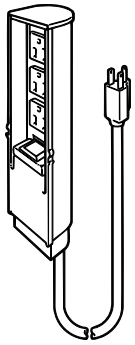

## Retractable Power Center

| Dimensions Width | Depth | Height | List Price | Catalog Number |
|---|---|---|---|---|
| 2" (51) | 3" (76) | 8 9/16" (217) | $159 | **RPC3** |

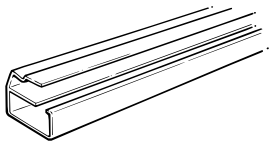

## Horizontal Wire Manager

| Dimensions Depth | Length | Height | List Price | Catalog Number |
|---|---|---|---|---|
| 3" (76) | 30" (762) | 2" (51) | $34 | **HWM30** |

**Build your complete Part Number here:** _ _ _ _ _

**Sample Part Number:** ECM _ _ _ _

**Total Cost** $271 = $271

**FREESTANDING FLIPPER UNITS**
The Freestanding Flipper Unit attaches to Freestanding Desks of the same nominal width to serve a variety of storage and privacy needs. Freestanding Flipper Units are available with a painted or fabric covered locking **door that stores over the top**. The Flipper Unit is 15⅝" (397)-deep, and accommodates standard and A4 11 7/16" x 12⅝" (291 x 321) size binders.

Units include a steel door with lock, steel cover, steel shelf and composite end panels, a back panel, and a fabric covered tackboard below the shelf. The shelf is designed with a ⅝" (16) gap along the back to allow cable passage. The back panel is surfaced with a high-pressure laminate. Optional factory installed accessories include the Accent Strip and Quarterback.

The Quarterback is a 1½" (38)-high back stop.

*Note: 66" (1676) and 72" (1829)-wide units have a single shelf, two door fronts and two tackboards.

Shipped ready to assemble.

Note: For fabric orientation, refer to the table located in the Fabric Planning section.

**Painted Front**
Painted front units have color matched locking steel door, steel cover and steel shelf.

**Fabric Front**
Fabric front units have a fabric covered locking steel door and selected trim color, painted steel cover and steel shelf.

**Note:** Resin or composite end supports or end panels, accent strips and quarterbacks are not available in textured or premium trim finishes. If textured or premium trim finish is specified, these components will match the standard smooth trim color. For example, if Pebble Frost (FP) is specified these components will be Pebble (P) in trim finish.

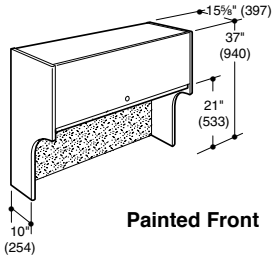


**Painted Front**

Door stores over the top

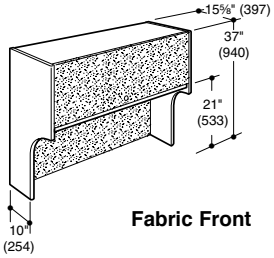


**Fabric Front**

Door stores over the top

## Freestanding Flipper Unit — Painted Front

| Dimensions Width | List Price Tackboard Fabric Grade 0/1 | 2 | 3 | 4 | 5 | 6 | Catalog Number | Tack-board Fabric | Trim Color | Accent Strip | Accent Strip Color | Quarter-back | Lock Type | Lock |
|---|---|---|---|---|---|---|---|---|---|---|---|---|---|---|
| 30" (762) | $ 971 | $ 1003 | $ 1020 | $1050 | $ 1082 | $ 1115 | **FRF30** | ⓔ See Surface Materials Page 8 | ⓔ **Standard Finishes No Cost** ⓔ **Premium Finishes + $34** See Surface Materials Page 11 | ⓔ **AN No Cost** No Accent Strip ⓔ **AY + $26** Accent Strip | Specify Only if Accent Strip is Selected ⓔ **K** Charcoal or matching trim color in standard smooth finish | ⓔ **QN No Cost** No Quarter-back ⓔ **QY + $23** Quarter-back Will match trim color in standard smooth finish | ⓔ **CH** Choices ⓔ **PK** Pack | ⓔ **RDM No Cost** Random ⓔ ***KA - $13** Key-Alike *Note: Be sure to order Core/ Key sets (PLCAK) (LCAK) separately (1 per unit) |
| 36" (914) | 1052 | 1090 | 1110 | 1139 | 1172 | 1204 | **FRF36** | | | | | | | |
| 42" (1067) | 1126 | 1164 | 1184 | 1213 | 1246 | 1278 | **FRF42** | | | | | | | |
| 48" (1219) | 1180 | 1221 | 1241 | 1270 | 1303 | 1335 | ⓔ**FRF48** | | | | | | | |
| 60" (1524) | 1226 | 1265 | 1287 | 1322 | 1360 | 1398 | **FRF60** | | | | | | | |
| 66" (1676) | 1507 | 1556 | 1582 | 1670 | 1767 | 1866 | **FRF66*** | | | | | | | |
| 72" (1829) | 1546 | 1599 | 1625 | 1719 | 1824 | 1929 | **FRF72*** | | | | | | | |

## Freestanding Flipper Unit — Fabric Front

| Dimensions Width | List Price Fabric Grade** 0/1 | 2 | 3 | 4 | 5 | 6 | Catalog Number | Door Front Fabric | Tack-board Fabric |
|---|---|---|---|---|---|---|---|---|---|
| 30" (762) | $ 1040 | $ 1075 | $ 1093 | $ 1144 | $ 1201 | $ 1258 | **FRFF30** | ⓔ See Surface Materials Page 8 | |
| 36" (914) | 1110 | 1148 | 1168 | 1219 | 1276 | 1334 | **FRFF36** | | |
| 42" (1067) | 1169 | 1210 | 1230 | 1281 | 1338 | 1396 | **FRFF42** | | |
| 48" (1219) | 1236 | 1281 | 1301 | 1353 | 1409 | 1467 | ⓔ**FRFF48** | | |
| 60" (1524) | 1281 | 1325 | 1346 | 1403 | 1467 | 1530 | **FRFF60** | | |
| 66" (1676) | 1577 | 1628 | 1656 | 1788 | 1935 | 2082 | **FRFF66*** | | |
| 72" (1829) | 1632 | 1689 | 1716 | 1855 | 2009 | 2162 | **FRFF72*** | | |

**Fabric Grade will be determined by taking the highest grade fabric chosen for either the door front or tackboard.

**Build your complete Part Number here:** _ _ _ _ _ | _ _ _ | _ _ _ | _ | _ _ | _ | _ _ | _ _ | _ _

**Lock Option**
Locks and lock colors can be selected to match any storage offering. Select "CH" for a black Choices lock or "PK" if a silver Pack lock is required. If "RDM" is selected, the unit will ship with a lock and core in place. If "KA" is selected, the unit will ship without a lock or core at a reduced price, and the core/key set must be ordered separately and field installed: LCAK (Choices), PLCAK (Pack).

ⓔ notes item is available on Express

| | | | | | | | | | |
|---|---|---|---|---|---|---|---|---|---|
| **Sample Part Number:** | **FRFF36** _ _ _ _ | **.MA1** _ _ _ | **.MA1** _ _ _ | **.FG** _ _ | **.AY** _ _ | **.G** _ | **.QN** _ _ | **.CH** _ _ | **.RDM** _ _ _ |
| **Total Cost** $1208 = | $1148 + | N/C + | N/C + | $34 + | $26 + | N/C + | N/C + | N/C + | N/C |

**Freestanding Flipper Units - Veneer Front**

The Freestanding Flipper Unit attaches to Freestanding Desks of the same nominal width to serve a variety of storage and privacy needs. Freestanding Flipper Units with veneer fronts include a locking **veneer door that stores over the top.** The Flipper Unit is 15⅝" (397)-deep, and accommodates standard and A4 11⁷⁄₁₆" x 12⁵⁄₈" (291 x 321) size binders.

Units include a veneer door with lock, steel cover and shelf, color matched composite end panels, a back panel, and a fabric covered tackboard below the shelf. The shelf is designed with a ⅝" (16) gap along the back to allow cable passage. The back panel is surfaced with a high-pressure laminate. Optional factory installed accessories include the Accent Strip and Quarterback.

The Quarterback is a 1½" (38)-high back stop.

***Note:** 66" (1676) and 72" (1829)-wide units have a single shelf, two door fronts and two tackboards.

Shipped ready to assemble.

**Note:** For fabric orientation, refer to the table located in the Fabric Planning section.

**Note:** Resin or composite end supports or end panels, accent strips and quarterbacks are not available in textured or premium trim finishes. If textured or premium trim finish is specified, these components will match the standard smooth trim color. For example, if Pebble Frost (FP) is specified these components will be Pebble (P) in trim finish.

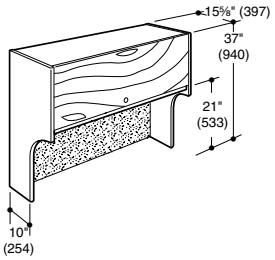

Door stores over the top

## Freestanding Flipper Unit — Veneer Front

| Dimensions Width | List Price Tackboard Fabric Grade 0/1 | 2 | 3 | 4 | 5 | 6 | Catalog Number | Door Front Veneer | Tack-board Fabric | Trim Color | Accent Strip | Accent Strip Color | Quarter-back | Lock Type | Lock |
|---|---|---|---|---|---|---|---|---|---|---|---|---|---|---|---|
| 30" (762) | $1683 | $1715 | $1732 | $1762 | $1794 | $1827 | **FRFV30** | See Surface Materials Veneer Options Page 10 | See Surface Materials Page 8 | **Standard Finishes No Cost**<br>**Premium Finishes + $34**<br>See Surface Materials Page 11 | **AN No Cost** No Accent Strip<br>**AY + $26** Accent Strip | Specify Only if Accent Strip is Selected<br>**K** Charcoal or matching trim color in standard smooth finish | **QN No Cost** No Quarter-back<br>**QY + $23** Quarter-back Will match trim color in standard smooth finish | **CH** Choices<br>**PK** Pack | **RDM No Cost** Random<br>***KA - $13** Key-Alike<br>*Note: Be sure to order Core/ Key sets (PLCAK) (LCAK) separately (1 per unit) |
| 36" (914) | 1825 | 1863 | 1883 | 1912 | 1945 | 1977 | **FRFV36** | | | | | | | | |
| 42" (1067) | 1940 | 1976 | 1997 | 2026 | 2059 | 2091 | **FRFV42** | | | | | | | | |
| 48" (1219) | 2098 | 2143 | 2163 | 2193 | 2225 | 2258 | **FRFV48** | | | | | | | | |
| 60" (1524) | 2329 | 2370 | 2390 | 2425 | 2463 | 2501 | **FRFV60** | | | | | | | | |
| 66" (1676) | 3074 | 3124 | 3149 | 3237 | 3334 | 3433 | **FRFV66*** | | | | | | | | |
| 72" (1829) | 3103 | 3154 | 3182 | 3276 | 3381 | 3486 | **FRFV72*** | | | | | | | | |
| | | | | | | **Build your complete Part Number here:** | _ _ _ _ | _ | _ _ _ | _ | _ _ | _ | _ _ | _ _ | _ _ |

**Lock Option**

Locks and lock colors can be selected to match any storage offering. Select "CH" for a black Choices lock or "PK" if a silver Pack lock is required. If "RDM" is selected, the unit will ship with a lock and core in place. If "KA" is selected, the unit will ship without a lock or core at a reduced price, and the core/key set must be ordered separately and field installed: LCAK (Choices), PLCAK (Pack).

| | | | | | | | | | |
|---|---|---|---|---|---|---|---|---|---|
| **Sample Part Number:** | **FRFV36** | **.I** | **.MA1** | **.K** | **.AY** | **.K** | **.QN** | **.CH** | **.RDM** |
| **Total Cost** $1889 = | $1863 + | N/C + | N/C + | N/C + | $26 + | N/C + | N/C + | N/C + | N/C |

Shaded items require an extended Lead Time.

**CABINET UNIT**
The Cabinet Unit attaches to Freestanding Desks of the same nominal width to serve a variety of storage and privacy needs. Cabinet Units are available with a painted or fabric covered locking **door that stores below the top shelf**. The Cabinet Unit is 15⅝" (397)-deep, and accommodates standard and A4 11 7/16" x 12⅝" (291 x 321) size binders.

Units include a steel door with lock, steel cover, steel shelf and color matched composite end panels, a back panel, and a fabric covered tackboard below the shelf. The shelf is designed with a ⅝" (16) gap along the back to allow cable passage. The back panel is surfaced with a high-pressure laminate. Optional factory installed accessories include the Accent Strip and Quarterback.

The Quarterback is a 1½" (38)-high back stop.

*Note: 66" (1676) and 72" (1829)-wide units have a single shelf, two door fronts and two tackboards.

Shipped ready to assemble.

Note: For fabric orientation, refer to the table located in the Fabric Planning section.

**Painted Front**
Painted front units have color matched locking steel door, steel cover and steel shelf.

**Fabric Front**
Fabric front units have a fabric covered locking steel door and selected trim color, painted steel cover and steel shelf.

**Note:** Resin or composite end supports or end panels, accent strips and quarterbacks are not available in textured or premium trim finishes. If textured or premium trim finish is specified, these components will match the standard smooth trim color. For example, if Pebble Frost (FP) is specified these components will be Pebble (P) in trim finish.

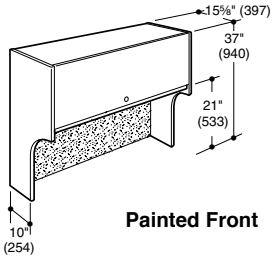


**Painted Front**

Door stores below the top

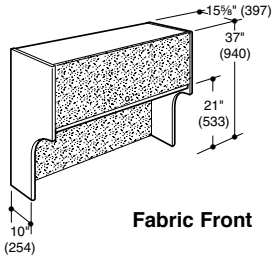


**Fabric Front**

Door stores below the top

## Cabinet Unit — Painted Front

| Dimensions Width | List Price Tackboard Fabric Grade 0/1 | 2 | 3 | 4 | 5 | 6 | Catalog Number | Tack-board Fabric | Trim Color | Accent Strip | Accent Strip Color | Quarter-back | Lock Type | Lock |
|---|---|---|---|---|---|---|---|---|---|---|---|---|---|---|
| 30" (762) | $1203 | $1233 | $1251 | $1281 | $1313 | $1346 | **CU30** | ⓔ See Surface Materials Page 8 | ⓔ **Standard Finishes No Cost**<br>ⓔ **Premium Finishes + $34**<br>See Surface Materials Page 11 | ⓔ **AN No Cost** No Accent Strip<br>ⓔ **AY + $26** Accent Strip | Specify Only if Accent Strip is Selected<br>ⓔ **K** Charcoal or matching trim color in standard smooth finish | ⓔ **QN No Cost** No Quarter-back<br>ⓔ **QY + $23** Quarter-back Will match trim color in standard smooth finish | ⓔ **CH** Choices<br>ⓔ **PK** Pack | ⓔ **RDM No Cost** Random<br>ⓔ ***KA - $13** Key-Alike<br>*Note: Be sure to order Core/ Key sets (PLCAK) (LCAK) separately (1 per unit) |
| 36" (914) | 1298 | 1334 | 1356 | 1385 | 1418 | 1450 | **CU36** | | | | | | | |
| 42" (1067) | 1369 | 1405 | 1427 | 1456 | 1489 | 1521 | **CU42** | | | | | | | |
| 48" (1219) | 1453 | 1494 | 1514 | 1543 | 1576 | 1608 | ⓔ**CU48** | | | | | | | |
| 60" (1524) | 1495 | 1534 | 1555 | 1590 | 1628 | 1666 | **CU60** | | | | | | | |
| 66" (1676) | 1780 | 1829 | 1854 | 1912 | 1977 | 2043 | **CU66*** | | | | | | | |
| 72" (1829) | 1848 | 1899 | 1926 | 1985 | 2050 | 2115 | **CU72*** | | | | | | | |

## Cabinet Unit — Fabric Front

| Dimensions Width | List Price Fabric Grade** 0/1 | 2 | 3 | 4 | 5 | 6 | Catalog Number | Door Front Fabric | Tack-board Fabric |
|---|---|---|---|---|---|---|---|---|---|
| 30" (762) | $1285 | $1319 | $1336 | $1388 | $1445 | $1502 | **CUF30** | ⓔ See Surface Materials Page 8 | |
| 36" (914) | 1353 | 1389 | 1410 | 1461 | 1518 | 1576 | **CUF36** | | |
| 42" (1067) | 1436 | 1475 | 1497 | 1548 | 1605 | 1663 | **CUF42** | | |
| 48" (1219) | 1508 | 1552 | 1573 | 1625 | 1681 | 1739 | ⓔ**CUF48** | | |
| 60" (1524) | 1578 | 1622 | 1643 | 1700 | 1764 | 1827 | **CUF60** | | |
| 66" (1676) | 1848 | 1899 | 1926 | 2029 | 2143 | 2258 | **CUF66*** | | |
| 72" (1829) | 1916 | 1972 | 1998 | 2101 | 2215 | 2330 | **CUF72*** | | |

**Fabric Grade will be determined by taking the highest grade fabric chosen for either the door front or tackboard.

**Build your complete Part Number here:** _ _ _ _ _ | _ _ _ | _ _ _ | _ | _ _ | _ | _ _ | _ _ | _ _ _

**Lock Option**
Locks and lock colors can be selected to match any storage offering. Select "CH" for a black Choices lock or "PK" if a silver Pack lock is required. If "RDM" is selected, the unit will ship with a lock and core in place. If "KA" is selected, the unit will ship without a lock or core at a reduced price, and the core/key set must be ordered separately and field installed: LCAK (Choices), PLCAK (Pack).

ⓔ notes item is available on Express

| | | | | | | | | | |
|---|---|---|---|---|---|---|---|---|---|
| **Sample Part Number:** | **CUF36** | **.MA1** | **.MA1** | **.K** | **.AY** | **.K** | **.QN** | **.CH** | **.RDM** |
| **Total Cost** $1415 = | $1389 + | N/C + | N/C + | N/C + | $26 + | N/C + | N/C + | N/C + | N/C |

**Freestanding Shelf Units**
The Freestanding Shelf Unit attaches to Freestanding Desks of equal width to serve a variety of storage and privacy needs. The 15" (381)-deep steel shelf is designed with a 5/8" (16) gap along the back to allow cable passage. A tackboard is provided below the shelf. Back panels are high-pressure laminate and the end panels are composite which are all finished in the matching selected trim color in a standard smooth finish. Optional factory installed accessories include the Accent Strip and Quarterback.

**Freestanding Corner Shelf Units**
The Freestanding Corner Shelf Unit attaches to Freestanding Corner Desks of equal width. A Corner Shelf may be used on an Extended Corner Desk, Cockpit Desk, Extended Cockpit Desk or an Extended D-Shaped Peninsula Desk. The appropriate size is equal to the smaller of the length dimensions. Corner Shelf Units have two 15" (381)-deep steel shelves that are designed with a 5/8" (16) gap along the back to allow cable passage. A tackboard is provided below each shelf. Back panels are high-pressure laminate and the end panels are composite which are all finished in the matching selected trim color in a standard smooth finish. Optional factory installed accessories include the Accent Strip and Quarterback.

**Note:** For fabric orientation, refer to the table located in the Fabric Planning section.

**Note:** Listed are the maximum light sizes that will fit in the Short Pans and Full Pans.

| | Maximum Light Size for Short/Full Pan per Unit | | |
|---|---|---|---|
| Light Type | 36" Corner | 42" Corner | 48" Corner |
| Slim Task Light | TLS24/TLS30 | TLS30/TLS42 | TLS30/TLS42 |

**Freestanding Shelf Unit**

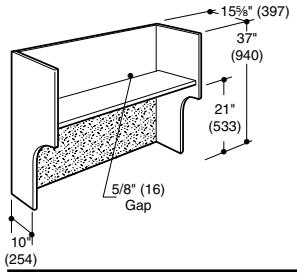


**Freestanding Corner Shelf Unit**

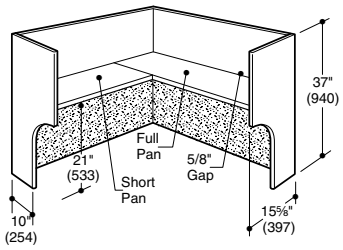


## Freestanding Shelf Unit

| Dimensions Height | Dimensions Width | List Price Fabric Grade 0/1 | 2 | 3 | 4 | 5 | 6 | Catalog Number | Tack-board Fabric | Trim Color | Accent Strip | Accent Strip Color | Quarter-back |
|---|---|---|---|---|---|---|---|---|---|---|---|---|---|
| 37" (940) | 30" (762) | $812 | $844 | $861 | $891 | $923 | $956 | **FRS30** | See Surface Materials Page 8 | **Standard Finishes No Cost**<br>**Premium Finishes + $22**<br>See Surface Materials Page 11 | **AN No Cost** No Accent Strip<br>**AY + $26** Accent Strip | Specify Only if Accent Strip is Selected<br>**K** Charcoal or matching trim color in standard smooth finish | **QN No Cost** No Quarter-back<br>**QY + $23** Quarter-back Will match trim color in standard smooth finish |
| | 36" (914) | 820 | 858 | 878 | 907 | 940 | 972 | **FRS36** | | | | | |
| | 42" (1067) | 906 | 944 | 964 | 993 | 1026 | 1058 | **FRS42** | | | | | |
| | 48" (1219) | 921 | 960 | 981 | 1010 | 1043 | 1075 | **FRS48** | | | | | |
| | 60" (1524) | 933 | 972 | 994 | 1029 | 1067 | 1105 | **FRS60** | | | | | |

Note: To convert 30" (762), 36" (914), 42" (1067), 48" (1219), or 60" (1524) FRS to a FRF, specify FDC Flipper Door Kit. Specify painted or fabric-covered.

## Freestanding Corner Shelf Unit

| Dimensions Height | Dimensions Width | List Price Fabric Grade 0/1 | 2 | 3 | 4 | 5 | 6 | Catalog Number | | | | | |
|---|---|---|---|---|---|---|---|---|---|---|---|---|---|
| 37" (940) | 36" (914) | $ 1110 | $ 1148 | $ 1168 | $ 1227 | $ 1292 | $1357 | **FRCS36** | | | **AN No Cost** No Accent Strip<br>**AY + $50** Accent Strip | | **QN No Cost** No Quarter-back<br>**QY + $39** Quarterback<br>Will match trim color in standard smooth finish |
| | 42" (1067) | 1268 | 1309 | 1329 | 1388 | 1453 | 1518 | **FRCS42** | | | | | |
| | 48" (1219) | 1295 | 1339 | 1360 | 1419 | 1484 | 1549 | **FRCS48** | | | | | |

| | | | | | | |
|---|---|---|---|---|---|---|
| **Build your complete Part Number here:** | _ _ _ _ | _ _ _ | _ | _ _ | _ | _ _ |
| **Sample Part Number:** | **FRS36** _ _ _ _ | **.MA1** _ _ _ | **.K** _ | **.AY** _ _ | **.K** _ | **.QN** _ _ |
| **Total Cost** $884 = | $858 + | N/C + | N/C + | $26 + | N/C + | N/C |

**Flipper Door Conversion Kits – Painted or Fabric Front**
The Flipper Door Conversion Kit converts the Freestanding Shelf Unit (FRS) to a locking Freestanding Flipper Unit with a door that stores over the top. The kit includes a painted or fabric-covered door, steel cover, door mechanism, and attachment hardware.

**Note:** For fabric orientation, refer to the table located in the Fabric Planning section.

**Lock Option**
Locks and lock colors can be selected to match any storage offering. Select "CH" for a black Choices lock or "PK" if a silver Pack lock is required. If "RDM" is selected, the unit will ship with a lock and core in place. If "KA" is selected, the unit will ship without a lock or core at a reduced price, and the core/key set must be ordered separately and field installed: LCAK (Choices), PLCAK (Pack).

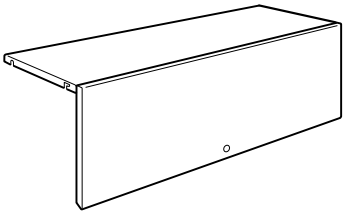

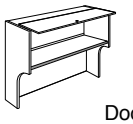

Door stores over the top

## Flipper Door Conversion Kits — Painted or Fabric Front (To Convert FRS to FRF or FRFF)

| Dimensions Width | List Price Fabric Grade Painted | 0/1 | 2 | 3 | 4 | 5 | 6 | Catalog Number | Front Type | Front Fabric | Trim Color | Lock Type | Lock |
|---|---|---|---|---|---|---|---|---|---|---|---|---|---|
| 30" (762) | $317 | $341 | $362 | $377 | $396 | $415 | $446 | **FDC30** | **PF** Painted | See Surface Materials Page 8 | **Standard Finishes No Cost** | **CH** Choices | **RDM No Cost** Random |
| 36" (914) | 322 | 347 | 367 | 383 | 410 | 441 | 471 | **FDC36** | **FF** Fabric | | **Premium Finishes + $34** See Surface Materials Page 11 | **PK** Pack | ***KA - $13** Key-Alike |
| 42" (1067) | 329 | 354 | 377 | 397 | 425 | 455 | 485 | **FDC42** | | | | | *Note: Be sure to order Core/ Key sets (PLCAK) (LCAK) separately (1 per unit) |
| 48" (1219) | 348 | 371 | 394 | 413 | 440 | 471 | 501 | **FDC48** | | | | | |
| 60" (1524) | 394 | 417 | 447 | 472 | 499 | 529 | 560 | **FDC60** | | | | | |
| | | | | | | | | **Build your complete Part Number here:** _ _ _ _ | _ _ | _ _ _ | _ _ _ | _ _ | _ _ _ |

| **Sample Part Number:** | **FDC60** _ _ _ _ | **.FF** _ _ | **.AQ0** _ _ _ | **.G** _ | **.CH** _ _ | **.RDM** _ _ _ |
|---|---|---|---|---|---|---|
| **Total Cost** $446 = | $446 + | N/C + | N/C + | N/C + | N/C + | N/C |

**Accent Strip**
The Accent Strip is available separately for field installation on an existing Freestanding Flipper Unit, Cabinet Unit or Shelf Unit. The Accent Strip is available in all trim colors to match shelf or provide an accent color. Attachment hardware included.

**Quarterback**
The Quarterback is a 1½" (38)-high back stop that is available separately for field installation on an existing Freestanding Flipper Unit, Cabinet Unit or Shelf Unit. The Quarterback is available in all trim colors. Attachment hardware included.

**Accent Strip for Freestanding Corner Shelf Units**
The Accent Strip for Freestanding Corner Shelf Units is available separately for field installation on an existing Freestanding Corner Shelf Unit. Includes two Accent Strips, attachment hardware, and is available in all trim colors to match shelf or provide an accent color.

**Quarterback for Freestanding Corner Shelf Units**
The Quarterback for Freestanding Corner Shelf Units is a 1½" (38)-high back stop that is available separately for field installation on an existing Freestanding Corner Shelf Unit. Includes two Quarterbacks, attachment hardware, and is available in all trim colors.

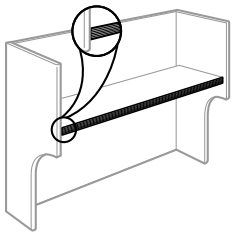

## Accent Strip

| Dimensions Width | List Price | Catalog Number | Trim Color |
|---|---|---|---|
| 30" (762) | $39 | **AS30** | **Standard Smooth Finish Only** See Surface Materials Page 11 |
| 36" (914) | 44 | **AS36** | |
| 42" (1067) | 46 | **AS42** | |
| 48" (1219) | 49 | **AS48** | |
| 60" (1524) | 53 | **AS60** | |
| 66" (1676) | 58 | **AS66** | |
| 72" (1829) | 61 | **AS72** | |

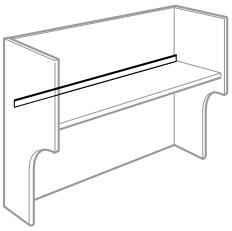

## Quarterback

| Dimensions Width | List Price | Catalog Number |
|---|---|---|
| 30" (762) | $30 | **QB30** |
| 36" (914) | 34 | **QB36** |
| 42" (1067) | 36 | **QB42** |
| 48" (1219) | 39 | **QB48** |
| 60" (1524) | 44 | **QB60** |
| 66" (1676) | 46 | **QB66** |
| 72" (1829) | 49 | **QB72** |

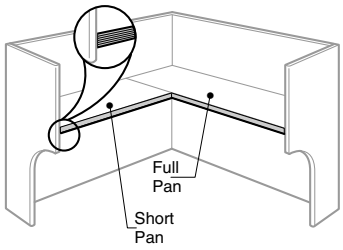


## Accent Strip for Freestanding Corner Shelf Units

| Dimensions Width | List Price | Catalog Number |
|---|---|---|
| 36" (914) | $64 | **ASFRCS36** |
| 42" (1067) | 66 | **ASFRCS42** |
| 48" (1219) | 70 | **ASFRCS48** |

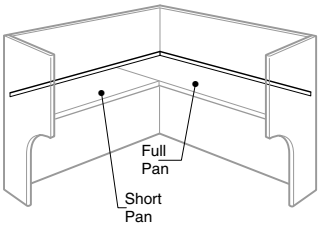


## Quarterback for Freestanding Corner Shelf Units

| Dimensions Width | List Price | Catalog Number |
|---|---|---|
| 36" (914) | $56 | **QBFRCS36** |
| 42" (1067) | 58 | **QBFRCS42** |
| 48" (1219) | 60 | **QBFRCS48** |

| | | |
|---|---|---|
| **Build your complete Part Number here:** | _ _ _ _ | _ |

| | | |
|---|---|---|
| **Sample Part Number:** | **AS60** _ _ _ _ | **.Y** _ |

| | | | |
|---|---|---|---|
| **Total Cost** $53 = | $53 | + | N/C |

**Shelf/File Dividers**
Shelf/File Dividers are freestanding dividers that magnetically attach to a shelf or drawer bottom. Includes three dividers. Available in all standard smooth trim colors.

**Monitor Arm**
The monitor arms can be affixed to the back edge of the work surfaces between the panel and work surface or can also be bolted through the surface, with a drilled hole or grommet. The height can be adjusted 13" vertically and has 26" of reach. The arm can be adjusted to accurately counterbalance the weight of the monitor. Finally the arm can swivel 360 degrees. All this leads to an ergonomically correct viewing angle.
Available in silver only.

**Single Monitor Arm**
The monitor arm will support any VESA compliant monitor with both 75mm and 100mm mounting holes up to 14 lbs.

**Dual Monitor Arm**
The monitor arm will support any VESA compliant monitor with both 75mm and 100mm mounting holes up to 20 lbs total. Measured diagonally, the maximum screen width for each monitor is 22".

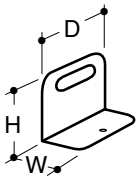


## Shelf/File Dividers

| Dimensions Depth | Height | Width | List Price | Catalog Number | Trim Color |
|---|---|---|---|---|---|
| 8" (203) | 7½" (191) | 4" (102) | $92 | **SFDIV** | **Standard Smooth Finish Only** |
| Note: 3 dividers per box. | | | | | See Surface Materials Page 11 |

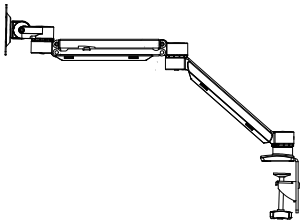

## Single Monitor Arm

| | List Price | Catalog Number |
|---|---|---|
| | $378 | **MARMSNGL** |

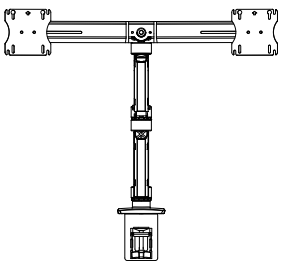

## Dual Monitor Arm

| | List Price | Catalog Number |
|---|---|---|
| | $499 | **MARMDUAL** |

**Build your complete Part Number here:** _ _ _ _ _ _ _ _ _

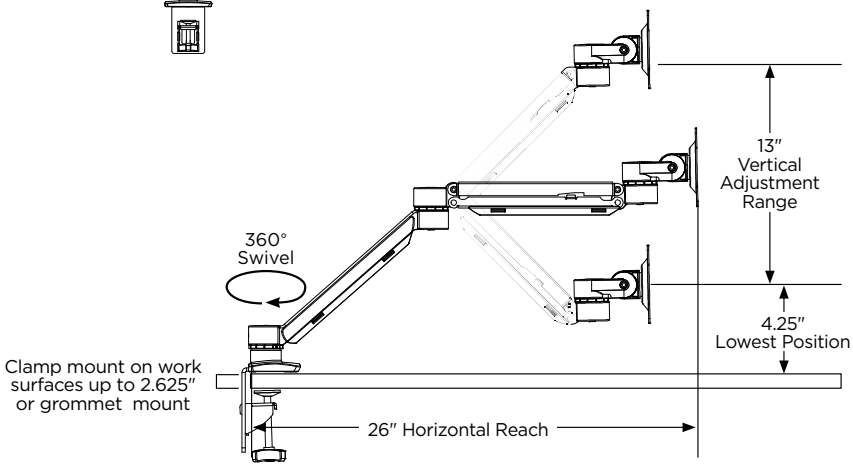


**Sample Part Number:** **SFDIV** **.Y**

**Total Cost** $92 = $92 + N/C

### Low Screens

Low Screens provide work top separation and accept Counter Caps of equal width. Screens attach to Freestanding Desks or Corner Desks providing privacy for the desk user. Screens have a fabric covered tackboard front, high-pressure laminate back and composite end panels. Price includes attachment hardware.

Screens have a depth of 9" (229).

**Note:** 66" (1676) and 72" (1829)-wide units have two tackboards.

**Note:** For fabric orientation, refer to the table located in the Fabric Planning section.

### Corner Low Screens

Corner Low Screens attach to Freestanding Corner Desks or Extended Corner Desk and accept Right Angle Counter Caps of equal width. Screens have a fabric covered tackboard front, high-pressure laminate back, and composite end panels.

Screens have a depth of 9" (229).

**Note:** For fabric orientation, refer to the table located in the Fabric Planning section.

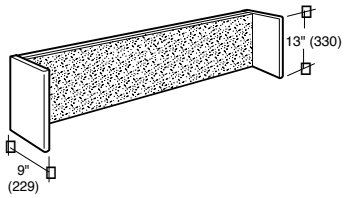


## Low Screens

| Dimensions Height | Dimensions Width | List Price Fabric Grade 0/1 | 2 | 3 | 4 | 5 | 6 | Catalog Number | Tackboard Fabric | Trim Color |
|---|---|---|---|---|---|---|---|---|---|---|
| 13" (330) | 30" (762) | $461 | $482 | $489 | $499 | $509 | $533 | **LS30** | Fabric Grade and Color (See Surface Materials Page 8) | **Standard Smooth Finish Only** See Surface Materials Page 11 |
| | 36" (914) | 475 | 499 | 509 | 526 | 546 | 566 | **LS36** | | |
| | 42" (1067) | 520 | 544 | 554 | 571 | 591 | 611 | **LS42** | | |
| | 48" (1219) | 532 | 557 | 567 | 585 | 604 | 624 | **LS48** | | |
| | 60" (1524) | 560 | 585 | 595 | 613 | 632 | 652 | **LS60** | | |
| | 66" (1676) | 571 | 599 | 615 | 651 | 691 | 731 | **LS66** | | |
| | 72" (1829) | 579 | 609 | 627 | 663 | 703 | 743 | **LS72** | | |

**Note:** Low Screens accept attachment of Counter Caps as noted above. Order separately.

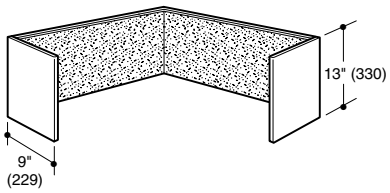


## Corner Low Screens

| Dimensions Height | Dimensions Width | List Price Fabric Grade 0/1 | 2 | 3 | 4 | 5 | 6 | Catalog Number |
|---|---|---|---|---|---|---|---|---|
| 13" (330) | 36" (914) | $749 | $773 | $783 | $818 | $858 | $898 | **CLS36** |
| | 42" (1067) | 795 | 834 | 855 | 891 | 930 | 970 | **CLS42** |
| | 48" (1219) | 832 | 876 | 896 | 932 | 972 | 1012 | **CLS48** |

**Note:** Low Screens accept attachment of Counter Caps as noted above. Order separately.

| | | | |
|---|---|---|---|
| **Build your complete Part Number here:** | _ _ _ _ | _ _ _ | _ |

| | | | |
|---|---|---|---|
| **Sample Part Number:** | **LS30** _ _ _ _ | **.R14** _ _ _ | **.K** _ |
| **Total Cost** $482 = | $482 + | N/C + | N/C |

**COUNTER CAPS**
Counter Caps attach to the top of Low Screens to provide a transaction/reception top.Tops have high-pressure laminate tops with vinyl edging. Includes mounting hardware.

Note: Specify Counter Cap to match screen width.

**Straight Counter Caps**
The Straight Counter Cap attaches squarely on low screens of matching width.

**Bowed Counter Caps**
The Bowed Counter Cap is 14" (356)-deep at the ends and 16" (406)-deep at the center, creating a curve on the approach side of the surface. Bowed Counter Caps attach to the low screens of matching width.

## Straight Counter Caps

| Dimensions Width | Dimensions Depth | List Price Laminate Grade 1 | 2 | 3 | Catalog Number | Laminate Color | Trim Color | Edge Color |
|---|---|---|---|---|---|---|---|---|
| 30" (762) | 14" (356) | $333 | $344 | $382 | **SCC3014** | High-Pressure Laminate Color (See Surface Materials Page 11) | **Standard Smooth Finish Only** See Surface Materials Page 11 | See Surface Materials Page 11 |
| 36" (914) | 14" (356) | 350 | 366 | 424 | **SCC3614** | | | |
| 42" (1067) | 14" (356) | 360 | 376 | 434 | **SCC4214** | | | |
| 48" (1219) | 14" (356) | 365 | 381 | 439 | **SCC4814** | | | |
| 60" (1524) | 14" (356) | 393 | 409 | 467 | **SCC6014** | | | |
| 66" (1676) | 14" (356) | 406 | 429 | 516 | **SCC6614** | | | |
| 72" (1829) | 14" (356) | 425 | 448 | 535 | **SCC7214** | | | |

## Bowed Counter Caps

| Dimensions Width | Depth at Ends | Depth at Center | List Price Laminate Grade 1 | 2 | 3 | Catalog Number |
|---|---|---|---|---|---|---|
| 30" (762) | 14" (356) | 16" (406) | $378 | $394 | $452 | **BWCC3014** |
| 36" (914) | 14" (356) | 16" (406) | 394 | 417 | 504 | **BWCC3614** |
| 42" (1067) | 14" (356) | 16" (406) | 403 | 426 | 513 | **BWCC4214** |
| 48" (1219) | 14" (356) | 16" (406) | 410 | 433 | 520 | **BWCC4814** |
| 60" (1524) | 14" (356) | 16" (406) | 435 | 458 | 545 | **BWCC6014** |
| 66" (1676) | 14" (356) | 16" (406) | 455 | 478 | 565 | **BWCC6614** |
| 72" (1829) | 14" (356) | 16" (406) | 468 | 491 | 578 | **BWCC7214** |

| | | | | |
|---|---|---|---|---|
| **Build your complete Part Number here:** | _ _ _ _ _ _ | _ _ _ | _ | _ |

| | | | | |
|---|---|---|---|---|
| **Sample Part Number:** | **SCC3614** _ _ _ _ _ _ | **.J54** _ _ _ | **.K** _ | **.K** _ |
| **Total Cost** $350 = | $350 + | N/C + | N/C + | N/C |

**Radiused Counter Caps**
The Radiused Counter Cap has one radiused end and one straight end. The Radiused Counter Cap should be specified 6" (162) longer that the width of the Low Screen it is mounted to so that the radiused end extends beyond the end of the Low Screen.

**Freestanding Right Angle Counter Caps**
The Freestanding Right Angle Counter Cap is a single piece top which can be mounted on Corner Low Screens of equal width.

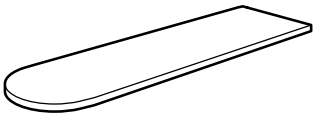

## Radiused Counter Caps

| Dimensions: Fits Panel Width | Actual Depth | Actual Width | List Price Laminate Grade 1 | 2 | 3 | Catalog Number | Laminate Color | Trim Color | Edge Color |
|---|---|---|---|---|---|---|---|---|---|
| 30" (762) | 14" (356) | 36" (914) | $355 | $371 | $429 | **RCC3014** | High-Pressure Laminate Color (See Surface Materials Page 12) | **Standard Smooth Finish Only** See Surface Materials Page 11 | See Surface Materials Page 11 |
| 36" (914) | 14" (356) | 42" (1067) | 365 | 381 | 439 | **RCC3614** | | | |
| 42" (1067) | 14" (356) | 48" (1219) | 371 | 394 | 481 | **RCC4214** | | | |
| 48" (1219) | 14" (356) | 54" (1372) | 392 | 408 | 466 | **RCC4814** | | | |
| 60" (1524) | 14" (356) | 66" (1676) | 406 | 429 | 516 | **RCC6014** | | | |
| 66" (1676) | 14" (356) | 72" (1829) | 423 | 446 | 533 | **RCC6614** | | | |
| 72" (1829) | 14" (356) | 78" (1981) | 435 | 458 | 545 | **RCC7214** | | | |

## Freestanding Right Angle Counter Caps

| Dimensions: Fits Corner Screen Width | Actual Depth | Actual Width | List Price Laminate Grade 1 | 2 | 3 | Catalog Number |
|---|---|---|---|---|---|---|
| 36" (914) | 14" (356) | 40" (1016) | $692 | $729 | $864 | **RACF3614** |
| 42" (1067) | 14" (356) | 46" (1168) | 706 | 765 | 981 | **RACF4214** |
| 48" (1219) | 14" (356) | 52" (1321) | 742 | 789 | 968 | **RACF4814** |

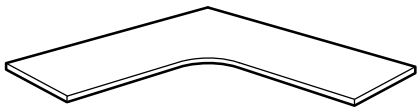

| | | | | |
|---|---|---|---|---|
| **Build your complete Part Number here:** | _ _ _ _ _ _ | _ _ _ | _ | _ |

| | | | | |
|---|---|---|---|---|
| **Sample Part Number:** | **RCC7214** _ _ _ _ _ _ | **.J54** _ _ _ | **.K** _ | **.K** _ |
| **Total Cost** $435 = | $435 + | N/C + | N/C + | N/C |

**Post-Formed Rectangular Desk Tops**
Post-Formed Rectangular Desk Tops have a high-pressure laminate which covers the radiused working edge of the desk to create a softer appearance. These desk tops match up with the Post-Formed Corner Desk Tops for a consistent edge which is both aesthetically pleasing and ergonomically friendly.

The desk tops are available in 5 laminate colors and come with a grommet. The grommet and edge both match the laminate color.

All Rectangular Desk Tops must be matched up with a modesty panel and C-Legs to create a desk.

All modesties, C-Legs and support bracketry must be specified separately.

Only the CUFFS and CUPFS hutch units will work with these desk tops.

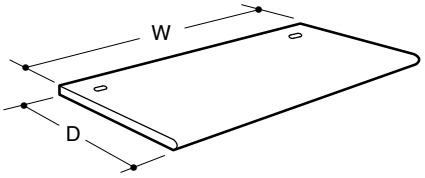


## Post-Formed Rectangular Desk Top

| Dimensions Depth | Dimensions Width | List Price | Catalog Number | Laminate Color |
|---|---|---|---|---|
| 24" (610) | 24" (610) | $459 | **PFWT2424** | Post-Formed Tops only Available in J11, J20, 520, 583, 573 Laminates |
| | 30" (762) | 501 | **PFWT2430** | |
| | 36" (914) | 543 | **PFWT2436** | |
| | 42" (1067) | 582 | **PFWT2442** | |
| | 48" (1219) | 624 | **PFWT2448** | |
| | 60" (1524) | 707 | **PFWT2460** | |
| | 66" (1676) | 748 | **PFWT2466** | |
| | 72" (1829) | 786 | **PFWT2472** | |
| 30" (762) | 24" (610) | $508 | **PFWT3024** | |
| | 30" (762) | 554 | **PFWT3030** | |
| | 36" (914) | 603 | **PFWT3036** | |
| | 42" (1067) | 651 | **PFWT3042** | |
| | 48" (1219) | 697 | **PFWT3048** | |
| | 60" (1524) | 793 | **PFWT3060** | |
| | 66" (1676) | 839 | **PFWT3066** | |
| | 72" (1829) | 885 | **PFWT3072** | |
| | | **Build your complete Part Number here:** | _ _ _ _ _ | _ _ _ |

| | | |
|---|---|---|
| **Sample Part Number:** | **PFWT2442** | **.520** |
| **Total Cost** $582 = | $582 + | N/C |

**Post-Formed Corner Desk Tops**
Post-Formed Corner Desk Tops have a high-pressure laminate which covers the radiused working edge of the desk to create a softer appearance. The Dual Depth Corner has a 24" (610) and a 30" (762) side to accommodate different depth returns. Both desk tops have a straight front edge.

The corner desk tops are available in 5 laminate colors and come with a grommet. The grommet and edge both match the laminate color.

All Corner Desk Tops must be matched up with a corner post, modesty panel and C-Legs to create a desk.

All corner posts, modesties, C-Legs and support bracketry must be specified separately.

Only the CUFFS and CUPFS hutch units will work with these desk tops.

Only the Post-Formed Rectangular Desk Tops (PFWT) can be used with these corner desk tops.

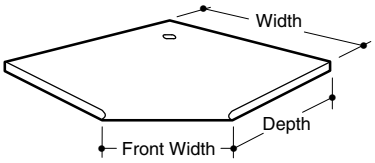


## Post-Formed Corner Desk Top

| Depth | Dimensions Width | Front Width | List Price | Catalog Number | Laminate Color |
|---|---|---|---|---|---|
| 24" (610) | 36" (914) | 16 7/8" (429) | $663 | **PFCT2436** | Post-Formed Tops only Available in J11, J20, 520, 583, 573 Laminates |
| | 42" (1067) | 25 3/8" (645) | 781 | **PFCT2442** | |
| | 48" (1219) | 33 7/8" (713) | 930 | **PFCT2448** | |
| 30" (762) | 36" (914) | 8 3/8" (213) | $670 | **PFCT3036** | |
| | 42" (1067) | 16 7/8" (429) | 786 | **PFCT3042** | |
| | 48" (1219) | 25 3/8" (645) | 938 | **PFCT3048** | |

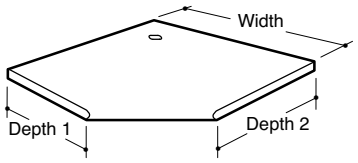


PFCT244230 Shown

## Post-Formed Dual Depth Desk Top

| Depth 1 | Dimensions Width | Depth 2 | List Price | Catalog Number |
|---|---|---|---|---|
| 24" (610) | 42" (1067) | 30" (762) | $813 | **PFCT244230** |
| 30" (762) | 42" (1067) | 24" (610) | $813 | **PFCT304224** |

| | | |
|---|---|---|
| **Build your complete Part Number here:** | _ _ _ _ _ | _ _ _ |

| | | | |
|---|---|---|---|
| **Sample Part Number:** | **PFCT3042** | | **.J20** |
| **Total Cost** $786 = | $786 | + | N/C |

## MODESTY PANELS

### Half Modesty for Corner Desks

Modesty panels are laminate covered and are in-set between C-legs. A Half Modesty for Corner Desks must be used with the desk top, corner post and C-Leg to create a desk.

These modesties are to be used only with the Post-Formed Corner Desk Tops.

**Note:** Two Half Modesty for Corner Desks need to be specified to complete the Corner Desk.

### Half Modesty for Rectangular Desks

Modesty panels are laminate covered and attach to the C-Legs. A Half Modesty for Rectangular Desks must be used with the desk top and C-Leg to create a desk.

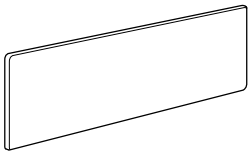

### Half Modesty for Corner Desks

| Dimensions Height | Dimensions Width | List Price | Catalog Number | Laminate Color | Trim Color |
|---|---|---|---|---|---|
| 10 5/16" (262) | 34" (864) | $303 | **SICCHM34** | Post-Formed Tops only Available in J11, J20, 520, 583, 573 Laminates | **Standard Smooth Finish Only** See Surface Materials Page 11 |
| | 40" (1016) | 314 | **SICCHM40** | | |
| | 46" (1169) | 384 | **SICCHM46** | | |

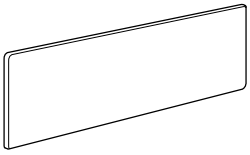

### Half Modesty for Rectangular Desks

| Dimensions Height | Dimensions Width | List Price | Catalog Number |
|---|---|---|---|
| 10 5/16" (262) | 30" (762) | $175 | **SICHM30** |
| | 36" (914) | 188 | **SICHM36** |
| | 42" (1067) | 254 | **SICHM42** |
| | 48" (1219) | 265 | **SICHM48** |
| | 60" (1524) | 281 | **SICHM60** |
| | 66" (1676) | 296 | **SICHM66** |
| | 72" (1829) | 312 | **SICHM72** |

| **Build your complete Part Number here:** | _ _ _ _ _ | _ _ _ | _ |
|---|---|---|---|

| **Sample Part Number:** | SICHM48 | .520 | .K |
|---|---|---|---|

| **Total Cost** $265 = | $265 + | N/C + | N/C |
|---|---|---|---|

## POST-FORMED DESK TOP SUPPORTS

### Corner Posts

A Corner Post needs to be specified when a PFCT is ordered. The Corner Post provides support for the back corner of the desk top, as well as a place for the modesty panels to attach. Attachment hardware included.

The Corner Post must be specified with a desk top, modesty panel and C-Legs to make a desk.

### C-Leg Full

C-Legs are used to support desk tops. They are metal and can be used in both shared and unshared applications.

A pair of C-Legs must be specified for every Post-Formed Desk Top to create a freestanding desk.

All attachment hardware is included.

### C-Leg Short

C-Legs are used to support desk tops in certain conditions. They are made of metal and can be used in both shared and unshared applications.

All attachment hardware is included.



### Corner Post

| Dimensions Height | Dimensions Width | Description | List Price | Catalog Number | Trim Color |
|---|---|---|---|---|---|
| 27 1/2" (699) | 2" (51) | Individual | $337 | **SICCPOST** | **Standard Smooth Finish Only** See Surface Materials Page 11 |

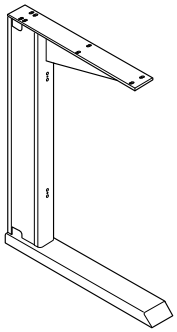

### C-Leg Full

| Dimensions Foot Depth | Description | List Price | Catalog Number |
|---|---|---|---|
| 21 1/2" (546) | Individual | $443 | **SICCLEGF** |

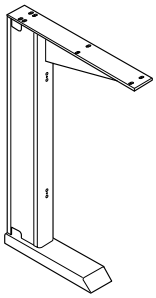

### C-Leg Short

| Dimensions Foot Depth | Description | List Price | Catalog Number |
|---|---|---|---|
| 11 3/4" (298) | Individual | $435 | **SICCLEGS** |

| | | |
|---|---|---|
| **Build your complete Part Number here:** | _ _ _ _ _ | _ |

| | | |
|---|---|---|
| **Sample Part Number:** | **SICCPOST** | **.K** |

| | | | |
|---|---|---|---|
| **Total Cost** $337 = | $337 | + | N/C |

**C-Leg Cantilever**
The C-Leg Cantilever Bracket can be attached to a C-Leg to create a shared cantilever if the C-Leg is already attached to another desk top. They come in pairs which accommodates right-hand and left-hand configurations.

All attachment hardware is included.

**Note:** Self-drilling, self-tapping screws are provided for attachment to the C-Leg.

**C-Leg Base Stabilizer Bracket**
The C-Legs Stabilizer is used when two Post-Formed Rectangular Desks are placed in an L configuration. The bracket attaches the two C-Legs together at the bottom of the C-Legs for added desk stability.

All attachment hardware is included.

**Note:** Self-drilling, self-tapping screws are provided for attachment to the C-Leg.

**Flush Support Plates**
Flush Support Plates are two metal plates that stabilize the connection between two adjoining desk tops.

Refer to the Planning Guidelines to see when these plates are needed.

All attachment hardware is included.

Available in Black only.

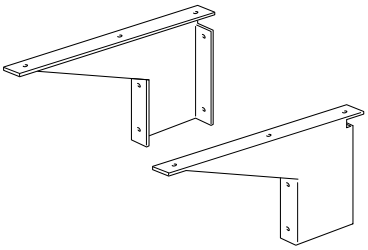

## C-Leg Cantilever Bracket Pair

| Dimensions Height | Dimensions Length | Description | List Price | Catalog Number | Trim Color |
|---|---|---|---|---|---|
| 9 1/2" (241) | 20" (508) | Sold in Pairs | $655 | **CLEGBKTPR** | **Standard Smooth Finish Only** See Surface Materials Page 11 |

## C-Leg 90-degree Base Stabilizer Bracket

| Dimensions Length | Dimensions Width | Description | List Price | Catalog Number |
|---|---|---|---|---|
| 11 1/4" (286) | 5 1/4" (133) | Individual | $229 | **BRKT** |

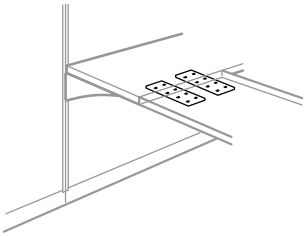

## Flush Support Plates

| Dimensions Length | Dimensions Width | List Price | Catalog Number | |
|---|---|---|---|---|
| 7 3/8" (187) | 2" (51) | $48 | **SICSP** | |

**Build your complete Part Number here:** _ _ _ _ _ _

**Sample Part Number:** BRKT .K

**Total Cost** $229 = $229 + N/C

**CABINET UNIT**
The Cabinet Unit attaches **only** to the Post-Formed Desk Tops of the same nominal width. The Cabinet Units are available with a painted or fabric covered locking **door that stores below the top shelf**.

These units have end panels that match the depth of the flipper bin, and a shelf complete with a back and sides on the top of the unit. There is a tackboard along the back which is attached with Velcro strips.

An optional Accent Strip and Quarterback are available.

The end panels are made of laminate, with matching edge banding and T-molding.

Note: For fabric orientation, refer to the table located in the Fabric Planning section.

**Painted Front**
Painted front units have color matched locking door, and a steel shelf.

**Fabric Front**
Fabric front units have a fabric covered locking steel door and selected trim color, and steel shelf.

**Note:** Laminate end supports or end panels, accent strips and quarterbacks are not available in textured or premium trim finishes. If textured or premium trim finish is specified, these components will match the standard smooth trim color. For example, if Pebble Frost (FP) is specified these components will be Pebble (P) in trim finish.

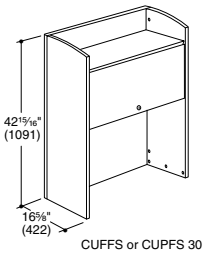

CUFFS or CUPFS 30 - 60

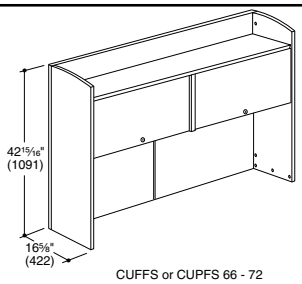

CUFFS or CUPFS 66 - 72

## Cabinet Unit — Painted Front, Full End Panels with Top Shelf

| Dimensions Width | List Price Tackboard Fabric Grade 0/1 | 2 | 3 | 4 | 5 | 6 | Catalog Number | Tack-board Fabric | Trim Color | Accent Strip | Accent Strip Color | Quarter-back | Lock Type | Lock |
|---|---|---|---|---|---|---|---|---|---|---|---|---|---|---|
| 30" (762) | $1586 | $1616 | $1634 | $1664 | $1696 | $1729 | **CUPFS30** | See Surface Materials Page 8 | **Standard Finishes No Cost**<br>**Premium Finishes + $34**<br>See Surface Materials Page 11 | **AN No Cost** No Accent Strip<br>**AY + $26** Accent Strip | Specify Only if Accent Strip is Selected<br>**K** Charcoal or matching trim color in standard smooth finish | **QN No Cost** No Quarter-back<br>**QY + $23** Quarter-back Will match trim color in standard smooth finish | **CH** Choices<br>**PK** Pack | **RDM No Cost** Random<br>***KA - $13** Key-Alike<br>*Note: Be sure to order Core/ Key sets (PLCAK) (LCAK) separately (1 per unit) |
| 36" (914) | 1658 | 1694 | 1716 | 1745 | 1778 | 1810 | **CUPFS36** | | | | | | | |
| 42" (1067) | 1700 | 1736 | 1758 | 1787 | 1820 | 1852 | **CUPFS42** | | | | | | | |
| 48" (1219) | 1715 | 1756 | 1776 | 1805 | 1838 | 1870 | **CUPFS48** | | | | | | | |
| 60" (1524) | 1787 | 1828 | 1848 | 1877 | 1910 | 1942 | **CUPFS60** | | | | | | | |
| 66" (1676) | 3068 | 3118 | 3144 | 3215 | 3295 | 3374 | **CUPFS66** | | | | | | | |
| 72" (1829) | 3134 | 3184 | 3210 | 3281 | 3361 | 3440 | **CUPFS72** | | | | | | | |

## Cabinet Unit — Fabric Front, Full End Panels with Top Shelf

| Dimensions Width | List Price Fabric Grade** 0/1 | 2 | 3 | 4 | 5 | 6 | Catalog Number | Door Front Fabric | Tack-board Fabric |
|---|---|---|---|---|---|---|---|---|---|
| 30" (762) | $1640 | $1674 | $1697 | $1748 | $1805 | $1863 | **CUFFS30** | See Surface Materials Page 8 | |
| 36" (914) | 1715 | 1751 | 1773 | 1824 | 1881 | 1939 | **CUFFS36** | | |
| 42" (1067) | 1770 | 1806 | 1828 | 1879 | 1936 | 1994 | **CUFFS42** | | |
| 48" (1219) | 1783 | 1827 | 1848 | 1900 | 1956 | 2014 | **CUFFS48** | | |
| 60" (1524) | 1856 | 1900 | 1921 | 1973 | 2029 | 2087 | **CUFFS60** | | |
| 66" (1676) | 3136 | 3190 | 3217 | 3332 | 3460 | 3589 | **CUFFS66** | | |
| 72" (1829) | 3203 | 3257 | 3284 | 3399 | 3527 | 3656 | **CUFFS72** | | |

**Fabric Grade will be determined by taking the highest grade fabric chosen for either the door front or tackboard.

| **Build your complete Part Number here:** | _ _ _ _ _ | _ _ _ | _ _ _ | _ | _ _ | _ | _ _ | _ _ | _ _ |
|---|---|---|---|---|---|---|---|---|---|

**Lock Option**
Locks and lock colors can be selected to match any storage offering. Select "CH" for a black Choices lock or "PK" if a silver Pack lock is required. If "RDM" is selected, the unit will ship with a lock and core in place. If "KA" is selected, the unit will ship without a lock or core at a reduced price, and the core/key set must be ordered separately and field installed: LCAK (Choices), PLCAK (Pack).

| **Sample Part Number:** | **CUFFS36** _ _ _ _ _ | **.MA1** _ _ _ | **.MA1** _ _ _ | **.K** _ | **.AY** _ _ | **.K** _ | **.QN** _ _ | **.CH** _ _ | **.RDM** _ _ _ |
|---|---|---|---|---|---|---|---|---|---|
| **Total Cost** $1777 = | $1750 + | N/C + | N/C + | N/C + | $26 + | N/C + | N/C + | N/C + | N/C |

## *Choices Filing & Storage*


| | |
|---|---|
| Features & Planning | 192 |
| Choices Storage Towers | 195 |
| Choices Lateral Files & Lateral File with Storage Cabinet | 198 |
| Choices Double Door Storage & Wardrobe Units | 204 |
| Choices Double Door & Wardrobe Accessories | 201 |
| Choices File Centers | 202 |
| Choices Lateral File Tops | 203 |
| Choices Lateral File Accessories | 204 |
| Choices Pedestals | 205 |
| Choices Pedestal & File Center Accessories | 207 |
| Bookcases | 208 |
| Bookcase Accessories | 209 |

**Finishes**
All Choices filing and storage units are painted metal. Choices Accent Strips are available in standard smooth finishes only.

**Specifications**
All dimensions are nominal unless otherwise noted.

**Load Capacities**

**Center Drawers:**
Center Drawer — 9 lbs. (4.1kg)

Total load capacities of hanging work surfaces are equal to the sum of the fully loaded components attached to the underside of the work surface plus the loads placed on the top of the work surface.

**Pedestal Drawers:**
6" (152) Pedestal Drawer — 20 lbs. (9kg)
12" (305) Pedestal Drawer — 40 lbs. (18kg)

**Lateral File and Pedestal Lateral File Drawers:**
2 lbs. (.9kg) per linear inch of usable space.

**Stationary Shelves – Bookcases, Double Door Storage Units, Storage Towers**
3 lbs. (1.4kg) per linear inch.

**Maximum Load Capacity For Any Storage Unit**
The maximum load capacity for any storage unit is calculated by multiplying the above stated lbs. per linear inch per each shelf or drawer that is included with the unit and adding them together (includes the top of the unit and the inside bottom).

Eg: Maximum load capacity for a BCB336
= unit bottom + 2 shelves + unit top at 3 lbs. per linear inch
= 36" (914) linear in. per shelf x 3 lbs. x 4
= 432 lbs. maximum load

Note: The addition of more shelves does not increase the maximum amount a unit can be loaded.

**Proper Usage**

**Pedestals and File Centers**
Any pedestal or file center that is attached to the underside of a work surface must have glides adjused to support the weight of the pedestal or file center.

**Lateral Files**
**CAUTION: Any freestanding lateral file, if improperly used or loaded, can tip. Since files may contain significant weight, this tipping can result in serious damage and/or personal injury. For proper and safe performance, read and follow instructions provided with each file.**

Do not attempt to open more than one lateral file drawer at a time. Do not use drawers as steps. Failure to follow these instructions may cause tipping of cabinet, resulting in personal injury.

Use counterbalance weights whenever lateral files or pedestals are not anchored or ganged back-to-back.

To avoid tipping, always load bottom drawers before loading top drawer.

**Choices Filing and Storage Offering – Additional filing and storage options are available in the Pack Price List.**

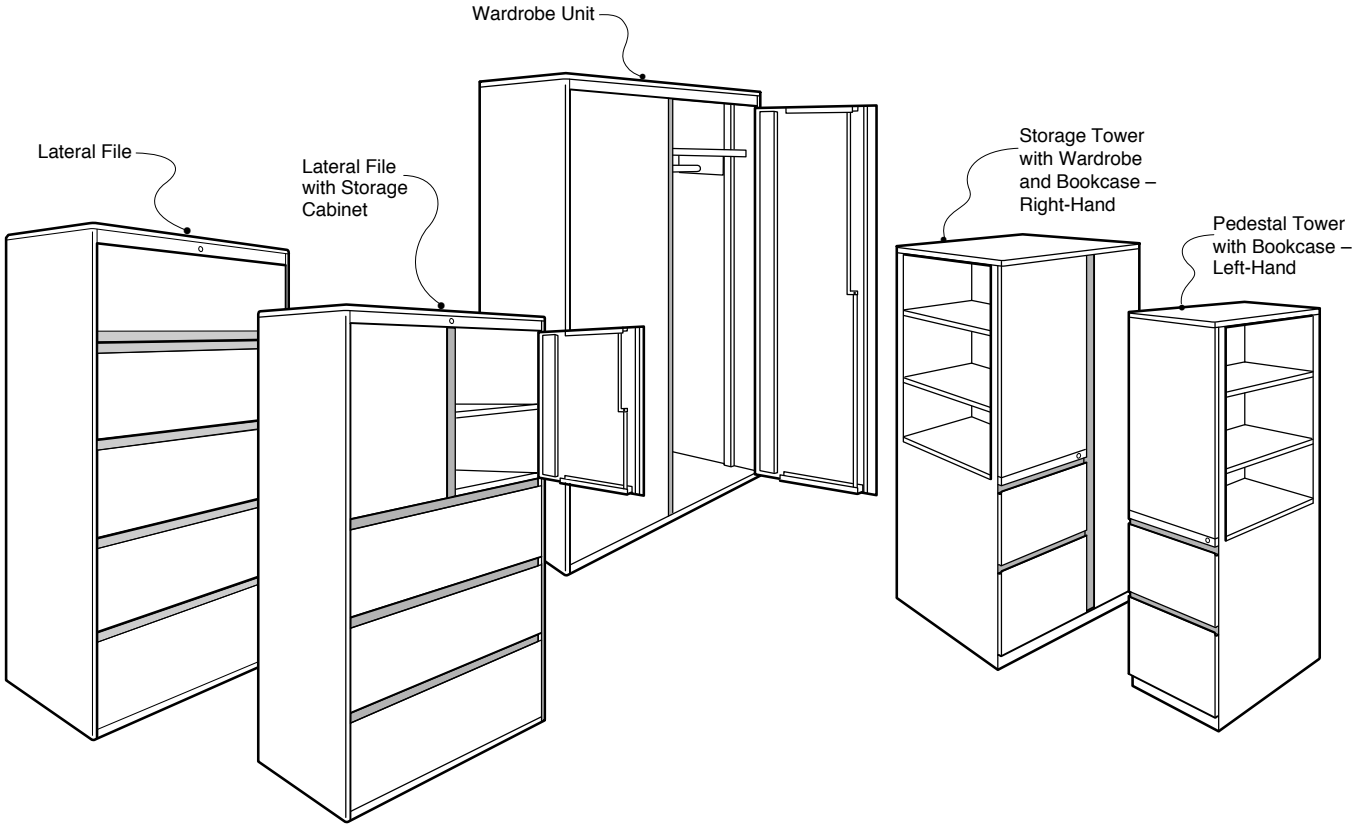

**Glide Adjustment Ranges**

| | |
|---|---|
| Pedestals | |
| Choices | 1 5/8" (41) |
| Lateral Files | |
| Choices | 5/8" (16) |
| Bookcases | 5/8" (16) |
| Choices Storage Towers | |
| Storage Tower w/Wardrobe | 5/8" (16) |
| Storage Tower w/Wardrobe and Bookcase | 1 1/2" (38) |
| Pedestal Tower w/Bookcase | 1 1/2" (38) |
| Choices File Centers | |
| Floor Supported File Center | 1 5/8" (41) |
| Pedestal Lateral File Center | 1 3/8" (35) |

**Keyed Alike**

Choices filing and storage units have two lock options to choose from. Units can be randomly keyed (option "R") or they can be key-alike (option "T") for no additional upcharge. When the randomly keyed option "R" is chosen the Choices filing and storage unit will ship with a randomly numbered core/key.

When the key-alike lock option "T" is chosen the Choices filing unit will ship with a "disposable" core in place of the core/key and the specified Choices Core/Key set(s) will be packaged separately for field installation. The "disposable" core must be field replaced with a Choices Core/Key set in order for the Choices filing unit to lock. The Core/Key set (LCAK) must be ordered separately.

**Ordering Information**

For ease in specifying, Trendway's catalog numbering system uses meaningful characters to convey description, surface type, and size. For example. LFS530 represents a Choices **L**ateral **F**ile with **S**torage Cabinet, **5**-High by **30**" (762) -wide.

Trendway has further simplified the order process by having all the options available for a product listed in the price chart. By following the Sample Part Number Example at the bottom of each page, you create a Part Number for each product. This Part Number will match your acknowledgement and packing slip.

When ordering filing and storage units, list the following:

1. Quantity (combine same products)

2. Complete Part Number (see Sample Part Number at the bottom of each page for correct number sequence).

3. For ease of reading, place a period between each option number (FSLF536E.J.K.R).

| | Catalog Number | Trim Color | Accent Strip Color | Lock |
|---|---|---|---|---|
| **Sample Part Number:** | FSLF536E | .J | .K | .R |
| **Total Cost** $2440 = | $2440 + | N/C + | N/C + | N/C |

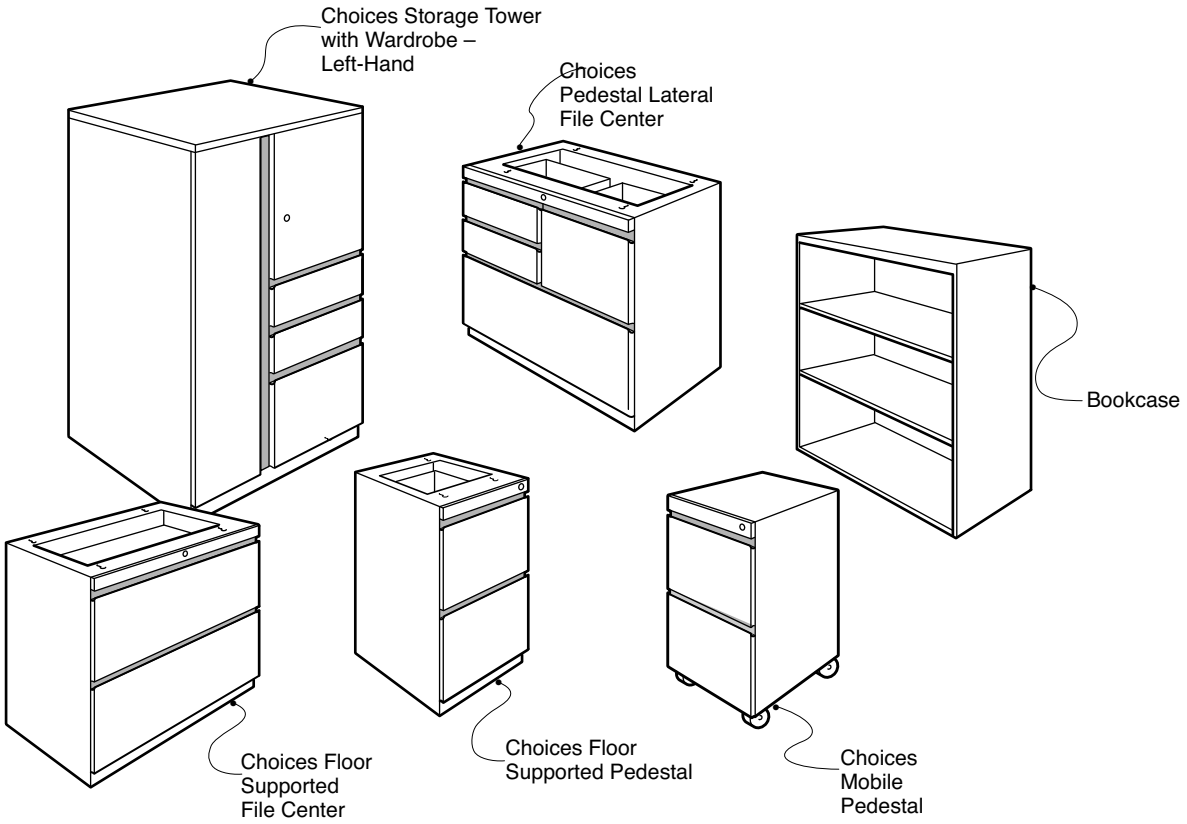

## Lateral File Front-to-Back Conversion Bar Application Guide

The Choices Freestanding Traverse Kit (FSTK)is used to convert letter and legal size folders to front-to-back filing in Lateral File drawers. The diagram below illustrates capacity and how many Traverse Kits to order for each application.

### Choices Freestanding Traverse Kit

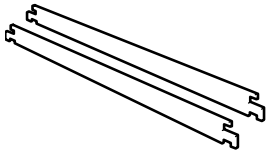

**For use with Choices Lateral Files, Choices Lateral File Centers, Choices Lateral File with Storage Cabinets**

| Letter Size Filing | Legal Size Filing |
|---|---|
| 30" - Wide | 30" - Wide |
| 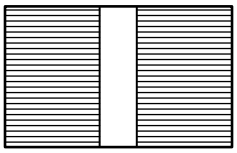 | 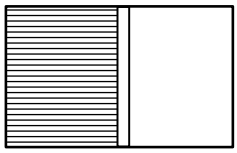 |
| 1 Choices Freestanding Traverse Kit | 1 Choices Freestanding Traverse Kit |
| 36" - Wide | 36" - Wide |
| 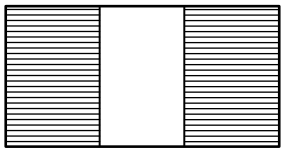 | 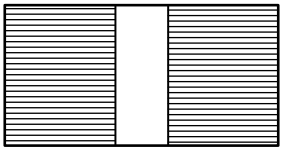 |
| 1 Choices Freestanding Traverse Kit | 1 Choices Freestanding Traverse Kit |
| 42" - Wide | 42" - Wide |
|  | 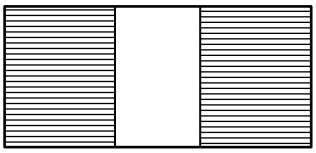 |
| 2 Choices Freestanding Traverse Kits | 1 Choices Freestanding Traverse Kit |

## Lateral File Top Specification Guide

Lateral File Tops are available for use with one, two or four lateral file unit combinations. For non-standard sizes, contact Trendway Custom Solutions 1-800-893-8117.

One Unit

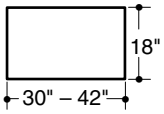


Two Unit

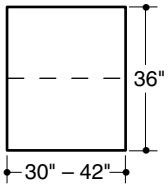


Four Unit

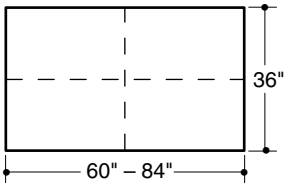


Two Unit

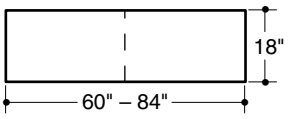

**Choices Storage Tower with Wardrobe**
The Choices Storage Tower with Wardrobe provides coat, drawer, and cupboard storage in a single cabinet. The Tower is available in two heights and in either a Right-Hand version with the wardrobe on the right side, or a Left-Hand version with the wardrobe on the left side.

The Tower is constructed of painted metal and has adjustable leveling glides. The cupboard door and the drawers have one common lock. The cupboard unit includes one adjustable painted metal shelf. The pedestal includes painted metal drawer fronts. 6" (152) and 12" (305) drawers have full extension ball-bearing slides. Doors and pedestal drawer fronts include Choices Accent Strips.

Available accessories include Choices Pedestal Divider/Conversion Kit (PCD), Choices Pencil Tray (HPPT), Lateral File Dividers (LFDE) and Shelf/File Dividers (SDIV).

Note: The Choices Storage Tower Wardrobe door does not lock.

When the key-alike lock option "T" is chosen a "disposable" core is assembled in the filing unit to temporarily secure the drawers and doors for transit. The "disposable" cores must be field replaced with Choices Core/Key Sets in order for the Choices filing unit to lock. Core/Key Sets (LCAK) must be ordered separately or by using the keying order form.

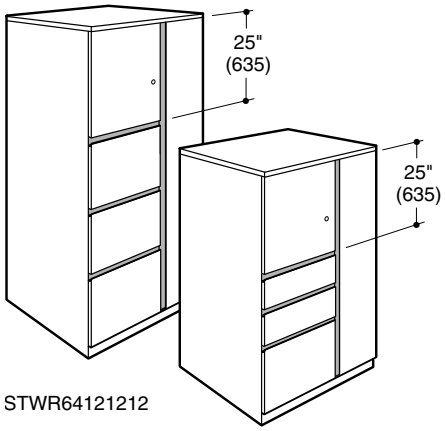


STWR64121212

STWR526612

## Choices Storage Tower with Wardrobe – Right-Hand

| Dimensions Depth | Width | Height | List Price | Catalog Number | Trim Color | Accent Strip Color | Lock |
|---|---|---|---|---|---|---|---|
| 23½" (597) | 23½" (597) | 52" (1321) | $2700<br>2835 | **STWR521212**<br>**STWR526612** | **Standard Finishes No Cost**<br><br>**Premium Finishes + $124**<br><br>See Surface Materials Page 11 | **K** Charcoal<br><br>Or Repeat Trim Color in Standard Smooth Finish For Color Matched. | **R No Cost** Random<br><br>***T Deduct - $9** Key-Alike<br><br>***Note:** Be sure to order Core/Key Sets (LCAK) separately (1 per unit) |
| 23½" (597) | 23½" (597) | 64⅛" (1641) | $2868<br>3004 | **STWR64121212**<br>**STWR64661212** | | | |

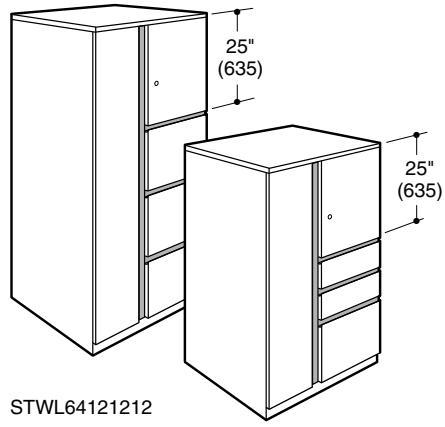


STWL64121212

STWL526612

## Choices Storage Tower with Wardrobe – Left-Hand

| Dimensions Depth | Width | Height | List Price | Catalog Number |
|---|---|---|---|---|
| 23½" (597) | 23½" (597) | 52" (1321) | $2700<br>2835 | **STWL521212**<br>**STWL526612** |
| 23½" (597) | 23½" (597) | 64⅛" (1641) | $2868<br>3004 | **STWL64121212**<br>**STWL64661212** |

| | | | | |
|---|---|---|---|---|
| **Build your complete Part Number here:** | _ _ _ _ _ _ _ | _ | _ | _ |

| | | | | |
|---|---|---|---|---|
| **Sample Part Number:** | **STWR526612** _ _ _ _ _ _ _ | **.J** _ | **.K** _ | **.R** _ |

**Total Cost** $2835 = $2835 + N/C + N/C + N/C

**Choices Storage Tower with Wardrobe and Bookcase**

The Choices Storage Tower with Wardrobe and Bookcase provides coat, drawer and bookcase storage in a single cabinet.

The Tower is available in two heights and in either a Right-Hand version with the wardrobe on the right side, or a Left-Hand version with the wardrobe on the left side.

The Tower is constructed of painted metal. Includes lockable drawers with painted metal drawer fronts and adjustable leveling glides. 6" (152) and 12" (305) drawers have full extension ball-bearing slides. Doors and pedestal drawer fronts include Choices Accent Strips.

The 52" (1321) Tower has one adjustable painted metal shelf that allows for one row of binder storage plus additional storage in the bookcase. The 64 1/8" (1641) Tower has two adjustable painted metal shelves that allow for two rows of binder storage plus additional storage in the bookcase.

Available accessories include Choices Pedestal Divider/Conversion Kit (PCD), Choices Pencil Tray (HPPT), Lateral File Dividers (LFDE) and Shelf/File Dividers (SFDIV).

Note: The Choices Storage Tower Wardrobe door does not lock.

When the key-alike lock option T" is chosen a "disposable" core is assembled in the filing unit to temporarily secure the drawers and doors for transit. The "disposable" cores must be field replaced with Choices Core/Key Sets in order for the Choices filing unit to lock. Core/Key Sets (LCAK) must be ordered separately or by using the keying order form.

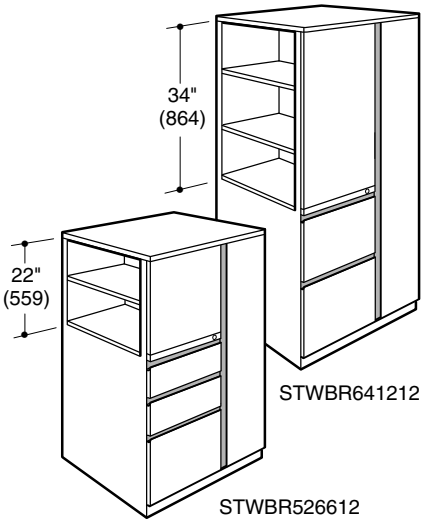


## Choices Storage Tower with Wardrobe and Bookcase – Right-Hand

| Depth | Dimensions Width | Height | Number of Shelves | List Price | Catalog Number | Trim Color | Accent Strip Color | Lock |
|---|---|---|---|---|---|---|---|---|
| 23 1/2" (597) | 23 1/2" (597) | 52" (1321) | 1 | $2531 | **STWBR521212** | **Standard Finishes No Cost**<br>**Premium Finishes + $124**<br>See Surface Materials Page 11 | **K** Charcoal<br>Or Repeat Trim Color in Standard Smooth Finish For Color Matched. | **R No Cost** Random<br>***T Deduct - $9** Key-Alike<br>***Note:** Be sure to order Core/Key Sets (LCAK) separately (1 per unit) |
| | | | 1 | 2666 | **STWBR526612** | | | |
| 23 1/2" (597) | 23 1/2" (597) | 64 1/8" (1641) | 2 | $2700 | **STWBR641212** | | | |
| | | | 2 | 2835 | **STWBR646612** | | | |

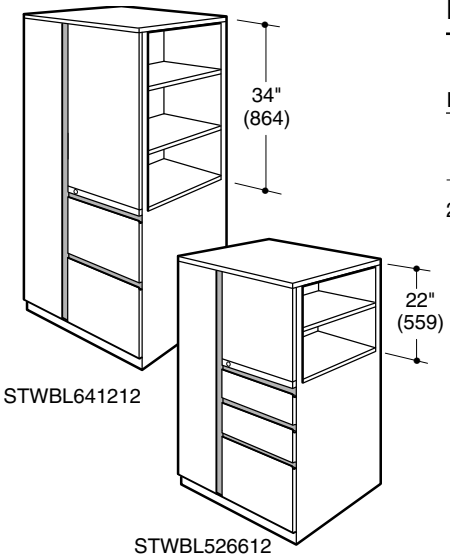


## Choices Storage Tower with Wardrobe and Bookcase – Left-Hand

| Depth | Dimensions Width | Height | Number of Shelves | List Price | Catalog Number |
|---|---|---|---|---|---|
| 23 1/2" (597) | 23 1/2" (597) | 52" (1321) | 1 | $2531 | **STWBL521212** |
| | | | 1 | 2666 | **STWBL526612** |
| 23 1/2" (597) | 23 1/2" (597) | 64 1/8" (1641) | 2 | $2700 | **STWBL641212** |
| | | | 2 | 2835 | **STWBL646612** |

| **Build your complete Part Number here:** | _ _ _ _ _ _ _ _ | _ | _ | _ |
|---|---|---|---|---|

| **Sample Part Number:** | **STWBR526612** | **.J** | **.K** | **.R** |
|---|---|---|---|---|
| **Total Cost** $2666 = | $2666 + | N/C + | N/C + | N/C |

**Choices Pedestal Tower with Bookcase**

The Choices Pedestal Tower with Bookcase combines the functionality of a pedestal with the added storage of a bookcase.

The Tower is available in Right- and Left-Hand versions. The Right-Hand version is intended for placement on the right-hand of a work station with the bookcase facing inward. The Left-Hand version is intended for placement on the left-hand of a work station with the bookcase facing inward.

The Tower is constructed of painted metal and has adjustable leveling glides. The bookcase unit includes two adjustable shelves that accomodate two rows of binder storage plus additional storage. The pedestal includes lockable drawers with painted metal drawer fronts. 6" (152) and 12" (305) drawers have full extension ball-bearing slides. Pedestal drawer fronts include Choices Accent Strips.

Available accessories include Choices Pedestal Divider/Conversion Kit (PCD), Choices Pencil Tray (HPPT),Lateral File Dividers (LFDE) and Shelf/File Dividers (SFDIV).

When the key-alike lock option T" is chosen a "disposable" core is assembled in the filing unit to temporarily secure the drawers and doors for transit. The "disposable" cores must be field replaced with Choices Core/Key Sets in order for the Choices filing unit to lock. Core/Key Sets (LCAK) must be ordered separately or by using the keying order form.

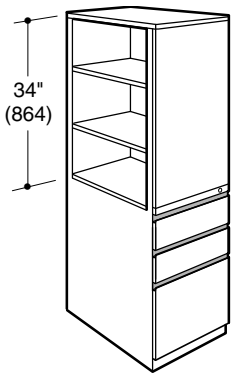


## Choices Pedestal Tower with Bookcase – Right-Hand

| Dimensions Depth | Width | Height | List Price | Catalog Number | Trim Color | Accent Strip Color | Lock |
|---|---|---|---|---|---|---|---|
| 23½" (597) | 15¼" (387) | 64⅛" (1641) | $1485<br>1500 | **PTBR641212**<br>**PTBR646612** | **Standard Finishes No Cost**<br>**Premium Finishes + $68**<br>See Surface Materials Page 11 | **K** Charcoal<br>Or Repeat Trim Color in Standard Smooth Finish For Color Matched. | **R No Cost** Random<br>***T Deduct - $9** Key-Alike<br>***Note:** Be sure to order Core/Key Sets (LCAK) separately (1 per unit) |

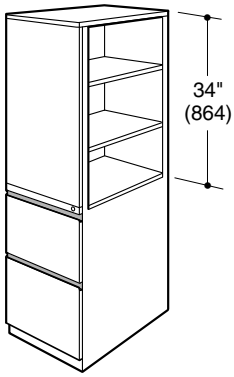


## Choices Pedestal Tower with Bookcase – Left-Hand

| Dimensions Depth | Width | Height | List Price | Catalog Number |
|---|---|---|---|---|
| 23½" (597) | 15¼" (387) | 64⅛" (1641) | $1485<br>1500 | **PTBL641212**<br>**PTBL646612** |

| | | | | |
|---|---|---|---|---|
| **Build your complete Part Number here:** | _ _ _ _ _ _ _ _ | _ | _ | _ |
| **Sample Part Number:** | **PTBR646612** | **.J** | **.K** | **.R** |
| **Total Cost** $1500 = | $1500 + | N/C + | N/C + | N/C |

**CHOICES LATERAL FILES**
Lateral Files are constructed of metal and include full-extension ball-bearing slides, leveling glides, and one plastic label holder per drawer. Drawer fronts are painted metal with accent strips.

Lateral Files include locks. Drawers accommodate side-to-side letter, A4, legal, EDP filing, and include a safety interlock mechanism that allows only one drawer to open at a time.

Accessories include the Choices Freestanding Traverse Kit (FSTK), Lateral File Dividers (LFDE), Choices Lateral File Tops (LFT) and Choices Lateral File Counterbalance Weights (CBWL).

Note: Lateral File Counterbalance Weights are required for individual lateral files that are not anchored or ganged back-to-back.

**Choices Five-Drawer Lateral Files**
The Five-Drawer model has four lateral drawers and a receding top door with roll-out shelf. Roll-out shelf includes 3 LFDE Lateral File Dividers.

When the key-alike lock option T" is chosen a "disposable" core is assembled in the filing unit to temporarily secure the drawers and doors for transit. The "disposable" cores must be field replaced with Choices Core/Key Sets in order for the Choices filing unit to lock. Core/Key Sets (LCAK) must be ordered separately or by using the keying order form.

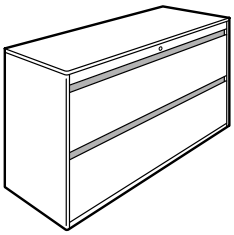

## Choices Two-Drawer Lateral Files

| Depth | Dimensions Width | Height | List Price | Catalog Number | Trim Color | Accent Strip Color | Lock |
|---|---|---|---|---|---|---|---|
| 17 3/8" (441) | 30" (762) | 27 3/4" (705) | $ 1052 | e FSLF230E | e **Standard Finishes No Cost** | e **K** Charcoal | e **R No Cost** Random |
| | 36" (914) | 27 3/4" (705) | 1184 | e FSLF236E | e **Premium Finishes + $68** 2-Drawer | Or Repeat Trim Color in Standard Smooth Finish For Color Matched. | e ***T Deduct - $9** Key-Alike |
| | 42" (1067) | 27 3/4" (705) | 1315 | e FSLF242E | **+ $124** 3, 4 and 5-Drawer | | ***Note:** Be sure to order Core/Key Sets (LCAK) separately (1 per unit) |



## Choices Three-Drawer Lateral Files

| Depth | Dimensions Width | Height | List Price | Catalog Number |
|---|---|---|---|---|
| 17 3/8" (441) | 30" (762) | 39 7/8" (1013) | $1379 | FSLF330E |
| | 36" (914) | 39 7/8" (1013) | 1537 | e FSLF336E |
| | 42" (1067) | 39 7/8" (1013) | 1714 | e FSLF342E |

See Surface Materials Page 11



## Choices Four-Drawer Lateral Files

| Depth | Dimensions Width | Height | List Price | Catalog Number |
|---|---|---|---|---|
| 17 3/8" (441) | 30" (762) | 52" (1321) | $1737 | FSLF430E |
| | 36" (914) | 52" (1321) | 1925 | FSLF436E |
| | 42" (1067) | 52" (1321) | 2140 | FSLF442E |



## Choices Five-Drawer Lateral Files

| Depth | Dimensions Width | Height | List Price | Catalog Number |
|---|---|---|---|---|
| 17 3/8" (441) | 30" (762) | 64 1/8" (1629) | $2204 | FSLF530E |
| | 36" (914) | 64 1/8" (1629) | 2440 | FSLF536E |
| | 42" (1067) | 64 1/8" (1629) | 2689 | FSLF542E |

| | | | | |
|---|---|---|---|---|
| **Build your complete Part Number here:** | _ _ _ _ _ | _ | _ | _ |
| **Sample Part Number:** | FSLF536E _ _ _ _ _ _ | .J _ | .K _ | .R _ |
| **Total Cost** $2440 = | $2440 + | N/C + | N/C + | N/C |

e notes the item is available on Express

**Choices Lateral File with Storage Cabinet**

The Choices Lateral File with Storage Cabinet features three lateral file drawers below an integrated hinged double-door storage cabinet with one fixed and one adjustable shelf. Cabinet, drawer and door construction is painted metal. Includes full-extension ball-bearing slides, leveling glides, and one plastic label holder per drawer. There are two separate keyed alike locks for drawers and double-doors. Drawers include a safely interlock mechanism. Drawers and doors have Choices Accent Strips.

Note: Choices Lateral File with Storage Cabinets use Choices Lateral File accessories.

Note: Lateral File Counterbalance Weights are required for individual lateral files that are not anchored or ganged back-to-back.

When the key-alike lock option T" is chosen a "disposable" core is assembled in the filing unit to temporarily secure the drawers and doors for transit. The "disposable" cores must be field replaced with Choices Core/Key Sets in order for the Choices filing unit to lock. Core/Key Sets (LCAK) must be ordered separately or by using the keying order form.

Note: For Lateral File with Storage Cabinet; If "R" is chosen the same random lock number will be assemled in each of the 2 lock locations.

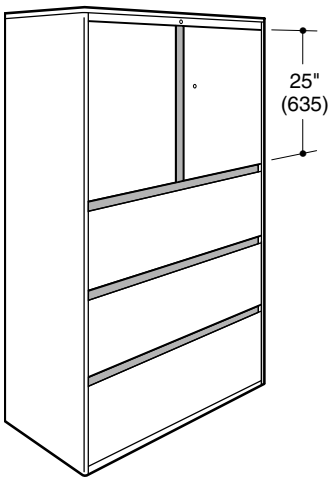


## Choices Lateral File with Storage Cabinet

| Depth | Dimensions Width | Height | List Price | Catalog Number | Trim Color | Accent Strip Color | Lock |
|---|---|---|---|---|---|---|---|
| 17 3/8" (441) | 30" (762)<br>36" (914)<br>42" (1067) | 64 1/8" (1629) | $2403<br>2648<br>2954 | **LFS530**<br>**LFS536**<br>**LFS542** | **Standard Finishes No Cost**<br><br>**Premium Finishes + $124**<br><br>See Surface Materials Page 11 | **K** Charcoal<br><br>Or Repeat Trim Color in Standard Smooth Finish For Color Matched. | **R No Cost** Random<br><br>***T Deduct - $19** Key-Alike<br><br>***Note:** Be sure to order Core/Key Sets (LCAK) separately (2 per unit) |
| | | **Build your complete Part Number here:** | | _ _ _ _ _ | _ | _ | _ |

| | | | | |
|---|---|---|---|---|
| **Sample Part Number:** | **LFS542** | **.J** | **.K** | **.R** |
| **Total Cost** $2954 = | $2954 + | N/C + | N/C + | N/C |

**Choices Double-Door Storage Units**
Choices Double-Door Storage Units are available in heights to match the two, three and five-high Choices Lateral Files. The units are constructed of painted metal and have locking doors with Choices Accent Strips. Painted metal shelves adjust vertically in 2" (51) increments.

Additional Storage Shelves (SS) are available.

Note: Choices Lateral File Tops (LFT) can be used on Choices Double-Door Storage Units.

**Choices Wardrobe Units**
The Choices Wardrobe Unit is constructed of painted metal and has locking doors with Choices Accent Strips. Includes one painted metal shelf with attached, full-width wardrobe bar.

When the key-alike lock option T" is chosen a "disposable" core is assembled in the filing unit to temporarily secure the drawers and doors for transit. The "disposable" cores must be field replaced with Choices Core/Key Sets in order for the Choices filing unit to lock. Core/Key Sets (LCAK) must be ordered separately or by using the keying order form.

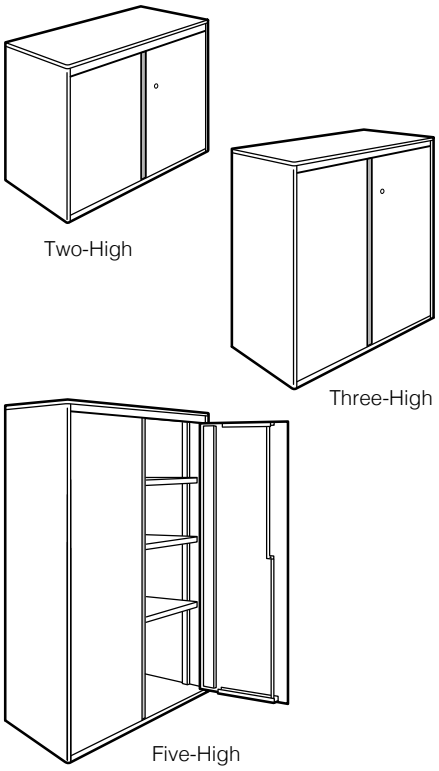


## Choices Double-Door Storage Units

| Dimensions Depth | Width | Height | Number of Shelves | List Price | Catalog Number | Trim Color | Accent Strip Color | Lock |
|---|---|---|---|---|---|---|---|---|
| 17 3/8" (441) | 36" (914) | 27 3/4" (705) | 1-Shelf | $1108 | **DD236E** | **Standard Finishes No Cost**<br><br>**Premium Finishes + $68** 2-High<br><br>**+ $124** 3 and 5-High<br><br>See Surface Materials Page 11 | **K** Charcoal<br><br>Or Repeat Trim Color in Standard Smooth Finish For Color Matched. | **R No Cost** Random<br><br>***T Deduct - $9** Key-Alike<br><br>***Note:** Be sure to order Core/Key Sets (LCAK) separately (1 per unit) |
| | | 39 7/8" (1013) | 2-Shelves | 1257 | **DD336E** | | | |
| | | 64 1/8" (1629) | 3-Shelves | 1748 | **DD536E** | | | |

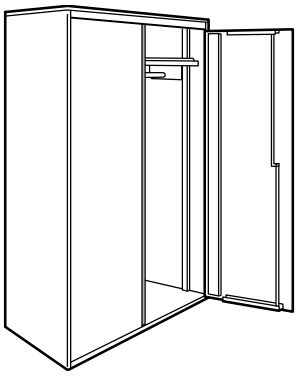

## Choices Wardrobe Units

| Dimensions Depth | Width | Height | List Price | Catalog Number |
|---|---|---|---|---|
| 17 3/8" (441) | 36" (914) | 64 1/8" (1629) | $1427 | **WR536E** |

| | | | | |
|---|---|---|---|---|
| **Build your complete Part Number here:** | _ _ _ _ _ | _ | _ | _ |

| | | | | |
|---|---|---|---|---|
| **Sample Part Number:** | **WR536E** _ _ _ _ _ | **.J** _ | **.K** _ | **.R** _ |
| **Total Cost** $1427 = | $1427 + | N/C + | N/C + | N/C |

## DOUBLE-DOOR, AND WARDROBE ACCESSORIES

### Storage Shelves

The Storage Shelf fits in Choices Double-Door Storage Units and in Choices Lateral File with Storage Cabinets for additional shelf space. Includes 4 shelf clips.

Note: Storage Shelves accomodate Choices Double-Door Storage Units purchased after June 1, 2003.

### Wardrobe Bars

The Wardrobe Bar converts a five-high Double-Door Storage Unit to a Wardrobe Unit. Wardrobe Bar attaches to the Storage Shelf.

### Storage Shelves

| Depth | Dimensions Width | Height | List Price | Catalog Number | Trim Color |
|---|---|---|---|---|---|
| 15³/₈" (391) | 30" (762) | 1" (25) | $64 | **SS30E2** | **Standard Finishes No Cost** |
| | 36" (914) | 1" (25) | 64 | **SS36E2** | |
| | 42" (1067) | 1" (25) | 64 | **SS42E2** | **Premium Finishes + $22** |
| | | | | | See Surface Materials Page 11 |

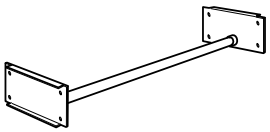

### Wardrobe Bars (For Five-High Double-Door Storage Unit)

| Dimensions Width | Height | List Price | Catalog Number |
|---|---|---|---|
| 36" (914) | 1" (25) Diameter | $79 | **WRB36E** |

| | | |
|---|---|---|
| **Build your complete Part Number here:** | _ _ _ _ _ | _ |

| | | |
|---|---|---|
| **Sample Part Number:** | **WRB36E** _ _ _ _ _ | **.G** _ |
| **Total Cost** $79 = | $79 + | N/C |

**Choices Floor-Supported File Centers**
The Choices Floor-Supported File Center is intended for use under work surfaces. It aesthetically integrates with Floor-Supported Pedestals with matching drawer fronts and base details. The File Center has full extension ball bearing slides. Available accessories include the Choices Freestanding Traverse Kit (FSTK) for front-to-back filing, Lateral File Dividers (LFDE) and Choices Label Holders (LH).

**Choices Pedestal Lateral File Center**
The Choices Pedestal Lateral File Center combines the functionality of a pedestal and the lateral file into a single cabinet that fits below a systems work surface or a desk module. It is designed to visually integrate with Choices Floor-Supported Pedestals.

Units are constructed of metal and include full-extension ball bearing slides on all drawers. Drawer fronts are painted metal with Choices pull Accent Strips. Available accessories include the Choices Freestanding Traverse Kit (FSTK) for front-to-back filing, Lateral File Dividers (LFDE), Choices Label Holders (LH), Choices Pedestal Divider/Conversion Kit (PCD) and Choices Pencil Tray (HPPT).

Note: File center must be attached to a panel-mounted work surface or a desk unit.

When the key-alike lock option T" is chosen a "disposable" core is assembled in the filing unit to temporarily secure the drawers and doors for transit. The "disposable" cores must be field replaced with Choices Core/Key Sets in order for the Choices filing unit to lock. Core/Key Sets (LCAK) must be ordered separately or by using the keying order form.

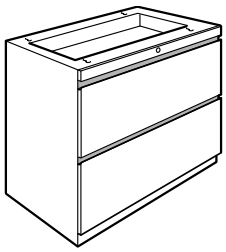

## Choices Floor-Supported File Centers

| Depth | Dimensions Width | Height | List Price | Catalog Number | Trim Color | Accent Strip Color | Lock |
|---|---|---|---|---|---|---|---|
| 18 3/16" (462) | 30 1/2" (775) | 27 3/4" (705) | $866 | **FSFC30E** | **Standard Finishes No Cost**<br>**Premium Finishes + $68**<br>See Surface Materials Page 11 | **K** Charcoal<br>Or Repeat Trim Color in Standard Smooth Finish For Color Matched. | **R No Cost** Random<br>***T Deduct - $9** Key-Alike<br>***Note:** Be sure to order Core/Key Sets (LCAK) separately (1 per unit) |
| 18 3/16" (462) | 36 1/2" (917) | 27 3/4" (705) | 978 | **FSFC36E** | | | |

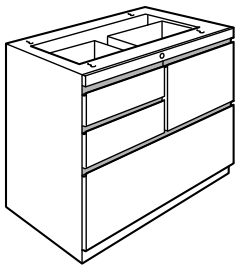

## Choices Pedestal Lateral File Center

| Depth | Dimensions Width | Height | List Price | Catalog Number |
|---|---|---|---|---|
| 18 1/8" (460) | 30 1/2" (775) | 27 3/4" (705) | $1319 | **PLF306612** |

| | | | | |
|---|---|---|---|---|
| **Build your complete Part Number here:** | _ _ _ _ _ | _ _ | _ | |

| | | | | |
|---|---|---|---|---|
| **Sample Part Number:** | **FSFC36E** _ _ _ _ _ | **.G** _ | **.G** _ | **.R** _ |
| **Total Cost** $978 = | $978 + | N/C + | N/C + | N/C |

**Choices Lateral File Tops**
Choices Lateral File Tops are sized to be used with Choices Two-Drawer, Three-Drawer, Four-Drawer and Five-Drawer Lateral Files. They are available for use with a single lateral file or combination of two or four lateral files. Lateral File Tops have a high-pressure laminate surface with vinyl edge. Tops are nominal 1¹/₄" (32) thick.

Note: 18" (457)-deep Lateral File Tops are sized to fit between Return Panels and can also be used in freestanding applications. 36" (914)-deep Lateral File Tops are sized for freestanding applications only.

For non-standard sizes, contact Trendway Custom Solutions 1-800-893-8117.

See Lateral File Top Specification Guide in the Planning section.

Note: Lateral File Tops cannot be used in place of counterbalance weights, ganging or anchoring.

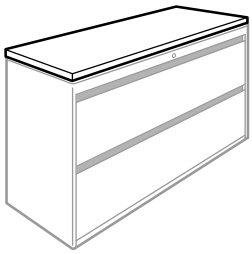

## Choices Lateral File Tops

| Nominal Depth | Nominal Width | Dimensions Actual Depth | Dimensions Actual Width | List Price Laminate Grade 1 | 2 | 3 | Catalog Number | Laminate Color | Edge Color |
|---|---|---|---|---|---|---|---|---|---|
| 18" (457) | 30" (762) | 17⁵/₈" (448) | 29¹⁵/₁₆" (760) | $207 | $218 | $256 | **LFT1830E** | See Surface Materials Page 7 | See Surface Materials Page 11 |
| | 36" (914) | | 35¹⁵/₁₆" (913) | 226 | 242 | 300 | **LFT1836E** | | |
| | 42" (1067) | | 41¹⁵/₁₆" (1065) | 250 | 266 | 324 | **LFT1842E** | | |
| | 60" (1524) | | 59¹⁵/₁₆" (1522) | 317 | 340 | 427 | **LFT1860E** | | |
| | 66" (1676) | | 65¹⁵/₁₆" (1675) | 345 | 368 | 455 | **LFT1866E** | | |
| | 72" (1829) | | 71¹⁵/₁₆" (1827) | 368 | 391 | 478 | **LFT1872E** | | |
| | 78" (1981) | | 77¹⁵/₁₆" (1980) | 371 | 394 | 481 | **LFT1878E** | | |
| | 84" (2134) | | 83¹⁵/₁₆" (2132) | 372 | 395 | 482 | **LFT1884E** | | |
| 36" (914) | 30" (762) | 35" (889) | 30³/₁₆" (767) | $300 | $323 | $410 | **LFT3630E** | | |
| | 36" (914) | | 36³/₁₆" (919) | 339 | 362 | 449 | **LFT3636E** | | |
| | 42" (1067) | | 42³/₁₆" (1072) | 380 | 403 | 490 | **LFT3642E** | | |
| | 60" (1524) | | 60³/₁₆" (1529) | 433 | 470 | 605 | **LFT3660E** | | |
| | 66" (1676) | | 66³/₁₆" (1681) | 486 | 533 | 712 | **LFT3666E** | | |
| | 72" (1829) | | 72³/₁₆" (1834) | 499 | 546 | 725 | **LFT3672E** | | |
| | 78" (1981) | | 78³/₁₆" (1986) | 503 | 550 | 729 | **LFT3678E** | | |
| | 84" (2134) | | 84³/₁₆" (2138) | 508 | 555 | 734 | **LFT3684E** | | |
| | | | | **Build your complete Part Number here:** | | | _ _ _ _ _ | _ | _ |

| **Sample Part Number:** | **LFT1842E** _ _ _ _ _ _ | **.J** _ | **.K** _ |
|---|---|---|---|
| **Total Cost** $250 = | $250 + | N/C + | N/C |

## CHOICES LATERAL FILE ACCESSORIES

### Choices Lateral File Counterbalance Weights

The Choices Lateral File Counterbalance Weight **provides additional stability and *must be used* for individual lateral files that are not anchored or ganged back- to-back.** All hardware is included for field installation.

### Choices Freestanding Traverse Kit

The Choices Freestanding Traverse Kit converts Choices Freestanding Lateral Files and Floor-Supported File Centers from standard side-to-side filing to front-to-back filing.

Note: For each drawer, order one kit for 30" (762)- and 36" (914)-wide lateral files; order two kits for 42" (1067)-wide lateral files. See Lateral File Front-to-Back Conversion Bar Application Guide in the Planning section for further information.

Available in Black only.

### Lateral File Dividers

The Lateral File Dividers are freestanding dividers that securely attach magnetically to a shelf or drawer bottom.

Available in Black only.

### Choices Label Holders

The Choices Label Holder attaches to freestanding lateral file and pedestal drawers with pull accent strips. Packaged in boxes of 6. Includes label inserts.

Note: The required number of holders are included with each lateral file order; order extra Label Holders only when additional holders are needed.

Available in Clear Plastic only.

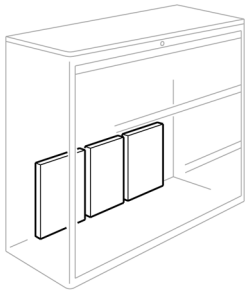

## Choices Lateral File Counterbalance Weights

| Description | Pieces | List Price | Catalog Number |
|---|---|---|---|
| For Two-Drawer Lateral File | 4 | $184 | ⓔ CBWL2E |
| For Three-Drawer Lateral File | 3 | 159 | ⓔ CBWL3E |
| For Four- and Five-Drawer Lateral File | 2 | 81 | ⓔ CBWL4E |

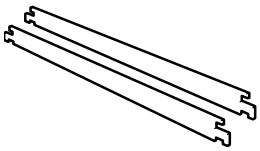

## Choices Freestanding Traverse Kit

| Description | List Price | Catalog Number |
|---|---|---|
| Includes 2 bars. | $20 | ⓔ FSTK |

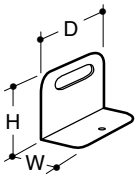


## Lateral File Dividers

| Dimensions Depth | Width | Height | List Price | Catalog Number |
|---|---|---|---|---|
| 8" (203) | 4" (102) | 7½" (191) | $88 | ⓔ LFDE |

Includes 3 dividers.

## Choices Label Holders

| Description | List Price | Catalog Number |
|---|---|---|
| Includes 6 label holders. | $30 | LH |

**Build your complete Part Number here:** _ _ _ _ _

**Sample Part Number:** LFDE _ _ _ _ _

**Total Cost** $88 = $88

ⓔ notes the item is available on Express

**Choices Floor-Supported Pedestals**
The Floor-Supported Pedestal mounts beneath the work surface. Includes lockable drawers, ball-bearing slides, 1 5/8" (41) leveling glides and mounting hardware. The 6" (152) drawers have 3/4 extension slides; the 12" (305) drawers fully extend. Pedestals are painted metal. Drawers have pull accent strips across the length of the pull.

Note: One pencil tray is included with the FSP6612E and FSPD6612E. Order drawer dividers and other drawer accessories separately.

**Choices Mobile Pedestals**
The Mobile Pedestal includes two locking and two non-locking casters, lockable drawers, ball-bearing slides, and a factory-installed counterbalance weight. The 6" (152) drawers have 3/4 extension slides; 12" (305) drawer slides fully extend. Pedestals are painted metal. Drawers have pull accent strips across the length of the pull.

Note: One pencil tray is included with the MP6612E. Order drawer dividers and other drawer accessories separately.

When the key-alike lock option T" is chosen a "disposable" core is assembled in the filing unit to temporarily secure the drawers and doors for transit. The "disposable" cores must be field replaced with Choices Core/Key Sets in order for the Choices filing unit to lock. Core/Key Sets (LCAK) must be ordered separately or by using the keying order form.

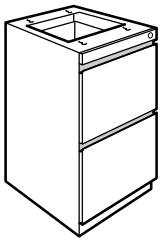
FSP1212E

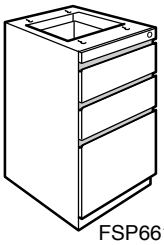
FSP6612E

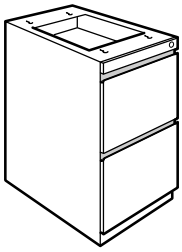
FSPD1212E

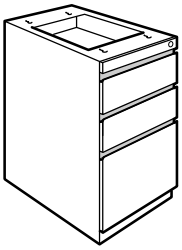
FSPD6612E

## Choices Floor-Supported Pedestals

| Depth | Dimensions Width | Height | List Price | Catalog Number | Trim Color | Accent Strip Color | Lock |
|---|---|---|---|---|---|---|---|
| 22" (559) | 15 3/16" (386) | 27 3/4" (705) | $675<br>708 | ⓔ **FSP1212E**<br>ⓔ **FSP6612E** | ⓔ **Standard Finishes No Cost**<br>ⓔ **Premium Finishes + $56**<br>See Surface Materials Page 11 | ⓔ **K** Charcoal<br>Or Repeat Trim Color in Standard Smooth Finish For Color Matched. | ⓔ **R No Cost** Random<br>ⓔ ***T Deduct - $9** Key-Alike<br>***Note:** Be sure to order Core/Key Sets (LCAK) separately (1 per unit) |
| 28" (711) | 15 3/16" (386) | 27 3/4" (705) | $742<br>769 | **FSPD1212E**<br>**FSPD6612E** | | | |





## Choices Mobile Pedestals

| Depth | Dimensions Width | Height | List Price | Catalog Number |
|---|---|---|---|---|
| 22" (559) | 15 3/16" (386) | 27 3/4" (705) | $841<br>962 | **MP1212E**<br>**MP6612E** |

| | | | | |
|---|---|---|---|---|
| **Build your complete Part Number here:** | _ _ _ _ _ | _ | _ | _ |
| **Sample Part Number:** | **FSP6612E** _ _ _ _ _ _ | **.J** _ | **.K** _ | **.R** _ |
| **Total Cost** $708 = | $708 + | N/C + | N/C + | N/C |

ⓔ notes the item is available on Express

**Choices ¾ Mobile Pedestals**
The Mobile Pedestal includes two locking and two non-locking casters, lockable drawers, ball-bearing slides, and a factory-installed counterbalance weight. Pedestals are painted metal. Drawers have pull accent strips across the length of the pull.

Note: One pencil tray is included with the MP612E. Order drawer dividers and other drawer accessories separately.

**Choices Mobile Pedestal Cushion Top Kit**
The Pedestal Cushion Top Kit includes a 1" thick upholstered cushion and four attached Velcro tabs to affix cushion. This cushion top can only be used on Choices Mobile Pedestals.

When the key-alike lock option T" is chosen a "disposable" core is assembled in the filing unit to temporarily secure the drawers and doors for transit. The "disposable" cores must be field replaced with Choices Core/Key Sets in order for the Choices filing unit to lock. Core/Key Sets (LCAK) must be ordered separately or by using the keying order form.

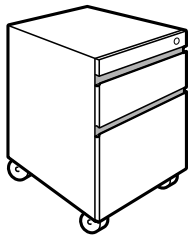

## Choices ¾ Mobile Pedestals

| Depth | Dimensions Width | Height | List Price | Catalog Number | Trim Color | Accent Strip Color | Lock |
|---|---|---|---|---|---|---|---|
| 22" (559) | 15 3/16" (386) | 21" (533) | $909 | **MP612E** | **Standard Finishes No Cost**<br><br>**Premium Finishes + $56**<br><br>See Surface Materials Page 11 | **K** Charcoal<br><br>Or Repeat Trim Color in Standard Smooth Finish For Color Matched. | **R No Cost** Random<br><br>***T Deduct - $9** Key-Alike<br><br>***Note:** Be sure to order Core/Key Sets (LCAK) separately (1 per unit) |

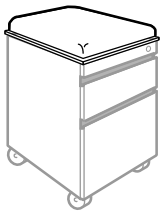

## Choices Mobile Pedestal Cushion Top Kit

| List Price Fabric Grade A | B | C | D | E | F | G | H | I | J | K | Catalog Number | Seating Fabric Color |
|---|---|---|---|---|---|---|---|---|---|---|---|---|
| $185 | $204 | $219 | $239 | $264 | $288 | $317 | $331 | $345 | $365 | $388 | **MPCTK** | See Surface Materials |
| | | | | | | | | | | **Build your complete Part Number here:** | _ _ _ _ _ | _ _ _ |

| **Sample Part Number:** | **MP612E** _ _ _ _ _ _ | **.J** _ | **.K** _ | **.R** _ |
|---|---|---|---|---|
| **Total Cost** $909 = | $909 + | N/C + | N/C + | N/C |

## PEDESTAL AND FILE CENTER ACCESSORIES

**Choices Pedestal Divider/Conversion Kit (Also for use with File Centers)**
The Pedestal Divider/Conversion Kit is used to divide drawer space in the 6" (152) drawer. The 12" (305) Divider/Conversion Kit is used to divide and compress letter size files, or can convert the 12" (305) drawer to side-to-side or legal-size filing.

Available in Black only.

**Choices Pencil Tray**
The Pencil Tray organizes small items in both the 6" (152) and 12" (305) Choices Pedestal drawers and Lateral File Center drawers.

Available in Black only.

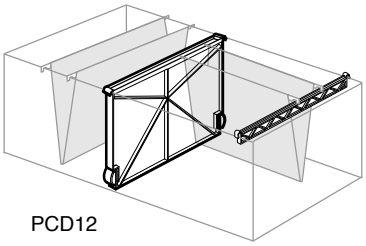

PCD12

### Choices Pedestal Divider/Conversion Kit

| Width | Dimensions Height | Description | List Price | Catalog Number |
|---|---|---|---|---|
| 12 3/4" (324) | 4 5/8" (117) | Includes 5 dividers. | $44 | ⓔ PCD6 |
| | 9 5/8" (244) | Includes 5 dividers and conversion bars. | 72 | ⓔ PCD12 |

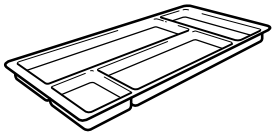

### Choices Pencil Tray

| Depth | Dimensions Width | Height | Description | List Price | Catalog Number |
|---|---|---|---|---|---|
| 5 1/2" (140) | 13 3/8" (340) | 1" (25) | Includes 1 pencil tray. | $16 | ⓔ HPPT |

**Build your complete Part Number here:** _ _ _ _ _ _

**Sample Part Number:** HPPT _ _ _ _ _

**Total Cost** $16 = $16

ⓔ notes the item is available on Express

**Choices Bookcases**
The Bookcase is complete with metal top and base with leveling glides. The Two-high case has one adjustable shelf; the three-high case has two adjustable shelves; the four-high case has three adjustable shelves; the five-high case has four adjustable shelves. The shelves are 1" (25)-thick, and adjust in 1/2" (13)-height increments. All Bookcase heights are designed to accommodate standard binders on all shelves.

Additional Bookcase Shelves (BCAS, BCBS, BCCS) are available.

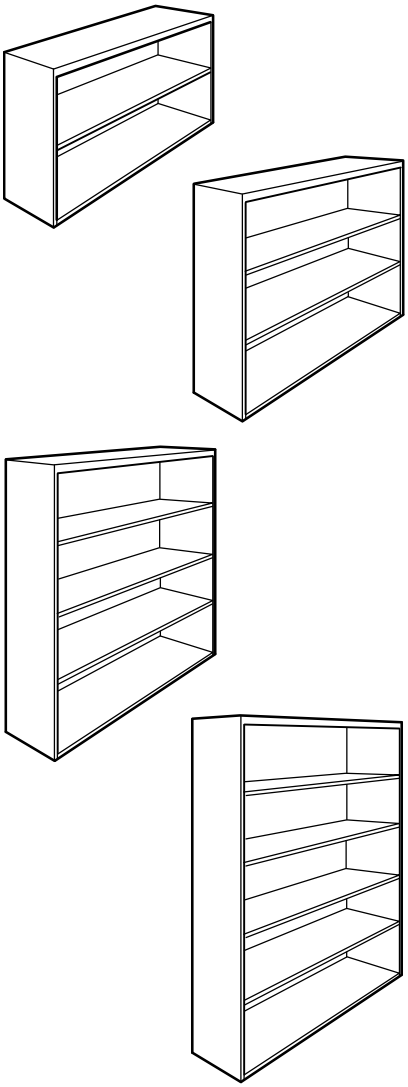

## Choices Bookcases

| Depth | Dimensions Width | Height | Units High | List Price | Catalog Number | Trim Color |
|---|---|---|---|---|---|---|
| 13 3/8" (340) | 30" (762) | 28" (711) | 2-High | $677 | **BCA230** | **Standard Finishes No Cost** |
| | | 41" (1041) | 3-High | 793 | **BCA330** | |
| | | 53 3/8" (1356) | 4-High | 932 | **BCA430** | **Premium Finishes + $68** 2-High |
| | | 66 3/8" (1686) | 5-High | 1072 | **BCA530** | |
| **Depth** | **Dimensions Width** | **Height** | **Units High** | **List Price** | **Catalog Number** | **+ $124** 3, 4 and 5-High |
| 13 3/8" (340) | 36" (914) | 28" (711) | 2-High | $697 | **BCB236** | See Surface Materials Page 11 |
| | | 41" (1041) | 3-High | 813 | **BCB336** | |
| | | 53 3/8" (1356) | 4-High | 952 | **BCB436** | |
| | | 66 3/8" (1686) | 5-High | 1100 | **BCB536** | |
| **Depth** | **Dimensions Width** | **Height** | **Units High** | **List Price** | **Catalog Number** | |
| 13 3/8" (340) | 42" (1067) | 28" (711) | 2-High | $ 777 | **BCC242** | |
| | | 41" (1041) | 3-High | 895 | **BCC342** | |
| | | 53 3/8" (1356) | 4-High | 1049 | **BCC442** | |
| | | 66 3/8" (1686) | 5-High | 1205 | **BCC542** | |
| | | | | **Build your complete Part Number here:** | _ _ _ _ _ | _ |

| | | |
|---|---|---|
| **Sample Part Number:** | **BCB536** _ _ _ _ _ | **.Y** _ |
| **Total Cost** $1100 = | $1100 + | N/C |

**Choices Bookcase Shelves**
Bookcase Shelves are used for additional shelf space. Includes one shelf and mounting hardware. Bookcase Shelves accommodate bookcases purchased after December 9, 2002.

**Shelf/File Dividers**
Shelf/File Dividers are freestanding dividers that securely attach magnetically to a shelf or drawer bottom. Includes three dividers. Available in all trim colors.

## Choices Bookcase Shelves (For BCA, BCB and BCC Bookcases)

| Fits Bookcase Width | Dimensions Depth | Actual Width | Height | List Price | Catalog Number | Trim Color |
|---|---|---|---|---|---|---|
| 30" (762) | 12 7/8" (327) | 27 5/8" (702) | 1" (25) | $81 | **BCAS30** | **Standard Finishes No Cost** |
| 36" (914) | | 33 5/8" (854) | 1" (25) | 81 | **BCBS36** | |
| 42" (1067) | | 39 5/8" (1006) | 1" (25) | 81 | **BCCS42** | **Premium Finishes + $22** See Surface Materials Page 10 |

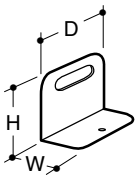


## Shelf/File Dividers

| Depth | Dimensions Width | Height | List Price | Catalog Number | Trim Color |
|---|---|---|---|---|---|
| 8" (203) | 4" (102) | 7 1/2" (191) | $92 | **SFDIV** | **Standard Smooth Finish Only** See Surface Materials Page 10 |
| Includes 3 dividers. | | | | | |

| | | |
|---|---|---|
| **Build your complete Part Number here:** | _ _ _ _ _ | _ |

| | | |
|---|---|---|
| **Sample Part Number:** | **BCBS36** _ _ _ _ _ | **.Y** _ |
| **Total Cost** $81 = | $81 + | N/C |

## *Terms, Policies & Index*

*Terms & Policies* *212*

*Index* *216*

**1. Prices**
Prices shown in this price list are F.O.B. origin, freight prepaid, in the contiguous United States. Trendway Corporation reserves the right to change prices without notice. Trendway may implement price changes effective at time of shipment if shipping date is more than 120 days from date written order was received by Trendway.

Pricing for shipments outside the contiguous United States will be based on the port of departure. Freight will be prepaid to port of departure.

List prices include coverage of prepaid standard, Trendway-specified freight cost.

**2. Order Placement**
Trendway Corporation requires all orders to be submitted electronically via on-line order entry at www.trendealer.com, or in writing following Ordering Procedures on page 1. Trendway recommends using design software for larger projects which allows the dealer to design, specify, and enter an order more efficiently and accurately which will assure completeness and avoid errors and duplications. The Buyer assumes all responsibility for the correct content of any order which has been acknowledged.

**3. Confirmation**
Upon receiving an order, Trendway Corporation will send an acknowledgement with exact pricing information and scheduled shipping date. Orders can also be confirmed on-line at www.trendealer.com. Customer is responsible for checking acknowledgements to ensure that the order is correct. Order will be processed as acknowledged.

**4. Lead Times**
Trendway Corporation reserves the right to alter lead times as demand for products fluctuate. Stated lead times begin after a complete order is entered and scheduled. Shipments are subject to product availability. Special products and larger orders may extend lead times. Orders placed by dealers without a requested delivery date will be assigned a delivery date of 8 business days for Express orders, 4 weeks for standard product orders and 6 weeks for custom product orders. Please contact your customer care representative for exact lead-times.

**5. Buyer's Credit**
If, in the judgment of Trendway, the financial condition of the Buyer at any time does not justify the terms specified, Trendway may at any time by notice to the Buyer require prepayment or other terms of payment differing from those specified in Section 8 or other satisfactory security to insure prompt payment of invoices.

**6. Order Changes**
To change an order, the customer must call Trendway Customer Care for order status. If approved, the customer must confirm the changes in writing to Trendway Corporation. Customer agrees to accept any and all charges involved in altering an order. This includes payment, determined by Trendway, for product already in production. Changes in orders also may result in delayed shipments.

**7. Cancellation**
All cancellations must be approved by Trendway Corporation. **Orders in production cannot be cancelled without incurring substantial or full purchase price.** Customers shall agree to accept any and all charges involved in the cancellation transaction, as determined by Trendway. Non-standard items may not be cancelled.

**8. Terms of Sale**
Terms of sale on all invoices to approved Trendway customers are Net 30 days from date of invoice. These terms may be changed at any time by Trendway Corporation based on credit rating information available on specific customers. Payment in advance may be requested at the discretion of Trendway without explanation.

**9. Taxes**
Prices listed do not include any federal, state, local, or other taxes. Purchaser agrees to pay or reimburse any such taxes that Trendway Corporation, Trendway Corporation subcontractors, or suppliers are required to pay. For shipments to AZ, CA, CO, DC, FL, GA, IL, IN, KS, MA, MI, MN, MS, NJ, NY, OH, PA, TX and Canada, add appropriate tax rate. All authorized dealers should ensure that a resale exemption certificate is on file with Trendway Corporation.

**10. Past-Due Accounts**
Past-due accounts will be charged 1.5% per month. This is an annual rate of 18% or the highest legal rate on the unpaid balance. The purchaser agrees to pay all collection agency fees, court costs, and/or reasonable attorney fees incurred by Trendway in the collection of past-due balances.

**11. Customer's Own Material (COM)**
The Trendway COM program allows customers to use special materials. By complying with the COM testing for manufacturability procedure in the steps below, Trendway will be able to identify if your material is appropriate for application to the products you specify.

To comply with the COM process, please follow these steps:

1. Select the COM material.
2. Check first with www.trendealer.com/ COM Library, to determine if this material has already passed testing for manufacturability on the intended product.
3. If the material is pre-approved in the COM Library, customer must submit a *COM Guideline Form* (available on www.trendealer.com or from Trendway Customer Care Representative).
4. If the material requested is not in the COM Library, customer must submit a *COM Request Form* online at www.trendealer.com, send a sample of the COM material (see Test Yardage Requirements below), and include a list of Trendway product numbers designated for the COM application. Material sample should include pattern name, pattern number and color, manufacturer, direction material should be applied, and Control number from the COM Request Form response.
5. Ship COM samples to:

   U.S. Mail Shipment and
   UPS, FedEx Shipment:

   Customer Care
   Trendway Corporation
   P.O. Box 9016
   Holland, MI 49422-9016

6. You will be notified within five working days by Trendway, whether your COM has been approved or disapproved for application.

| TEST YARDAGE REQUIREMENTS | |
|---|---|
| Choices panels | 1 1/2 yd. |
| Flipper doors | 2/3 yd. |
| Contrada tiles | 1 yd. |

NOTE: Most fabric houses have a yardage minimum or an upcharge on less than one-yard cuts.

NOTE: All COM applications are priced at Grade 1 or Grade A.

If Buyer desires to use his own material in the production of Trendway's products, it is necessary to obtain the prior written consent of Trendway. Material provided by the Buyer shall be shipped to seller, freight prepaid, and all risk of loss or damage shall remain with Buyer. Buyer must assume

responsibility for any spoilage that takes place in the course of processing or during transportation. Buyer hereby holds Trendway harmless against any and all claims for loss, liability, injury, or damage arising from use of customer material; and Buyer takes full responsibility for performance and quality of customer material. Buyer should also be aware that Buyer-furnished materials will not qualify for UL Listings and may not meet fire codes. Please discuss specific concerns and special needs with Trendway Customer Care PRIOR to placing your order.

**11a. Custom Color**
Trendway's Custom Color program allows the customer to specify their own color or stain on many of Trendway's products. See www.trendealer.com for product availability, individual product guidelines and lead times. Set up fees and lead times are product specific and will vary.

To request a Custom Color or Stain:

- Complete a Custom Color Request form (available on www.trendealer.com).
- Send request form along with two 2"x3" samples to Trendway Customer Care Color Coordinator.
- After the receipt of the request, Trendway will provide customer with one color sample.
- If approved, Dealer or customer completes custom color form, providing the custom match color number on the back of the sample, signs, and returns by fax or mail to Custom Color Coordinator.
- Samples will be matched under cool white florescent lighting. All orders processed under the Custom Color program will be manufactured within commercially acceptable tolerances.
- Customer Color program is not available within Express lead-time.
- If applicable, dealer will be sent an invoice for $200 color matching fee per customer, per color. See Custom Color Request form for details.

**12. Special Product**
When Trendway purchases special surface materials (i.e., fabrics and laminates) at the request of the customer, the customer takes full responsibility for the performance and quality of the surface material.

**13. Delays**
Trendway shall not be liable for loss or damage due to delay in manufacturing or delivery resulting from any cause beyond Trendway's reasonable control, including, but not limited to, compliance with any regulations, orders, or instructions of any Federal, State, or Municipal Government, or any department or agency thereof, acts of God, acts or omissions of Buyer, acts of civil or military authority, fires, strikes, factory shutdowns or alterations, embargoes, war, riot, delays in transportation or inability due to causes beyond Trendway's reasonable control to obtain necessary labor, manufacturing facilities, or material from Trendway's usual sources. In no event shall Trendway be liable for special or consequential damages for any delay for any cause.

**14. Postponement of Delivery**
If unforeseen circumstances occur, Trendway Corporation may postpone delivery of ordered products. Customer will be notified when such postponement occurs.

**15. Storage**
When shipment is delayed by the Buyer, Trendway reserves the right to place the goods in storage at customer's risk and cost. Trendway charges 1/4 of 1% of list price per week to cover storage. All terms and conditions of the sale, including but not limited to invoicing and payment, will continue as Buyer-specified destination; except that title remains with Trendway and that Trendway reserves the right to modify payment terms to assure recovery of any additional cost incurred.

**16. Transportation**
All orders shipped to any destination, within the contiguous United States, will be F.O.B. origin, freight prepaid, and risk of loss or damage shall pass to Buyer upon delivery to carrier. Trendway will determine the method and agency of transportation to be used.

Exceptions to standard prepaid freight are as follows:

- Customer directed expedites (Air Freight, Team Hauls) will be prepaid by Trendway and Customer will be billed the difference between standard and expedited freight.
- Truckload deliveries that are requested to deliver on weekends, Holidays or after 3:00 pm on Friday's will have an additional charge of $450 per truck.
- Excessive unloading (in excess of 4 hours) will be billed at $50 per hour after the initial 4 hour unloading period.
- LTL shipments normally deliver between 8:00 am and 5:00 pm, Monday through Friday. A specific delivery time on your assigned delivery date can be requested for an additional charge of $150. This charge does not apply to full-truckload shipments. Requests for specific dates/times falling outside standard delivery timeframe for the carrier serving your area constitute Expedites (see Customer-Directed Expedites, above). Expedite charges do apply to full-truckload shipments.
- Lift gate service will have an additional charge of $85.
- Inside delivery service starts at $50. Call Customer Care for quote.
- Reconsignment cost after shipment, starts at $50. Call Customer Care for quote.
- Special equipment requirements call for a quote.

In the event that special F.O.B. Destination terms are agreed to by Trendway or delivery is made on Trendway-owned or -leased equipment, customer or authorized representative is responsible for noting any freight damage or shortage on the freight bill of lading at time of delivery and must notify Trendway within five (5) days of delivery day of any such damage or shortage. Assistance in a concealed damage claim on an F.O.B. Destination shipment will be provided by Trendway only if the product has been immediately unpacked and both the carrier and Trendway have been promptly notified of resultant damage so the proper inspection can be made.

**Shipping Note:**
Trendway strives to minimize packaging to help the environment and to make installations faster and cleaner.

Trendway ships products in using various packaging methods based upon the product type and shipping method (full truck vs. LTL), all of which are designed to provide protection for the product while minimizing packaging materials.

Trendway test packaging designs to ensure their effectiveness.

**17. Product Ownership**
Title and risk of loss to all goods sold shall pass to Buyer upon Trendway's delivery to Buyer or to a carrier at shipping point. Trendway, however, retains the Purchase Money Security Interest in all goods shipped and the right to perfect same.

**18. Damaged Materials**
Trendway Corporation is not responsible for shipped products when the common carrier is in receipt of the material. Trendway expects all customers to thoroughly inspect orders on receipt regardless of point of delivery. Clear receipt should not be given on the material until it has been checked for damage in transit. All claims for noted damaged material must be made by the customer to Trendway Customer Care. Concealed damage or damage not noted at time of delivery shall be made by the customer to the common carrier within 15 days after receipt. Trendway assumes no liability for such damage.

**19. Shortage on Order**
Shortage on ordered products must be reported to Trendway Corporation within five (5) days of product delivery and must be noted on bill of lading at time of delivery.

**20. Product Usage and Compliance**
Buyer assumes full responsibility for the application of Trendway's product to Buyer's use, and compliance with Trendway installation and maintenance instructions and reasonable load restrictions. Compliance to local code restrictions regarding fire, electrical, and building codes are the responsibility of the customer or his authorized agent.

**21. Post-Delivery Assistance**
Installation and servicing of Trendway products are normally handled directly by Trendway-authorized dealers. When this is not possible, assistance is available by calling Trendway's Customer Care Department, Holland, Michigan.

**22. Returned Goods**
As a basic policy, Trendway does not accept returned material, because most items are manufactured per order and are not in stock at the factory. If material is authorized for return because of Trendway error, shipment may be made freight collect. Any other goods for which Trendway does authorize a return will be sent prepaid and a restocking charge of 35% will apply. **To receive authorization to return goods, please contact Trendway's Customer Care Department.**

**All Returned Materials Authorizations expire thirty (30) days from date of issue. Any product returned after 30 days will be refused and returned to sender collect.**

Electrical components, nonstandard items, Express products, and fabric-covered goods may not be returned. Replacement products will be billed to you with credit being issued upon return of the product in good condition. All goods returned must be in the original Trendway packing cartons. Goods will be inspected for damage upon return. No credit will be issued for goods which are damaged. **As a general statement of policy, return authorization will not be issued for items unless they are Trendway stock items.**

**23. Key-Alike Option**
The key-alike option is available on all orders. To order key-alike items within a workstation, follow these steps:

- Fill out a key-alike form and submit it with your purchase order. If key-alike orders are placed with your PO or within 30 days of receipt of your order, they will be sent at no charge.
- After 30 days of your PO regardless of your installation date, the cost of key-alike requests will be $3.00 net per core and key, if the quantity exceeds 10.

Note: Credit will not be issued for return of unused cores and key's.

Key-Alike forms are available on www.trendealer.com or through Trendway Customer Care.

**24. Special Marking or Tagging**
Special tagging is available on all orders free of charge. Trendway suggests this option to simplify the staging and installation of product. **Tag designations must be specified at the time an order is placed.**

**25. Trendway Field Technical and Installation Support:**

On-site field measurement and installation support is available as a service. The fees are listed below:

Field Measurement Assistance: 1 Day on-Site, $1,800.00

Field Installation Assistance: 3 Days on-site, $3,000.00

These fees are based on a minimum 14 business days advanced notification and booking. Service requests booked less than 14 business days in advance may be subject to additional fees due to added travel cost. For more information or to place a request, contact Trendway Customer Care at 1-616-399-3900.

Find the most current terms and conditions on www.Trendealer.com, in the Price List section.

# Limited Lifetime Warranty

Trendway Corporation warrants to the original purchaser that the products described in its price lists, sold after August 1, 2004 will be free from defects in materials and workmanship commencing with the date of initial purchase and continuing for as long as the original owner uses these products. This warranty provides limits on the following products:

| | Systems | Architectural Products | Seating |
|---|---|---|---|
| **10 Year** | •Electrical Components<br>•Height-Adjustable Table Frame | | •Pneumatic Cylinders<br>•Mechanisms |
| **5 Year** | •Drawer Slides<br>•Systems Textiles<br>•Finishes<br>•Electronic Ballasts<br>•Height-Adjustable Table Mechanical Components | •System Textiles<br>•Finishes | |
| **3 Year** | •Veneer<br>•Magnetic Ballasts | | •Trim<br>•Foam<br>•Upholstery<br>•Arm Pads |
| **2 Year** | •Surface Trend Fabrics<br>•Height-Adjustable Table Electrical Components | •Surface Trend Fabrics | |
| **1 Year** | •Non-Standard Product<br>•Personal Task Lighting | •Non-Standard Product •Trend-Wall® Flooring Solutions | •Non-Standard Product<br>•Rexxi™ Chair |
| **Not Covered** | •Light Bulbs<br>•Customer's Own Material | •Customer's Own Material | •Customer's Own Material |

The following exceptions apply to all product lines:
- The Trendway warranty applies to normal three shift office use, with the exception of seating. Seating is warranted for single-shift usage.
- Damage caused by improper treatment of the product including exposure to unusual environmental conditions (extreme climates, acids, and moisture)

This comprehensive warranty applies to all products installed or reconfigured by a Trendway authorized installer. Trendway will repair, or at its option, replace defective merchandise, free of charge, which, when used normally and pursuant to Trendway's published instructions, and applicable planning guide information, prove to be defective within the period stated. This remedy is expressly agreed to be exclusive as a condition of sale. No person is authorized to assume for Trendway any warranty liability, except as expressly set forth in this paragraph, or set forth in writing by an authorized officer of the company at its headquarters in Holland, Michigan.

Any and all labor charge backs must be pre-approved by Trendway's Customer Care Manager in writing. Trendway will reimburse authorized Trendway dealers and service centers for approved warranty labor during the first year of use.

This warranty does not apply to damage resulting from accident, alteration, transport, or misuse, as well as damage from normal wear and tear such as dents, nicks, scratches, fading and improper maintenance. Trendway employs quality measures to ensure color consistency in our products. However, due to the effects of light and other environmental factors, no guarantee can be made for an exact match to product in an existing installation.

Natural variations occurring in materials such as wood and leather are not considered defects, and Trendway does not warrant the matching of colors, grains, textures or colorfastness of these materials.

Trendway provides a three-year warranty on veneer products for quality and craftsmanship. Due to the natural properties of wood, the following are not covered under this warranty:
- Changes in wood color resulting from exposure to light or aging
- Natural color variation between wood veneer and solid wood pieces, or resulting from veneer lay-up
- Natural variation in wood grain or the presence of character marks
- Normal wear and tear
- Exact match to swatch materials

Trendway makes no warranty to purchasers who acquire products for personal, family, or household purposes, or to purchasers acquiring the product other than directly from Trendway Corporation, its authorized dealers, or others who are specifically authorized by Trendway to sell such products. Trendway's liability with respect to its products shall not exceed that expressly set forth above irrespective of the theory upon which a claim might be based, including negligence. Under no circumstances shall Trendway be liable for incidental or consequential damages. Original product label must be attached to the product in question.

The warranty period is not interrupted or prolonged by the performance of a service under the terms of the warranty. There are no other warranties except as expressly set forth above, either express or implied, including any warranty of design, merchantability or fitness for any purpose.

This warranty supersedes all previously printed Trendway warranties.

Trendway Corporation
13467 Quincy St., Holland MI 49422-9016
www.trendway.com 09.12

Trendway

| Catalog No. | Description | Page |
|---|---|---|
| AKM2 | Adjustable Keyboard and Mouse Platform | 116 |
| AKM3 | Adjustable Tilt Keyboard and Mouse Platform | 116 |
| APWSL244830 | Arc Peninsula Work Surfaces – Left-Hand | 103 |
| APWSL246030 | Arc Peninsula Work Surfaces – Left-Hand | 103 |
| APWSL307236 | Arc Peninsula Work Surfaces – Left-Hand | 103 |
| APWSL308436 | Arc Peninsula Work Surfaces – Left-Hand | 103 |
| APWSR304824 | Arc Peninsula Work Surfaces – Right-Hand | 102 |
| APWSR306024 | Arc Peninsula Work Surfaces – Right-Hand | 102 |
| APWSR367230 | Arc Peninsula Work Surfaces – Right-Hand | 102 |
| APWSR368430 | Arc Peninsula Work Surfaces – Right-Hand | 102 |
| AS24 | Accent Strip | 123, 188 |
| AS30 | Accent Strip | 123, 188 |
| AS36 | Accent Strip | 123, 188 |
| AS42 | Accent Strip | 123, 188 |
| AS48 | Accent Strip | 123, 188 |
| AS60 | Accent Strip | 123, 188 |
| AS66 | Accent Strip | 123, 188 |
| AS72 | Accent Strip | 123, 188 |
| ASCS36 | Accent Strip for Corner Shelves | 124 |
| ASCS42 | Accent Strip for Corner Shelves | 124 |
| ASCS48 | Accent Strip for Corner Shelves | 124 |
| ASFRCS36 | Accent Strip for Freestanding Corner Shelf Unit | 188 |
| ASFRCS42 | Accent Strip for Freestanding Corner Shelf Unit | 188 |
| ASFRCS48 | Accent Strip for Freestanding Corner Shelf Unit | 188 |
| ATWSL302424 | Arc Transition Work Surfaces – Left-Hand | 88 |
| ATWSL303024 | Arc Transition Work Surfaces – Left-Hand | 88 |
| ATWSL303624 | Arc Transition Work Surfaces – Left-Hand | 88 |
| ATWSL304224 | Arc Transition Work Surfaces – Left-Hand | 88 |
| ATWSL304824 | Arc Transition Work Surfaces – Left-Hand | 88 |
| ATWSL305424 | Arc Transition Work Surfaces – Left-Hand | 88 |
| ATWSL306024 | Arc Transition Work Surfaces – Left-Hand | 88 |
| ATWSL306624 | Arc Transition Work Surfaces – Left-Hand | 88 |
| ATWSL307224 | Arc Transition Work Surfaces – Left-Hand | 88 |
| ATWSR242430 | Arc Transition Work Surfaces – Right-Hand | 88 |
| ATWSR243030 | Arc Transition Work Surfaces – Right-Hand | 88 |
| ATWSR243630 | Arc Transition Work Surfaces – Right-Hand | 88 |
| ATWSR244230 | Arc Transition Work Surfaces – Right-Hand | 88 |
| ATWSR244830 | Arc Transition Work Surfaces – Right-Hand | 88 |
| ATWSR245430 | Arc Transition Work Surfaces – Right-Hand | 88 |
| ATWSR246030 | Arc Transition Work Surfaces – Right-Hand | 88 |
| ATWSR246630 | Arc Transition Work Surfaces – Right-Hand | 88 |
| ATWSR247230 | Arc Transition Work Surfaces – Right-Hand | 88 |
| AWSR36 | Adjustable Wall Starter Rail | 64 |
| AWSR42 | Adjustable Wall Starter Rail | 64 |
| AWSR48 | Adjustable Wall Starter Rail | 64 |
| AWSR54 | Adjustable Wall Starter Rail | 64 |
| AWSR62 | Adjustable Wall Starter Rail | 64 |
| AWSR66 | Adjustable Wall Starter Rail | 64 |
| AWSR78 | Adjustable Wall Starter Rail | 64 |
| AWSR84 | Adjustable Wall Starter Rail | 64 |
| BCA230 | Bookcases - 2-High | 216 |
| BCA330 | Bookcases - 3-High | 216 |
| BCA430 | Bookcases - 4-High | 216 |
| BCA530 | Bookcases - 5-High | 216 |
| BCAS30 | Bookcase Shelves (For BCA, BCB and BCC Bookcases) | 217 |
| BCAS36 | Bookcase Shelves (For BCA, BCB and BCC Bookcases) | 217 |
| BCAS42 | Bookcase Shelves (For BCA, BCB and BCC Bookcases) | 217 |
| BCB236 | Bookcases - 2-High | 216 |
| BCB336 | Bookcases - 3-High | 216 |
| BCB436 | Bookcases - 4-High | 216 |
| BCB536 | Bookcases - 5-High | 216 |
| BCC242 | Bookcases - 2-High | 216 |
| BCC342 | Bookcases - 3-High | 216 |
| BCC442 | Bookcases - 4-High | 216 |
| BCC542 | Bookcases - 5-High | 216 |
| BD3660 | Bowed Top Desks | 157 |
| BD3666 | Bowed Top Desks | 157 |
| BD3672 | Bowed Top Desks | 157 |
| BFH | Base Feed | 77 |
| BFHNY | New York Base Feed | 77 |
| BFP | Base Feed | 77 |
| BOP2462B | Bottom Open Panels - FAP Series | 43 |
| BOP3062B | Bottom Open Panels - FAP Series | 43 |
| BOP3662B | Bottom Open Panels - FAP Series | 43 |
| BOP4262B | Bottom Open Panels - FAP Series | 43 |
| BOP4862B | Bottom Open Panels - FAP Series | 43 |
| BOP2466B | Bottom Open Panels - FAP Series | 43 |
| BOP3066B | Bottom Open Panels - FAP Series | 43 |
| BOP3666B | Bottom Open Panels - FAP Series | 43 |
| BOP4266B | Bottom Open Panels - FAP Series | 43 |
| BOP4866B | Bottom Open Panels - FAP Series | 43 |
| BOP2484B | Bottom Open Panels - FAP Series | 43 |
| BOP3084B | Bottom Open Panels - FAP Series | 43 |
| BOP3684B | Bottom Open Panels - FAP Series | 43 |
| BOP4284B | Bottom Open Panels - FAP Series | 43 |
| BOP4884B | Bottom Open Panels - FAP Series | 43 |
| BRKT | C-Leg 90-degree Base Stabilizer Bracket | 197 |
| BWCC2414 | Bowed Counter Caps | 111, 191 |
| BWCC3014 | Bowed Counter Caps | 111, 191 |
| BWCC3614 | Bowed Counter Caps | 111, 191 |
| BWCC4214 | Bowed Counter Caps | 111, 191 |
| BWCC4814 | Bowed Counter Caps | 111, 191 |
| BWCC5414 | Bowed Counter Caps | 111, 191 |
| BWCC6014 | Bowed Counter Caps | 111, 191 |
| BWCC6614 | Bowed Counter Caps | 111, 191 |
| BWCC7214 | Bowed Counter Caps | 111, 191 |
| CBWL2E | Lateral File Counterbalance Weights | 212 |
| CBWL3E | Lateral File Counterbalance Weights | 212 |
| CBWL4E | Lateral File Counterbalance Weights | 212 |
| CCCWB | Corner Wood Top Caps - Retrofit | 60 |
| CCND30B | 90 Degree Covers | 62 |
| CCND36B | 90 Degree Covers | 62 |
| CCND42B | 90 Degree Covers | 62 |
| CCND48B | 90 Degree Covers | 62 |
| CCND54B | 90 Degree Covers | 62 |
| CCND62B | 90 Degree Covers | 62 |
| CCND66B | 90 Degree Covers | 62 |
| CCND78B | 90 Degree Covers | 62 |
| CCND84B | 90 Degree Covers | 62 |
| CCTW30B | Three-Way Covers | 62 |
| CCTW36B | Three-Way Covers | 62 |
| CCTW42B | Three-Way Covers | 62 |
| CCTW48B | Three-Way Covers | 62 |
| CCTW54B | Three-Way Covers | 62 |
| CCTW62B | Three-Way Covers | 62 |
| CCTW66B | Three-Way Covers | 62 |
| CCTW78B | Three-Way Covers | 62 |
| CCTW84B | Three-Way Covers | 62 |
| CD2436 | Corner Desks | 159 |
| CD2442 | Corner Desks | 159 |
| CD2448 | Corner Desks | 159 |
| CD3036 | Corner Desks | 159 |

| Catalog No. | Description | Page |
|---|---|---|
| CD3042 | Corner Desks | 159 |
| CD3048 | Corner Desks | 159 |
| CD246036 | Extended Corner Desks – Left | 162 |
| CD246636 | Extended Corner Desks – Left | 162 |
| CD247236 | Extended Corner Desks – Left | 162 |
| CD246042 | Extended Corner Desks – Left | 162 |
| CD246642 | Extended Corner Desks – Left | 162 |
| CD247242 | Extended Corner Desks – Left | 162 |
| CD246048 | Extended Corner Desks – Left | 162 |
| CD246648 | Extended Corner Desks – Left | 162 |
| CD247248 | Extended Corner Desks – Left | 162 |
| CD306036 | Extended Corner Desks – Left | 162 |
| CD306636 | Extended Corner Desks – Left | 162 |
| CD307236 | Extended Corner Desks – Left | 162 |
| CD306042 | Extended Corner Desks – Left | 162 |
| CD306642 | Extended Corner Desks – Left | 162 |
| CD307242 | Extended Corner Desks – Left | 162 |
| CD306048 | Extended Corner Desks – Left | 162 |
| CD306648 | Extended Corner Desks – Left | 162 |
| CD307248 | Extended Corner Desks – Left | 162 |
| CD243660 | Extended Corner Desks – Right | 162 |
| CD243666 | Extended Corner Desks – Right | 162 |
| CD243672 | Extended Corner Desks – Right | 162 |
| CD244260 | Extended Corner Desks – Right | 162 |
| CD244266 | Extended Corner Desks – Right | 162 |
| CD244272 | Extended Corner Desks – Right | 162 |
| CD244860 | Extended Corner Desks – Right | 162 |
| CD244866 | Extended Corner Desks – Right | 162 |
| CD244872 | Extended Corner Desks – Right | 162 |
| CD303660 | Extended Corner Desks – Right | 162 |
| CD303666 | Extended Corner Desks – Right | 162 |
| CD303672 | Extended Corner Desks – Right | 162 |
| CD304260 | Extended Corner Desks – Right | 162 |
| CD304266 | Extended Corner Desks – Right | 162 |
| CD304272 | Extended Corner Desks – Right | 162 |
| CD304860 | Extended Corner Desks – Right | 162 |
| CD304866 | Extended Corner Desks – Right | 162 |
| CD304872 | Extended Corner Desks – Right | 162 |
| CDW | Center Drawer | 117 |
| CFTP | Ceiling Feed forTele-Com Power Pole | 78 |
| CFTP144 | Ceiling Feed forTele-Com Power Pole | 78 |
| CHC4B | Change of Height Covers | 63 |
| CHC6B | Change of Height Covers | 63 |
| CHC8B | Change of Height Covers | 63 |
| CHC12B | Change of Height Covers | 63 |
| CHC14B | Change of Height Covers | 63 |
| CHC18B | Change of Height Covers | 63 |
| CHC20B | Change of Height Covers | 63 |
| CHC22B | Change of Height Covers | 63 |
| CHC24B | Change of Height Covers | 63 |
| CHC30B | Change of Height Covers | 63 |
| CHC32B | Change of Height Covers | 63 |
| CHC36B | Change of Height Covers | 63 |
| CHS4WTC | Four-Way Top Cap | 62 |
| CHSSCFU24 | Choices Slow Close Steel Flipper Door | 119 |
| CHSSCFU30 | Choices Slow Close Steel Flipper Door | 119 |
| CHSSCFU36 | Choices Slow Close Steel Flipper Door | 119 |
| CHSSCFU42 | Choices Slow Close Steel Flipper Door | 119 |
| CHSSCFU48 | Choices Slow Close Steel Flipper Door | 119 |
| CHSSCFU60 | Choices Slow Close Steel Flipper Door | 119 |
| CHSSDLH | Choices System Sliding Door – Left-Hand | 57 |
| CHSSDRH | Choices System Sliding Door – Right-Hand | 57 |
| CHSSDLHDJ | Choices Sliding Door Jamb – Left-Hand | 57 |

| Catalog No. | Description | Page |
|---|---|---|
| CHSSDRHDJ | Choices Sliding Door Jamb – Right-Hand | 57 |
| CHSSW24 | Choices Slatwall | 138 |
| CHSSW30 | Choices Slatwall | 138 |
| CHSSW36 | Choices Slatwall | 138 |
| CHSSW42 | Choices Slatwall | 138 |
| CHSSW48 | Choices Slatwall | 138 |
| CHSSW36KIT | Choices Slatwall Kit | 138 |
| CHSSW48KIT | Choices Slatwall Kit | 138 |
| CHT4B | Change of Height Two-Way Covers | 63 |
| CHT6B | Change of Height Two-Way Covers | 63 |
| CHT8B | Change of Height Two-Way Covers | 63 |
| CHT12B | Change of Height Two-Way Covers | 63 |
| CHT14B | Change of Height Two-Way Covers | 63 |
| CHT18B | Change of Height Two-Way Covers | 63 |
| CHT20B | Change of Height Two-Way Covers | 63 |
| CHT22B | Change of Height Two-Way Covers | 63 |
| CHT24B | Change of Height Two-Way Covers | 63 |
| CHT30B | Change of Height Two-Way Covers | 63 |
| CHT32B | Change of Height Two-Way Covers | 63 |
| CHT36B | Change of Height Two-Way Covers | 63 |
| CLEGBKTPR | C-Leg Cantilever Bracket Pair | 197 |
| CLS36 | Corner Low Screens | 190 |
| CLS42 | Corner Low Screens | 190 |
| CLS48 | Corner Low Screens | 190 |
| CM552 | Communication Modules | 79 |
| CM553 | Communication Modules | 79 |
| CM553BW | Communication Modules | 79 |
| CM554 | Communication Modules | 79 |
| CM555 | Communication Modules | 79 |
| CM6666 | Communication Modules | 79 |
| CPCD2448 | Cockpit Corner Desks | 158 |
| CPUH | CPU Holder | 116 |
| CPWS2448 | Cockpit Corner Work Surface | 90 |
| CRK | Core Installation/Removal Key | 15, 20 |
| CST14 | Corner Section Tops | 112 |
| CTWSL2442 | Corner Transaction Work Surface-Left | 105 |
| CTWSL2454 | Corner Transaction Work Surface-Left | 105 |
| CTWSL3054 | Corner Transaction Work Surface-Left | 105 |
| CTWSR2442 | Corner Transaction Work Surface-Right | 105 |
| CTWSR2454 | Corner Transaction Work Surface-Right | 105 |
| CTWSR3054 | Corner Transaction Work Surface-Right | 105 |
| CU30 | Cabinet Units - Painted Front | 185 |
| CU36 | Cabinet Units - Painted Front | 185 |
| CU42 | Cabinet Units - Painted Front | 185 |
| CU48 | Cabinet Units - Painted Front | 185 |
| CU60 | Cabinet Units - Painted Front | 185 |
| CU66 | Cabinet Units - Painted Front | 185 |
| CU72 | Cabinet Units - Painted Front | 185 |
| CUF30 | Cabinet Units - Fabric Front | 185 |
| CUF36 | Cabinet Units - Fabric Front | 185 |
| CUF42 | Cabinet Units - Fabric Front | 185 |
| CUF48 | Cabinet Units - Fabric Front | 185 |
| CUF60 | Cabinet Units - Fabric Front | 185 |
| CUF66 | Cabinet Units - Fabric Front | 185 |
| CUF72 | Cabinet Units - Fabric Front | 185 |
| CUFF30 | Cabinet Units - Fabric Front | 198 |
| CUFF36 | Cabinet Units - Fabric Front | 198 |
| CUFF42 | Cabinet Units - Fabric Front | 198 |
| CUFF48 | Cabinet Units - Fabric Front | 198 |
| CUFF60 | Cabinet Units - Fabric Front | 198 |
| CUFF66 | Cabinet Units - Fabric Front | 198 |
| CUFF72 | Cabinet Units - Fabric Front | 198 |
| CUPF30 | Cabinet Units - Painted Front | 198 |

| Catalog No. | Description | Page |
|---|---|---|
| CUPF36 | Cabinet Units - Painted Front | 198 |
| CUPF42 | Cabinet Units - Painted Front | 198 |
| CUPF48 | Cabinet Units - Painted Front | 198 |
| CUPF60 | Cabinet Units - Painted Front | 198 |
| CUPF66 | Cabinet Units - Painted Front | 198 |
| CUPF72 | Cabinet Units - Painted Front | 198 |
| CWS2436 | Corner Work Surfaces - Curved and Straight | 89 |
| CWS2442 | Corner Work Surfaces - Curved and Straight | 89 |
| CWS2448 | Corner Work Surfaces - Curved and Straight | 89 |
| CWS3036 | Corner Work Surfaces - Curved and Straight | 89 |
| CWS3042 | Corner Work Surfaces - Curved and Straight | 89 |
| CWS3048 | Corner Work Surfaces - Curved and Straight | 89 |
| CWWS1712 | Corner Wedge Work Surface | 86 |
| DD236E | Double-Door Storage Units | 208 |
| DD336E | Double-Door Storage Units | 208 |
| DD536E | Double-Door Storage Units | 208 |
| DWM48 | Dual Wall Mounts | 145 |
| DWM66 | Dual Wall Mounts | 145 |
| DWM84 | Dual Wall Mounts | 145 |
| DWS3060 | D-Shaped Peninsula Work Surfaces | 98 |
| DWS3066 | D-Shaped Peninsula Work Surfaces | 98 |
| DWS3072 | D-Shaped Peninsula Work Surfaces | 98 |
| DWS3660 | D-Shaped Peninsula Work Surfaces | 98 |
| DWS3666 | D-Shaped Peninsula Work Surfaces | 98 |
| DWS3672 | D-Shaped Peninsula Work Surfaces | 98 |
| EBFH | End Mount Base Feed | 77 |
| ECC20 | Electrical Contact Cover | 79 |
| ECM | Electrical Communications Monument | 182 |
| ECPCDL246048 | Extended Cockpit Corner Desks - Left-Hand | 166 |
| ECPCDL246648 | Extended Cockpit Corner Desks - Left-Hand | 166 |
| ECPCDL247248 | Extended Cockpit Corner Desks - Left-Hand | 166 |
| ECPCDR244860 | Extended Cockpit Corner Desks - Right-Hand | 166 |
| ECPCDR244866 | Extended Cockpit Corner Desks - Right-Hand | 166 |
| ECPCDR244872 | Extended Cockpit Corner Desks - Right-Hand | 166 |
| ECPWSL246048 | Extended Cockpit Corner Work Surfaces - Left-Hand | 91 |
| ECPWSL246648 | Extended Cockpit Corner Work Surfaces - Left-Hand | 91 |
| ECPWSL247248 | Extended Cockpit Corner Work Surfaces - Left-Hand | 91 |
| ECPWSL246048 | Extended Cockpit Corner Work Surfaces - Left-Hand | 91 |
| ECPWSL246648 | Extended Cockpit Corner Work Surfaces - Left-Hand | 91 |
| ECPWSL247248 | Extended Cockpit Corner Work Surfaces - Left-Hand | 91 |
| ECPWSL247848 | Extended Cockpit Corner Work Surfaces - Left-Hand | 91 |
| ECPWSL248448 | Extended Cockpit Corner Work Surfaces - Left-Hand | 91 |
| ECPWSL249048 | Extended Cockpit Corner Work Surfaces - Left-Hand | 91 |
| ECPWSL249648 | Extended Cockpit Corner Work Surfaces - Left-Hand | 91 |
| ECPWSR244860 | Extended Cockpit Corner Work Surfaces - Right-Hand | 90 |
| ECPWSR244866 | Extended Cockpit Corner Work Surfaces - Right-Hand | 90 |
| ECPWSR244872 | Extended Cockpit Corner Work Surfaces - Right-Hand | 90 |
| ECPWSR244878 | Extended Cockpit Corner Work Surfaces - Right-Hand | 90 |
| ECPWSR244884 | Extended Cockpit Corner Work Surfaces - Right-Hand | 90 |
| ECPWSR244890 | Extended Cockpit Corner Work Surfaces - Right-Hand | 90 |
| ECPWSR244896 | Extended Cockpit Corner Work Surfaces - Right-Hand | 90 |
| ECVH4 | Variable Height Wood End Caps | 61 |
| ECVH6 | Variable Height Wood End Caps | 61 |
| ECVH8 | Variable Height Wood End Caps | 61 |
| ECVH12 | Variable Height Wood End Caps | 61 |
| ECVH14 | Variable Height Wood End Caps | 61 |
| ECVH18 | Variable Height Wood End Caps | 61 |
| ECVH20 | Variable Height Wood End Caps | 61 |
| ECVH22 | Variable Height Wood End Caps | 61 |
| ECVH24 | Variable Height Wood End Caps | 61 |
| ECVH30 | Variable Height Wood End Caps | 61 |
| ECVH32 | Variable Height Wood End Caps | 61 |
| ECVH36 | Variable Height Wood End Caps | 61 |
| ECVH42 | Variable Height Wood End Caps | 61 |
| ECVH54 | Variable Height Wood End Caps | 61 |
| ECW30B | Full Height Wood End Caps | 61 |
| ECW42B | Full Height Wood End Caps | 61 |
| ECW48B | Full Height Wood End Caps | 61 |
| ECW54B | Full Height Wood End Caps | 61 |
| ECW62B | Full Height Wood End Caps | 61 |
| ECW66B | Full Height Wood End Caps | 61 |
| ECW84B | Full Height Wood End Caps | 61 |
| ECWSL246036 | Extended Corner Work Surfaces — Curved and Straight - Left-Hand | 97 |
| ECWSL246636 | Extended Corner Work Surfaces — Curved and Straight - Left-Hand | 97 |
| ECWSL247236 | Extended Corner Work Surfaces — Curved and Straight - Left-Hand | 97 |
| ECWSL247836 | Extended Corner Work Surfaces — Curved and Straight - Left-Hand | 97 |
| ECWSL248436 | Extended Corner Work Surfaces — Curved and Straight - Left-Hand | 97 |
| ECWSL249036 | Extended Corner Work Surfaces — Curved and Straight - Left-Hand | 97 |
| ECWSL249636 | Extended Corner Work Surfaces — Curved and Straight - Left-Hand | 97 |
| ECWSL246042 | Extended Corner Work Surfaces — Curved and Straight - Left-Hand | 97 |
| ECWSL246642 | Extended Corner Work Surfaces — Curved and Straight - Left-Hand | 97 |
| ECWSL247242 | Extended Corner Work Surfaces — Curved and Straight - Left-Hand | 97 |
| ECWSL247842 | Extended Corner Work Surfaces — Curved and Straight - Left-Hand | 97 |
| ECWSL248442 | Extended Corner Work Surfaces — Curved and Straight - Left-Hand | 97 |
| ECWSL249042 | Extended Corner Work Surfaces — Curved and Straight - Left-Hand | 97 |
| ECWSL249642 | Extended Corner Work Surfaces — Curved and Straight - Left-Hand | 97 |
| ECWSL246048 | Extended Corner Work Surfaces — Curved and Straight - Left-Hand | 97 |
| ECWSL246648 | Extended Corner Work Surfaces — Curved and Straight - Left-Hand | 97 |
| ECWSL247248 | Extended Corner Work Surfaces — Curved and Straight - Left-Hand | 97 |
| ECWSL247848 | Extended Corner Work Surfaces — | |

| Catalog No. | Description | Page |
|---|---|---|
| | Curved and Straight - Left-Hand | 97 |
| ECWSL248448 | Extended Corner Work Surfaces — Curved and Straight - Left-Hand | 97 |
| ECWSL249048 | Extended Corner Work Surfaces — Curved and Straight - Left-Hand | 97 |
| ECWSL249648 | Extended Corner Work Surfaces — Curved and Straight - Left-Hand | 97 |
| ECWSL306036 | Extended Corner Work Surfaces — Curved and Straight - Left-Hand | 97 |
| ECWSL306636 | Extended Corner Work Surfaces — Curved and Straight - Left-Hand | 97 |
| ECWSL307236 | Extended Corner Work Surfaces — Curved and Straight - Left-Hand | 97 |
| ECWSL308436 | Extended Corner Work Surfaces — Curved and Straight - Left-Hand | 97 |
| ECWSL309636 | Extended Corner Work Surfaces — Curved and Straight - Left-Hand | 97 |
| ECWSL306042 | Extended Corner Work Surfaces — Curved and Straight - Left-Hand | 97 |
| ECWSL306642 | Extended Corner Work Surfaces — Curved and Straight - Left-Hand | 97 |
| ECWSL307242 | Extended Corner Work Surfaces — Curved and Straight - Left-Hand | 97 |
| ECWSL308442 | Extended Corner Work Surfaces — Curved and Straight - Left-Hand | 97 |
| ECWSL309642 | Extended Corner Work Surfaces — Curved and Straight - Left-Hand | 97 |
| ECWSL306048 | Extended Corner Work Surfaces — Curved and Straight - Left-Hand | 97 |
| ECWSL306648 | Extended Corner Work Surfaces — Curved and Straight - Left-Hand | 97 |
| ECWSL307248 | Extended Corner Work Surfaces — Curved and Straight - Left-Hand | 97 |
| ECWSL308448 | Extended Corner Work Surfaces — Curved and Straight - Left-Hand | 97 |
| ECWSL309648 | Extended Corner Work Surfaces — Curved and Straight - Left-Hand | 97 |
| ECWSR243660 | Extended Corner Work Surfaces — Curved and Straight - Right-Hand | 95 |
| ECWSR243666 | Extended Corner Work Surfaces — Curved and Straight - Right-Hand | 95 |
| ECWSR243672 | Extended Corner Work Surfaces — Curved and Straight - Right-Hand | 95 |
| ECWSR243678 | Extended Corner Work Surfaces — Curved and Straight - Right-Hand | 95 |
| ECWSR243684 | Extended Corner Work Surfaces — Curved and Straight - Right-Hand | 95 |
| ECWSR243690 | Extended Corner Work Surfaces — Curved and Straight - Right-Hand | 95 |
| ECWSR243696 | Extended Corner Work Surfaces — Curved and Straight - Right-Hand | 95 |
| ECWSR244260 | Extended Corner Work Surfaces — Curved and Straight - Right-Hand | 95 |
| ECWSR244266 | Extended Corner Work Surfaces — Curved and Straight - Right-Hand | 95 |
| ECWSR244272 | Extended Corner Work Surfaces — Curved and Straight - Right-Hand | 95 |
| ECWSR244278 | Extended Corner Work Surfaces — Curved and Straight - Right-Hand | 95 |
| ECWSR244284 | Extended Corner Work Surfaces — Curved and Straight - Right-Hand | 95 |
| ECWSR244290 | Extended Corner Work Surfaces — Curved and Straight - Right-Hand | 95 |
| ECWSR244296 | Extended Corner Work Surfaces — Curved and Straight - Right-Hand | 95 |
| ECWSR244860 | Extended Corner Work Surfaces — Curved and Straight - Right-Hand | 95 |
| ECWSR244866 | Extended Corner Work Surfaces — Curved and Straight - Right-Hand | 95 |
| ECWSR244872 | Extended Corner Work Surfaces — Curved and Straight - Right-Hand | 95 |
| ECWSR244878 | Extended Corner Work Surfaces — Curved and Straight - Right-Hand | 95 |
| ECWSR244884 | Extended Corner Work Surfaces — Curved and Straight - Right-Hand | 95 |
| ECWSR244890 | Extended Corner Work Surfaces — Curved and Straight - Right-Hand | 95 |
| ECWSR244896 | Extended Corner Work Surfaces Curved and Straight - Right-Hand | 95 |
| ECWSR303660 | Extended Corner Work Surfaces — Curved and Straight - Right-Hand | 95 |
| ECWSR303666 | Extended Corner Work Surfaces — Curved and Straight - Right-Hand | 95 |
| ECWSR303672 | Extended Corner Work Surfaces — Curved and Straight - Right-Hand | 95 |
| ECWSR303684 | Extended Corner Work Surfaces — Curved and Straight - Right-Hand | 95 |
| ECWSR303696 | Extended Corner Work Surfaces — Curved and Straight - Right-Hand | 95 |
| ECWSR304260 | Extended Corner Work Surfaces — Curved and Straight - Right-Hand | 95 |
| ECWSR304266 | Extended Corner Work Surfaces — Curved and Straight - Right-Hand | 95 |
| ECWSR304272 | Extended Corner Work Surfaces — Curved and Straight - Right-Hand | 95 |
| ECWSR304284 | Extended Corner Work Surfaces — Curved and Straight - Right-Hand | 95 |
| ECWSR304296 | Extended Corner Work Surfaces — Curved and Straight - Right-Hand | 95 |
| ECWSR304860 | Extended Corner Work Surfaces — Curved and Straight - Right-Hand | 95 |
| ECWSR304866 | Extended Corner Work Surfaces — Curved and Straight - Right-Hand | 95 |
| ECWSR304872 | Extended Corner Work Surfaces — Curved and Straight - Right-Hand | 95 |
| ECWSR304884 | Extended Corner Work Surfaces — Curved and Straight - Right-Hand | 95 |
| ECWSR304896 | Extended Corner Work Surfaces — Curved and Straight - Right-Hand | 95 |
| ED3060 | Extended Top Desks | 157 |
| ED3066 | Extended Top Desks | 157 |
| ED3072 | Extended Top Desks | 157 |
| ED3660 | Extended Top Desks | 157 |
| ED3666 | Extended Top Desks | 157 |
| ED3672 | Extended Top Desks | 157 |
| EDDL604824 | Extended D-Shaped Peninsula Desks — Left-Hand | 174 |
| EDDL724824 | Extended D-Shaped Peninsula Desks — Left-Hand | 174 |
| EDDL724830 | Extended D-Shaped Peninsula Desks — Left-Hand | 174 |
| EDDR244860 | Extended D-Shaped Peninsula Desks — Right-Hand | 174 |

| Catalog No. | Description | Page |
|---|---|---|
| EDDR244872 | Extended D-Shaped Peninsula Desks — Right-Hand | 174 |
| EDDR304872 | Extended D-Shaped Peninsula Desks — Right-Hand | 174 |
| EDWSL604824 | Extended D-Shaped Peninsula Work Surfaces - Left-Hand | 101 |
| EDWSL724824 | Extended D-Shaped Peninsula Work Surfaces - Left-Hand | 101 |
| EDWSL724830 | Extended D-Shaped Peninsula Work Surfaces - Left-Hand | 101 |
| EDWSR244860 | Extended D-Shaped Peninsula Work Surfaces - Right-Hand | 100 |
| EDWSR244872 | Extended D-Shaped Peninsula Work Surfaces - Right-Hand | 100 |
| EDWSR304872 | Extended D-Shaped Peninsula Work Surfaces - Right-Hand | 100 |
| ENP2429 | Choices Work Surface End Panels | 114 |
| ENP3029 | Choices Work Surface End Panels | 114 |
| ENPC2429 | Contrada to Choices End Panels | 114 |
| ENPC3029 | Contrada to Choices End Panels | 114 |
| EQWS24 | Exterior Quarter Curved Work Surface | 109 |
| FAP1230B | FAP Panel | 34 |
| FAP1242B | FAP Panel | 34 |
| FAP1248B | FAP Panel | 34 |
| FAP1254B | FAP Panel | 34 |
| FAP1262B | FAP Panel | 34 |
| FAP1266B | FAP Panel | 34 |
| FAP1284B | FAP Panel | 34 |
| FAP1830B | FAP Panel | 34 |
| FAP1842B | FAP Panel | 34 |
| FAP1848B | FAP Panel | 34 |
| FAP1854B | FAP Panel | 34 |
| FAP1862B | FAP Panel | 34 |
| FAP1866B | FAP Panel | 34 |
| FAP1884B | FAP Panel | 34 |
| FAP2430B | FAP Panel | 34 |
| FAP2442B | FAP Panel | 34 |
| FAP2448B | FAP Panel | 34 |
| FAP2454B | FAP Panel | 34 |
| FAP2462B | FAP Panel | 34 |
| FAP2466B | FAP Panel | 34 |
| FAP2484B | FAP Panel | 34 |
| FAP3030B | FAP Panel | 34 |
| FAP3042B | FAP Panel | 34 |
| FAP3048B | FAP Panel | 34 |
| FAP3054B | FAP Panel | 34 |
| FAP3062B | FAP Panel | 34 |
| FAP3066B | FAP Panel | 34 |
| FAP3084B | FAP Panel | 34 |
| FAP3630B | FAP Panel | 34 |
| FAP3642B | FAP Panel | 34 |
| FAP3648B | FAP Panel | 34 |
| FAP3654B | FAP Panel | 34 |
| FAP3662B | FAP Panel | 34 |
| FAP3666B | FAP Panel | 34 |
| FAP3684B | FAP Panel | 34 |
| FAP4230B | FAP Panel | 34 |
| FAP4242B | FAP Panel | 34 |
| FAP4248B | FAP Panel | 34 |
| FAP4254B | FAP Panel | 34 |
| FAP4262B | FAP Panel | 34 |
| FAP4284B | FAP Panel | 34 |

| Catalog No. | Description | Page |
|---|---|---|
| FAP4830B | FAP Panel | 34 |
| FAP4842B | FAP Panel | 34 |
| FAP4848B | FAP Panel | 34 |
| FAP4854B | FAP Panel | 34 |
| FAP4862B | FAP Panel | 34 |
| FAP4866B | FAP Panel | 34 |
| FAP4884B | FAP Panel | 34 |
| FAPABCK12 | Choices Original to Enhanced FAP Panel Compatibility Kit | 54 |
| FAPABCK18 | Choices Original to Enhanced FAP Panel Compatibility Kit | 54 |
| FAPABCK24 | Choices Original to Enhanced FAP Panel Compatibility Kit | 54 |
| FAPABCK30 | Choices Original to Enhanced FAP Panel Compatibility Kit | 54 |
| FAPABCK36 | Choices Original to Enhanced FAP Panel Compatibility Kit | 54 |
| FAPABCK42 | Choices Original to Enhanced FAP Panel Compatibility Kit | 54 |
| FAPABCK48 | Choices Original to Enhanced FAP Panel Compatibility Kit | 54 |
| FAPB1248B | FAP Panel with Beltway Option | 36 |
| FAPB1254B | FAP Panel with Beltway Option | 36 |
| FAPB1262B | FAP Panel with Beltway Option | 36 |
| FAPB1266B | FAP Panel with Beltway Option | 36 |
| FAPB1284B | FAP Panel with Beltway Option | 36 |
| FAPB1848B | FAP Panel with Beltway Option | 36 |
| FAPB1862B | FAP Panel with Beltway Option | 36 |
| FAPB1866B | FAP Panel with Beltway Option | 36 |
| FAPB1884B | FAP Panel with Beltway Option | 36 |
| FAPB2448B | FAP Panel with Beltway Option | 36 |
| FAPB2454B | FAP Panel with Beltway Option | 36 |
| FAPB2462B | FAP Panel with Beltway Option | 36 |
| FAPB2466B | FAP Panel with Beltway Option | 36 |
| FAPB2484B | FAP Panel with Beltway Option | 36 |
| FAPB3048B | FAP Panel with Beltway Option | 36 |
| FAPB3054B | FAP Panel with Beltway Option | 36 |
| FAPB3062B | FAP Panel with Beltway Option | 36 |
| FAPB3066B | FAP Panel with Beltway Option | 36 |
| FAPB3084B | FAP Panel with Beltway Option | 36 |
| FAPB3648B | FAP Panel with Beltway Option | 36 |
| FAPB3654B | FAP Panel with Beltway Option | 36 |
| FAPB3662B | FAP Panel with Beltway Option | 36 |
| FAPB3666B | FAP Panel with Beltway Option | 36 |
| FAPB3684B | FAP Panel with Beltway Option | 36 |
| FAPB4248B | FAP Panel with Beltway Option | 36 |
| FAPB4254B | FAP Panel with Beltway Option | 36 |
| FAPB4262B | FAP Panel with Beltway Option | 36 |
| FAPB4266B | FAP Panel with Beltway Option | 36 |
| FAPB4284B | FAP Panel with Beltway Option | 36 |
| FAPB4848B | FAP Panel with Beltway Option | 36 |
| FAPB4854B | FAP Panel with Beltway Option | 36 |
| FAPB4862B | FAP Panel with Beltway Option | 36 |
| FAPB4866B | FAP Panel with Beltway Option | 36 |
| FAPB4884B | FAP Panel with Beltway Option | 36 |
| FAPBACK12 | Choices Enhanced to Original FAP Panel Compatibility Kit | 55 |
| FAPBACK18 | Choices Enhanced to Original FAP Panel Compatibility Kit | 55 |
| FAPBACK24 | Choices Enhanced to Original FAP Panel Compatibility Kit | 55 |
| FAPBACK30 | Choices Enhanced to Original FAP Panel Compatibility Kit | 55 |

| Catalog No. | Description | Page |
|---|---|---|
| FAPBACK36 | Choices Enhanced to Original FAP Panel Compatibility Kit | 55 |
| FAPBACK42 | Choices Enhanced to Original FAP Panel Compatibility Kit | 55 |
| FAPBACK48 | Choices Enhanced to Original FAP Panel Compatibility Kit | 55 |
| FCCWB | Four-Way Wood Top Cap | 60 |
| FCS36 | Full End Corner Shelves | 124 |
| FCS42 | Full End Corner Shelves | 124 |
| FCS48 | Full End Corner Shelves | 124 |
| FD24 | Flipper Doors - Painted or Fabric Fronts | 122 |
| FD30 | Flipper Doors - Painted or Fabric Fronts | 122 |
| FD36 | Flipper Doors - Painted or Fabric Fronts | 122 |
| FD42 | Flipper Doors - Painted or Fabric Fronts | 122 |
| FD48 | Flipper Doors - Painted or Fabric Fronts | 122 |
| FD60 | Flipper Doors - Painted or Fabric Fronts | 122 |
| FDC24 | Flipper Door Conversion Kits - Painted or Fabric Front | 121, 187 |
| FDC30 | Flipper Door Conversion Kits - Painted or Fabric Front | 121, 187 |
| FDC36 | Flipper Door Conversion Kits - Painted or Fabric Front | 121, 187 |
| FDC42 | Flipper Door Conversion Kits - Painted or Fabric Front | 121, 187 |
| FDC48 | Flipper Door Conversion Kits - Painted or Fabric Front | 121, 187 |
| FDC60 | Flipper Door Conversion Kits - Painted or Fabric Front | 121, 187 |
| FES24 | Full End Shelves | 123 |
| FES30 | Full End Shelves | 123 |
| FES36 | Full End Shelves | 123 |
| FES42 | Full End Shelves | 123 |
| FES48 | Full End Shelves | 123 |
| FES60 | Full End Shelves | 123 |
| FGP1242B | Full Open and Full Glazed Panels | 32 |
| FGP1248B | Full Open and Full Glazed Panels | 32 |
| FGP1254B | Full Open and Full Glazed Panels | 32 |
| FGP1262B | Full Open and Full Glazed Panels | 32 |
| FGP1266B | Full Open and Full Glazed Panels | 32 |
| FGP1278B | Full Open and Full Glazed Panels | 32 |
| FGP1284B | Full Open and Full Glazed Panels | 32 |
| FGP2442B | Full Open and Full Glazed Panels | 32 |
| FGP2448B | Full Open and Full Glazed Panels | 32 |
| FGP2454B | Full Open and Full Glazed Panels | 32 |
| FGP2462B | Full Open and Full Glazed Panels | 32 |
| FGP2466B | Full Open and Full Glazed Panels | 32 |
| FGP2478B | Full Open and Full Glazed Panels | 32 |
| FGP2484B | Full Open and Full Glazed Panels | 32 |
| FGP3042B | Full Open and Full Glazed Panels | 32 |
| FGP3048B | Full Open and Full Glazed Panels | 32 |
| FGP3054B | Full Open and Full Glazed Panels | 32 |
| FGP3062B | Full Open and Full Glazed Panels | 32 |
| FGP3066B | Full Open and Full Glazed Panels | 32 |
| FGP3078B | Full Open and Full Glazed Panels | 32 |
| FGP3084B | Full Open and Full Glazed Panels | 32 |
| FGP3642B | Full Open and Full Glazed Panels | 32 |
| FGP3648B | Full Open and Full Glazed Panels | 32 |
| FGP3654B | Full Open and Full Glazed Panels | 32 |
| FGP3662B | Full Open and Full Glazed Panels | 32 |
| FGP3666B | Full Open and Full Glazed Panels | 32 |
| FGP3678B | Full Open and Full Glazed Panels | 32 |
| FGP3684B | Full Open and Full Glazed Panels | 32 |
| FGP4242B | Full Open and Full Glazed Panels | 32 |
| FGP4248B | Full Open and Full Glazed Panels | 32 |
| FGP4254B | Full Open and Full Glazed Panels | 32 |
| FGP4262B | Full Open and Full Glazed Panels | 32 |
| FGP4266B | Full Open and Full Glazed Panels | 32 |
| FGP4278B | Full Open and Full Glazed Panels | 32 |
| FGP4284B | Full Open and Full Glazed Panels | 32 |
| FGP4842B | Full Open and Full Glazed Panels | 32 |
| FGP4848B | Full Open and Full Glazed Panels | 32 |
| FGP4854B | Full Open and Full Glazed Panels | 32 |
| FGP4862B | Full Open and Full Glazed Panels | 32 |
| FGP4866B | Full Open and Full Glazed Panels | 32 |
| FGP4878B | Full Open and Full Glazed Panels | 32 |
| FGP4884B | Full Open and Full Glazed Panels | 32 |
| FGP6042B | Full Open and Full Glazed Panels | 32 |
| FGP6048B | Full Open and Full Glazed Panels | 32 |
| FGP6054B | Full Open and Full Glazed Panels | 32 |
| FGP6062B | Full Open and Full Glazed Panels | 32 |
| FGP6066B | Full Open and Full Glazed Panels | 32 |
| FGP6078B | Full Open and Full Glazed Panels | 32 |
| FHP1262B | Half Open and Half Glazed Framed Panels | 41 |
| FHP1266B | Half Open and Half Glazed Framed Panels | 41 |
| FHP1284B | Half Open and Half Glazed Framed Panels | 41 |
| FHP2462B | Half Open and Half Glazed Framed Panels | 41 |
| FHP2466B | Half Open and Half Glazed Framed Panels | 41 |
| FHP2484B | Half Open and Half Glazed Framed Panels | 41 |
| FHP3062B | Half Open and Half Glazed Framed Panels | 41 |
| FHP3066B | Half Open and Half Glazed Framed Panels | 41 |
| FHP3084B | Half Open and Half Glazed Framed Panels | 41 |
| FHP3662B | Half Open and Half Glazed Framed Panels | 41 |
| FHP3666B | Half Open and Half Glazed Framed Panels | 41 |
| FHP3684B | Half Open and Half Glazed Framed Panels | 41 |
| FHP4262B | Half Open and Half Glazed Framed Panels | 41 |
| FHP4266B | Half Open and Half Glazed Framed Panels | 41 |
| FHP4284B | Half Open and Half Glazed Framed Panels | 41 |
| FHP4862B | Half Open and Half Glazed Framed Panels | 41 |
| FHP4866B | Half Open and Half Glazed Framed Panels | 41 |
| FHP4884B | Half Open and Half Glazed Framed Panels | 41 |
| FP42B | Filler Panels —Vinyl or Fabric | 59 |
| FP48B | Filler Panels —Vinyl or Fabric | 59 |
| FP54B | Filler Panels —Vinyl or Fabric | 59 |
| FP62B | Filler Panels —Vinyl or Fabric | 59 |
| FP66B | Filler Panels —Vinyl or Fabric | 59 |
| FP84B | Filler Panels —Vinyl or Fabric | 59 |
| FRCS36 | Freestanding Corner Shelf Unit | 186 |
| FRCS42 | Freestanding Corner Shelf Unit | 186 |
| FRCS48 | Freestanding Corner Shelf Unit | 186 |
| FRF30 | Freestanding Flipper Unit - Painted Front | 183 |
| FRF36 | Freestanding Flipper Unit - Painted Front | 183 |
| FRF42 | Freestanding Flipper Unit - Painted Front | 183 |
| FRF48 | Freestanding Flipper Unit - Painted Front | 183 |
| FRF60 | Freestanding Flipper Unit - Painted Front | 183 |
| FRF66 | Freestanding Flipper Unit - Painted Front | 183 |
| FRF72 | Freestanding Flipper Unit - Painted Front | 183 |
| FRFF30 | Freestanding Flipper Unit - Fabric Front | 183 |
| FRFF36 | Freestanding Flipper Unit - Fabric Front | 183 |
| FRFF42 | Freestanding Flipper Unit - Fabric Front | 183 |
| FRFF48 | Freestanding Flipper Unit - Fabric Front | 183 |
| FRFF60 | Freestanding Flipper Unit - Fabric Front | 183 |
| FRFF66 | Freestanding Flipper Unit - Fabric Front | 183 |
| FRFF72 | Freestanding Flipper Unit - Fabric Front | 183 |
| FRFV30 | Freestanding Flipper Unit - Veneer Front | 184 |
| FRFV36 | Freestanding Flipper Unit - Veneer Front | 184 |
| FRFV42 | Freestanding Flipper Unit - Veneer Front | 184 |

| Catalog No. | Description | Page |
|---|---|---|
| FRFV48 | Freestanding Flipper Unit - Veneer Front | 184 |
| FRFV60 | Freestanding Flipper Unit - Veneer Front | 184 |
| FRFV66 | Freestanding Flipper Unit - Veneer Front | 184 |
| FRFV72 | Freestanding Flipper Unit - Veneer Front | 184 |
| FRP1262B | Full Open and Glazed Framed Panels | 44 |
| FRP1266B | Full Open and Glazed Framed Panels | 44 |
| FRP1284B | Full Open and Glazed Framed Panels | 44 |
| FRP2462B | Full Open and Glazed Framed Panels | 44 |
| FRP2466B | Full Open and Glazed Framed Panels | 44 |
| FRP2484B | Full Open and Glazed Framed Panels | 44 |
| FRP3062B | Full Open and Glazed Framed Panels | 44 |
| FRP3066B | Full Open and Glazed Framed Panels | 44 |
| FRP3084B | Full Open and Glazed Framed Panels | 44 |
| FRP3662B | Full Open and Glazed Framed Panels | 44 |
| FRP3666B | Full Open and Glazed Framed Panels | 44 |
| FRP3684B | Full Open and Glazed Framed Panels | 44 |
| FRP4262B | Full Open and Glazed Framed Panels | 44 |
| FRP4266B | Full Open and Glazed Framed Panels | 44 |
| FRP4284B | Full Open and Glazed Framed Panels | 44 |
| FRP4862B | Full Open and Glazed Framed Panels | 44 |
| FRP4866B | Full Open and Glazed Framed Panels | 44 |
| FRP4884B | Full Open and Glazed Framed Panels | 44 |
| FRS30 | Freestanding Shelf Unit | 186 |
| FRS36 | Freestanding Shelf Unit | 186 |
| FRS42 | Freestanding Shelf Unit | 186 |
| FRS48 | Freestanding Shelf Unit | 186 |
| FRS60 | Freestanding Shelf Unit | 186 |
| FSCL | Flipper/Shelf Clips | 125 |
| FSFC30E | Floor-Supported File Centers | 210 |
| FSFC36E | Floor-Supported File Centers | 210 |
| FSLF230E | Two-Drawer Lateral Files | 206 |
| FSLF236E | Two-Drawer Lateral Files | 206 |
| FSLF242E | Two-Drawer Lateral Files | 206 |
| FSLF330E | Three-Drawer Lateral Files | 206 |
| FSLF336E | Three-Drawer Lateral Files | 206 |
| FSLF342E | Three-Drawer Lateral Files | 206 |
| FSLF430E | Four-Drawer Lateral Files | 206 |
| FSLF436E | Four-Drawer Lateral Files | 206 |
| FSLF442E | Four-Drawer Lateral Files | 206 |
| FSLF530E | Five-Drawer Lateral Files | 206 |
| FSLF536E | Five-Drawer Lateral Files | 206 |
| FSLF542E | Five-Drawer Lateral Files | 206 |
| FSP1212E | Floor-Supported Pedestals | 213 |
| FSP6612E | Floor-Supported Pedestals | 213 |
| FSPD1212E | Floor-Supported Pedestals | 213 |
| FSPD6612E | Floor-Supported Pedestals | 213 |
| FSTK | Freestanding Traverse Kit | 212 |
| FSU24 | Flipper Door Storage Units - Painted or Fabric Front | 118 |
| FSU30 | Flipper Door Storage Units - Painted or Fabric Front | 118 |
| FSU36 | Flipper Door Storage Units - Painted or Fabric Front | 118 |
| FSU42 | Flipper Door Storage Units - Painted or Fabric Front | 118 |
| FSU48 | Flipper Door Storage Units - Painted or Fabric Front | 118 |
| FSU60 | Flipper Door Storage Units - Painted or Fabric Front | 118 |
| FWSL30603624 | Flared Peninsula Work Surfaces – Left-Hand | 104 |
| FWSL30723624 | Flared Peninsula Work Surfaces – Left-Hand | 104 |
| FWSL36723624 | Flared Peninsula Work Surfaces – Left-Hand | 104 |
| FWSR24366030 | Flared Peninsula Work Surfaces – Right-Hand | 104 |
| FWSR24367230 | Flared Peninsula Work Surfaces – Right-Hand | 104 |
| FWSR24367236 | Flared Peninsula Work Surfaces – Right-Hand | 104 |
| H20 | Panel Hinges | 65 |
| HES24 | Half End Shelves | 123 |
| HES30 | Half End Shelves | 123 |
| HES36 | Half End Shelves | 123 |
| HES42 | Half End Shelves | 123 |
| HES48 | Half End Shelves | 123 |
| HES60 | Half End Shelves | 123 |
| HGPST1242B | Tackable Half Open & Half Glazed Panels | 29 |
| HGPST1248B | Tackable Half Open & Half Glazed Panels | 29 |
| HGPST1254B | Tackable Half Open & Half Glazed Panels | 29 |
| HGPST1262B | Tackable Half Open & Half Glazed Panels | 30 |
| HGPST1266B | Tackable Half Open & Half Glazed Panels | 30 |
| HGPST1278B | Tackable Half Open & Half Glazed Panels | 30 |
| HGPST1284B | Tackable Half Open & Half Glazed Panels | 30 |
| HGPST1842B | Tackable Half Open & Half Glazed Panels | 29 |
| HGPST1848B | Tackable Half Open & Half Glazed Panels | 29 |
| HGPST1854B | Tackable Half Open & Half Glazed Panels | 29 |
| HGPST1862B | Tackable Half Open & Half Glazed Panels | 30 |
| HGPST1866B | Tackable Half Open & Half Glazed Panels | 30 |
| HGPST1878B | Tackable Half Open & Half Glazed Panels | 30 |
| HGPST1884B | Tackable Half Open & Half Glazed Panels | 30 |
| HGPST2442B | Tackable Half Open & Half Glazed Panels | 29 |
| HGPST2448B | Tackable Half Open & Half Glazed Panels | 29 |
| HGPST2454B | Tackable Half Open & Half Glazed Panels | 29 |
| HGPST2462B | Tackable Half Open & Half Glazed Panels | 30 |
| HGPST2466B | Tackable Half Open & Half Glazed Panels | 30 |
| HGPST2478B | Tackable Half Open & Half Glazed Panels | 30 |
| HGPST2484B | Tackable Half Open & Half Glazed Panels | 30 |
| HGPST3042B | Tackable Half Open & Half Glazed Panels | 29 |
| HGPST3048B | Tackable Half Open & Half Glazed Panels | 29 |
| HGPST3054B | Tackable Half Open & Half Glazed Panels | 29 |
| HGPST3062B | Tackable Half Open & Half Glazed Panels | 30 |
| HGPST3066B | Tackable Half Open & Half Glazed Panels | 30 |
| HGPST3078B | Tackable Half Open & Half Glazed Panels | 30 |
| HGPST3084B | Tackable Half Open & Half Glazed Panels | 30 |
| HGPST3642B | Tackable Half Open & Half Glazed Panels | 29 |
| HGPST3648B | Tackable Half Open & Half Glazed Panels | 29 |
| HGPST3654B | Tackable Half Open & Half Glazed Panels | 29 |
| HGPST3662B | Tackable Half Open & Half Glazed Panels | 30 |
| HGPST3666B | Tackable Half Open & Half Glazed Panels | 30 |
| HGPST3678B | Tackable Half Open & Half Glazed Panels | 30 |
| HGPST3684B | Tackable Half Open & Half Glazed Panels | 30 |
| HGPST4242B | Tackable Half Open & Half Glazed Panels | 29 |
| HGPST4248B | Tackable Half Open & Half Glazed Panels | 29 |
| HGPST4254B | Tackable Half Open & Half Glazed Panels | 29 |
| HGPST4262B | Tackable Half Open & Half Glazed Panels | 30 |
| HGPST4266B | Tackable Half Open & Half Glazed Panels | 30 |
| HGPST4278B | Tackable Half Open & Half Glazed Panels | 30 |
| HGPST4284B | Tackable Half Open & Half Glazed Panels | 30 |
| HGPST4842B | Tackable Half Open & Half Glazed Panels | 29 |
| HGPST4848B | Tackable Half Open & Half Glazed Panels | 29 |
| HGPST4854B | Tackable Half Open & Half Glazed Panels | 29 |
| HGPST4862B | Tackable Half Open & Half Glazed Panels | 30 |
| HGPST4866B | Tackable Half Open & Half Glazed Panels | 30 |
| HGPST4878B | Tackable Half Open & Half Glazed Panels | 30 |
| HGPST4884B | Tackable Half Open & Half Glazed Panels | 30 |
| HGPST6042B | Tackable Half Open & Half Glazed Panels | 29 |
| HGPST6048B | Tackable Half Open & Half Glazed Panels | 29 |
| HGPST6054B | Tackable Half Open & Half Glazed Panels | 29 |
| HGPST6062B | Tackable Half Open & Half Glazed Panels | 30 |
| HGPST6066B | Tackable Half Open & Half Glazed Panels | 30 |

| Catalog No. | Description | Page |
|---|---|---|
| HGPST6078B | Tackable Half Open & Half Glazed Panels | 30 |
| HGPST6084B | Tackable Half Open & Half Glazed Panels | 30 |
| HH | Handy Hooks | 145 |
| HPPT | Pencil Tray | 215 |
| HT | Hinge/Glide Tool | 65 |
| HWM30 | Horizontal Wire manager | 115, 182 |
| LAMOHPT | Laminate Overhead Assembly Tool | 126 |
| LCAK | Choices Core/Key Sets | 15 |
| LEDPTL | LED Personal Task Light | 134 |
| LEDTL17 | LED Task Light Complete | 133 |
| LEDTL31 | LED Task Light Complete | 133 |
| LEDTL44 | LED Task Light Complete | 133 |
| LEDTL17DCJC | LED Task Light - Daisy Chain with Jumper Cord | 133 |
| LEDTL31DCJC | LED Task Light - Daisy Chain with Jumper Cord | 133 |
| LEDTL44DCJC | LED Task Light - Daisy Chain with Jumper Cord | 133 |
| LEDTL17DCMP | LED Task Light - Daisy Chain with Main Power | 133 |
| LEDTL31DCMP | LED Task Light - Daisy Chain with Main Power | 133 |
| LEDTL44DCMP | LED Task Light - Daisy Chain with Main Power | 133 |
| LFDE | Lateral File Dividers | 212 |
| LFS530 | Lateral File with Storage Cabinet | 207 |
| LFS536 | Lateral File with Storage Cabinet | 207 |
| LFS542 | Lateral File with Storage Cabinet | 207 |
| LFT1830E | Lateral File Tops | 211 |
| LFT1836E | Lateral File Tops | 211 |
| LFT1842E | Lateral File Tops | 211 |
| LFT1860E | Lateral File Tops | 211 |
| LFT1866E | Lateral File Tops | 211 |
| LFT1872E | Lateral File Tops | 211 |
| LFT1878E | Lateral File Tops | 211 |
| LFT1884E | Lateral File Tops | 211 |
| LFT3630E | Lateral File Tops | 211 |
| LFT3636E | Lateral File Tops | 211 |
| LFT3642E | Lateral File Tops | 211 |
| LFT3660E | Lateral File Tops | 211 |
| LFT3666E | Lateral File Tops | 211 |
| LFT3672E | Lateral File Tops | 211 |
| LFT3678E | Lateral File Tops | 211 |
| LFT3684E | Lateral File Tops | 211 |
| LH | Label Holders | 212 |
| LKS | Choices Lock Keys | 15 |
| LOCSDHD24 | Choices Laminate Overhead Dual Hinged Doors | 129 |
| LOCSDHD30 | Choices Laminate Overhead Dual Hinged Doors | 129 |
| LOCSDHD36 | Choices Laminate Overhead Dual Hinged Doors | 129 |
| LOCSDHD42 | Choices Laminate Overhead Dual Hinged Doors | 129 |
| LOCSDHD48 | Choices Laminate Overhead Dual Hinged Doors | 129 |
| LOCSDHD60 | Choices Laminate Overhead Dual Hinged Doors | 129 |
| LOCSFDS24 | Choices Laminate Overhead Full-Height Dual-Sliding Door | 131 |
| LOCSFDS30 | Choices Laminate Overhead Full-Height Dual-Sliding Door | 131 |
| LOCSFDS36 | Choices Laminate Overhead Full-Height Dual-Sliding Door | 131 |
| LOCSFDS42 | Choices Laminate Overhead Full-Height Dual-Sliding Door | 131 |
| LOCSFDS48 | Choices Laminate Overhead Full-Height Dual-Sliding Door | 131 |
| LOCSFDS60 | Choices Laminate Overhead Full-Height Dual-Sliding Door | 131 |
| LOCSFDU24 | Choices Laminate Overhead Flipper Door Unit | 129 |
| LOCSFDU30 | Choices Laminate Overhead Flipper Door Unit | 129 |
| LOCSFDU36 | Choices Laminate Overhead Flipper Door Unit | 129 |
| LOCSFDU42 | Choices Laminate Overhead Flipper Door Unit | 129 |
| LOCSFDU48 | Choices Laminate Overhead Flipper Door Unit | 129 |
| LOCSFDU60 | Choices Laminate Overhead Flipper Door Unit | 129 |
| LOCSFES24 | Choices Laminate Overhead Full-End Shelf | 127 |
| LOCSFES30 | Choices Laminate Overhead Full-End Shelf | 127 |
| LOCSFES36 | Choices Laminate Overhead Full-End Shelf | 127 |
| LOCSFES42 | Choices Laminate Overhead Full-End Shelf | 127 |
| LOCSFES48 | Choices Laminate Overhead Full-End Shelf | 127 |
| LOCSFES60 | Choices Laminate Overhead Full-End Shelf | 127 |
| LOCSFOC24 | Choices Laminate Overhead Full-End Cubby | 128 |
| LOCSFOC30 | Choices Laminate Overhead Full-End Cubby | 128 |
| LOCSFOC36 | Choices Laminate Overhead Full-End Cubby | 128 |
| LOCSFOC42 | Choices Laminate Overhead Full-End Cubby | 128 |
| LOCSFOC48 | Choices Laminate Overhead Full-End Cubby | 128 |
| LOCSFOC60 | Choices Laminate Overhead Full-End Cubby | 128 |
| LOCSFSS24 | Choices Laminate Overhead Full-Height Single-Sliding Door | 130 |
| LOCSFSS30 | Choices Laminate Overhead Full-Height Single-Sliding Door | 130 |
| LOCSFSS36 | Choices Laminate Overhead Full-Height Single-Sliding Door | 130 |
| LOCSFSS42 | Choices Laminate Overhead Full-Height Single-Sliding Door | 130 |
| LOCSFSS48 | Choices Laminate Overhead Full-Height Single-Sliding Door | 130 |
| LOCSFSS60 | Choices Laminate Overhead Full-Height Single-Sliding Door | 130 |
| LOCSHDS24 | Choices Laminate Overhead Half-Height Dual-Sliding Door | 131 |
| LOCSHDS30 | Choices Laminate Overhead Half-Height Dual-Sliding Door | 131 |
| LOCSHDS36 | Choices Laminate Overhead Half-Height Dual-Sliding Door | 131 |
| LOCSHDS42 | Choices Laminate Overhead Half-Height Dual-Sliding Door | 131 |
| LOCSHDS48 | Choices Laminate Overhead Half-Height Dual-Sliding Door | 131 |
| LOCSHDS60 | Choices Laminate Overhead Half-Height Dual-Sliding Door | 131 |
| LOCSHES24 | Choices Laminate Overhead Half-End Shelf | 127 |
| LOCSHES30 | Choices Laminate Overhead Half-End Shelf | 127 |
| LOCSHES36 | Choices Laminate Overhead Half-End Shelf | 127 |
| LOCSHES42 | Choices Laminate Overhead Half-End Shelf | 127 |
| LOCSHES48 | Choices Laminate Overhead Half-End Shelf | 127 |
| LOCSHES60 | Choices Laminate Overhead Half-End Shelf | 127 |
| LOCSHOC24 | Choices Laminate Overhead Half-End Cubby | 128 |
| LOCSHOC30 | Choices Laminate Overhead Half-End Cubby | 128 |
| LOCSHOC36 | Choices Laminate Overhead Half-End Cubby | 128 |
| LOCSHOC42 | Choices Laminate Overhead Half-End Cubby | 128 |
| LOCSHOC48 | Choices Laminate Overhead Half-End Cubby | 128 |
| LOCSHOC60 | Choices Laminate Overhead Half-End Cubby | 128 |
| LOCSHSS24 | Choices Laminate Overhead Half-Height Single-Sliding Door | 131 |
| LOCSHSS30 | Choices Laminate Overhead Half-Height Single-Sliding Door | 131 |
| LOCSHSS36 | Choices Laminate Overhead Half-Height Single-Sliding Door | 131 |

| Catalog No. | Description | Page |
|---|---|---|
| LOCSHSS42 | Choices Laminate Overhead Half-Height Single-Sliding Door | 131 |
| LOCSHSS48 | Choices Laminate Overhead Half-Height Single-Sliding Door | 131 |
| LOCSHSS60 | Choices Laminate Overhead Half-Height Single-Sliding Door | 131 |
| LOSCL | Laminate Overhead Flipper/Shelf Clip | 124 |
| LS30 | Low Screens | 190 |
| LS36 | Low Screens | 190 |
| LS42 | Low Screens | 190 |
| LS48 | Low Screens | 190 |
| LS60 | Low Screens | 190 |
| LS66 | Low Screens | 190 |
| LS72 | Low Screens | 190 |
| MARMDUAL | Dual Monitor Arm | 115, 189 |
| MARMSNGL | Single Monitor Arm | 115, 189 |
| MB3030 | Marker Boards | 137 |
| MB3630 | Marker Boards | 137 |
| MB4230 | Marker Boards | 137 |
| MB4830 | Marker Boards | 137 |
| MB6030 | Marker Boards | 137 |
| MP1212E | Mobile Pedestals | 213 |
| MP612E | 3/4 Mobile Pedestals | 214 |
| MP6612E | Mobile Pedestals | 213 |
| MPCTK | Mobile Pedestal Cushion Top Kit | 214 |
| MSRAK | Modesty Side Rail Attachment Kit | 181 |
| PBH15 | Choices PowerPac Block-to-Block Harness | 75 |
| PBH18 | Choices PowerPac Block-to-Block Harness | 75 |
| PBH21 | Choices PowerPac Block-to-Block Harness | 75 |
| PBH24 | Choices PowerPac Block-to-Block Harness | 75 |
| PBH27 | Choices PowerPac Block-to-Block Harness | 75 |
| PBH30 | Choices PowerPac Block-to-Block Harness | 75 |
| PBH33 | Choices PowerPac Block-to-Block Harness | 75 |
| PBH36 | Choices PowerPac Block-to-Block Harness | 75 |
| PBH39 | Choices PowerPac Block-to-Block Harness | 75 |
| PBH42 | Choices PowerPac Block-to-Block Harness | 75 |
| PBH45 | Choices PowerPac Block-to-Block Harness | 75 |
| PBH48 | Choices PowerPac Block-to-Block Harness | 75 |
| PBH51 | Choices PowerPac Block-to-Block Harness | 75 |
| PBH54 | Choices PowerPac Block-to-Block Harness | 75 |
| PBH57 | Choices PowerPac Block-to-Block Harness | 75 |
| PBH60 | Choices PowerPac Block-to-Block Harness | 75 |
| PBH63 | Choices PowerPac Block-to-Block Harness | 75 |
| PBH66 | Choices PowerPac Block-to-Block Harness | 75 |
| PBH72 | Choices PowerPac Block-to-Block Harness | 75 |
| PBH78 | Choices PowerPac Block-to-Block Harness | 75 |
| PBH90 | Choices PowerPac Block-to-Block Harness | 75 |
| PCD6 | Pedestal Divider/Conversion Kit | 215 |
| PCD12 | Pedestal Divider/Conversion Kit | 215 |
| PD1 | Power Duplexes | 76 |
| PD1A | Power Duplexes | 76 |
| PD2 | Power Duplexes | 76 |
| PD2A | Power Duplexes | 76 |
| PD3 | Power Duplexes | 76 |
| PD3A | Power Duplexes | 76 |
| PD3B | Power Duplexes | 76 |
| PD4 | Power Duplexes | 76 |
| PD4A | Power Duplexes | 76 |
| PD3060 | Peninsula Desks | 170 |
| PD3066 | Peninsula Desks | 170 |
| PD3072 | Peninsula Desks | 170 |
| PD3660 | Peninsula Desks | 170 |
| PD3666 | Peninsula Desks | 170 |
| PD3672 | Peninsula Desks | 170 |
| PDM48 | Peninsula Modesty | 107, 177 |
| PDM60 | Peninsula Modesty | 107, 177 |
| PDM66 | Peninsula Modesty | 107, 177 |
| PDM72 | Peninsula Modesty | 107, 177 |
| PDR | Pencil Drawer | 117 |
| PFCT2436 | Post-Formed Corner Desk Top | 194 |
| PFCT2442 | Post-Formed Corner Desk Top | 194 |
| PFCT2448 | Post-Formed Corner Desk Top | 194 |
| PFCT3036 | Post-Formed Corner Desk Top | 194 |
| PFCT3042 | Post-Formed Corner Desk Top | 194 |
| PFCT3048 | Post-Formed Corner Desk Top | 194 |
| PFCT244230 | Post-Formed Dual Depth Desk Top | 194 |
| PFCT304224 | Post-Formed Dual Depth Desk Top | 194 |
| PFWT2424 | Post-Formed Rectangular Desk Top | 193 |
| PFWT2430 | Post-Formed Rectangular Desk Top | 193 |
| PFWT2436 | Post-Formed Rectangular Desk Top | 193 |
| PFWT2442 | Post-Formed Rectangular Desk Top | 193 |
| PFWT2448 | Post-Formed Rectangular Desk Top | 193 |
| PFWT2460 | Post-Formed Rectangular Desk Top | 193 |
| PFWT2466 | Post-Formed Rectangular Desk Top | 193 |
| PFWT2472 | Post-Formed Rectangular Desk Top | 193 |
| PFWT3024 | Post-Formed Rectangular Desk Top | 193 |
| PFWT3030 | Post-Formed Rectangular Desk Top | 193 |
| PFWT3036 | Post-Formed Rectangular Desk Top | 193 |
| PFWT3042 | Post-Formed Rectangular Desk Top | 193 |
| PFWT3048 | Post-Formed Rectangular Desk Top | 193 |
| PFWT3060 | Post-Formed Rectangular Desk Top | 193 |
| PFWT3066 | Post-Formed Rectangular Desk Top | 193 |
| PFWT3072 | Post-Formed Rectangular Desk Top | 193 |
| PKCHFLA | Pack Lock for Flipper Units, and Flipper Door Conversion Kits | 21 |
| PKCTAFLA | Pack Lock for Contrada Overhead Storage Units | 19 |
| PLCAK | Pack Core/Key Sets | 20 |
| PLF306612 | Pedestal Lateral File Center | 210 |
| PLKS | Pack Lock Keys | 20 |
| PMAT | Accessory Trays | 139 |
| PMBH | Binder Holders | 139 |
| PMCDH | CD Holders | 140 |
| PMFT | Folder Trays | 140 |
| PMPB | Phone Bases | 140 |
| PMPH | Pen Holders | 139 |
| PMPT | Paper Trays | 139 |
| PMRCDR | Paper Management Rail CD Rack | 144 |
| PPB24 | PowerPac Blocks | 75 |
| PPB30 | PowerPac Blocks | 75 |
| PPB36 | PowerPac Blocks | 75 |
| PPB42 | PowerPac Blocks | 75 |
| PPB48 | PowerPac Blocks | 75 |
| PPB60 | PowerPac Blocks | 75 |
| PPBC | PowerPac Block Port Cover | 76 |
| PPH12 | PowerPac Extension Harness | 76 |
| PPH18 | PowerPac Extension Harness | 76 |
| PPH20 | PowerPac Extension Harness | 76 |
| PPH24 | PowerPac Extension Harness | 76 |
| PPH30 | PowerPac Extension Harness | 76 |
| PPH36 | PowerPac Extension Harness | 76 |
| PPH42 | PowerPac Extension Harness | 76 |
| PPH48 | PowerPac Extension Harness | 76 |
| PPH60 | PowerPac Extension Harness | 76 |
| PPH72 | PowerPac Extension Harness | 76 |
| PPH84 | PowerPac Extension Harness | 76 |
| PPH96 | PowerPac Extension Harness | 76 |

| Catalog No. | Description | Page |
|---|---|---|
| PPH108 | PowerPac Extension Harness | 76 |
| PPH120 | PowerPac Extension Harness | 76 |
| PPH132 | PowerPac Extension Harness | 76 |
| PPH144 | PowerPac Extension Harness | 76 |
| PR3660 | Peninsula Returns | 176 |
| PR3066 | Peninsula Returns | 176 |
| PR3072 | Peninsula Returns | 176 |
| PR3660 | Peninsula Returns | 176 |
| PR3666 | Peninsula Returns | 176 |
| PR3672 | Peninsula Returns | 176 |
| PTBL641212 | Pedestal Tower with Bookcase - Left-Hand | 205 |
| PTBL641212 | Pedestal Tower with Bookcase - Left-Hand | 205 |
| PTBL646612 | Pedestal Tower with Bookcase - Left-Hand | 205 |
| PTBR641212 | Pedestal Tower with Bookcase - Right-Hand | 205 |
| PTBR646612 | Pedestal Tower with Bookcase - Right-Hand | 205 |
| PWSL3060 | P-Shaped Peninsula Work Surface – Left-Hand | 99 |
| PWSL3066 | P-Shaped Peninsula Work Surface – Left-Hand | 99 |
| PWSL3072 | P-Shaped Peninsula Work Surface – Left-Hand | 99 |
| PWSL3660 | P-Shaped Peninsula Work Surface – Left-Hand | 99 |
| PWSL3666 | P-Shaped Peninsula Work Surface – Left-Hand | 99 |
| PWSL3672 | P-Shaped Peninsula Work Surface – Left-Hand | 99 |
| PWSR3060 | P-Shaped Peninsula Work Surface – Right-Hand | 99 |
| PWSR3066 | P-Shaped Peninsula Work Surface – Right-Hand | 99 |
| PWSR3072 | P-Shaped Peninsula Work Surface – Right-Hand | 99 |
| PWSR3660 | P-Shaped Peninsula Work Surface – Right-Hand | 99 |
| PWSR3666 | P-Shaped Peninsula Work Surface – Right-Hand | 99 |
| PWSR3672 | P-Shaped Peninsula Work Surface – Right-Hand | 99 |
| QB24 | Quarterback | 123, 188 |
| QB30 | Quarterback | 123, 188 |
| QB36 | Quarterback | 123, 188 |
| QB42 | Quarterback | 123, 188 |
| QB48 | Quarterback | 123, 188 |
| QB60 | Quarterback | 123, 188 |
| QB66 | Quarterback | 123, 188 |
| QB72 | Quarterback | 123, 188 |
| QBCS36 | Quarterback for Corner Shelves | 124 |
| QBCS42 | Quarterback for Corner Shelves | 124 |
| QBCS48 | Quarterback for Corner Shelves | 124 |
| QBFRCS36 | Quarterback for Freestanding Corner Shelf Units | 188 |
| QBFRCS42 | Quarterback for Freestanding Corner Shelf Units | 188 |
| QBFRCS48 | Quarterback for Freestanding Corner Shelf Units | 188 |
| QWSL24 | Quarter Curved Work Surfaces – Left-Hand | 108 |
| QWSR24 | Quarter Curved Work Surfaces – Right-Hand | 108 |
| RACC3614 | Right Angle Counter Caps | 111 |
| RACC4214 | Right Angle Counter Caps | 111 |
| RACC4814 | Right Angle Counter Caps | 111 |
| RACF3614 | Freestanding Right Angle Counter Caps | 192 |
| RACF4214 | Freestanding Right Angle Counter Caps | 192 |
| RACF4814 | Freestanding Right Angle Counter Caps | 192 |
| RAKF | Return Attachment Kit for Desk with a Full Modesty | 181 |
| RAKH | Return Attachment Kit for Desk with a Half Modesty | 181 |
| RCC1814 | Radiused Counter Caps | 112 |
| RCC2414 | Radiused Counter Caps | 112 |
| RCC3014 | Radiused Counter Caps | 112, 192 |
| RCC3614 | Radiused Counter Caps | 112, 192 |
| RCC4214 | Radiused Counter Caps | 112, 192 |
| RCC4814 | Radiused Counter Caps | 112, 192 |
| RCC5414 | Radiused Counter Caps | 112, 192 |
| RCC6014 | Radiused Counter Caps | 112, 192 |
| RCC6614 | Radiused Counter Caps | 112, 192 |
| RCC7214 | Radiused Counter Caps | 112, 192 |

| Catalog No. | Description | Page |
|---|---|---|
| RCWS2450 | Radiused Conference Work Surface | 110 |
| RTWS2424 | Rectangular Work Surfaces | 86 |
| RTWS2430 | Rectangular Work Surfaces | 86 |
| RTWS2436 | Rectangular Work Surfaces | 86 |
| RTWS2442 | Rectangular Work Surfaces | 86 |
| RTWS2448 | Rectangular Work Surfaces | 86 |
| RTWS2454 | Rectangular Work Surfaces | 86 |
| RTWS2460 | Rectangular Work Surfaces | 86 |
| RTWS2466 | Rectangular Work Surfaces | 86 |
| RTWS2472 | Rectangular Work Surfaces | 86 |
| RTWS2478 | Rectangular Work Surfaces | 86 |
| RTWS2484 | Rectangular Work Surfaces | 86 |
| RTWS2496 | Rectangular Work Surfaces | 86 |
| RTWS3024 | Rectangular Work Surfaces | 86 |
| RTWS3030 | Rectangular Work Surfaces | 86 |
| RTWS3036 | Rectangular Work Surfaces | 86 |
| RTWS3042 | Rectangular Work Surfaces | 86 |
| RTWS3048 | Rectangular Work Surfaces | 86 |
| RTWS3054 | Rectangular Work Surfaces | 86 |
| RTWS3060 | Rectangular Work Surfaces | 86 |
| RTWS3066 | Rectangular Work Surfaces | 86 |
| RTWS3072 | Rectangular Work Surfaces | 86 |
| RTWS3078 | Rectangular Work Surfaces | 86 |
| RTWS3084 | Rectangular Work Surfaces | 86 |
| RTWS3096 | Rectangular Work Surfaces | 86 |
| S1FAP1230B | Segmented Choices Panels | 46 |
| S1FAP1830B | Segmented Choices Panels | 46 |
| S1FAP2430B | Segmented Choices Panels | 46 |
| S1FAP3030B | Segmented Choices Panels | 46 |
| S1FAP3630B | Segmented Choices Panels | 46 |
| S1FAP4230B | Segmented Choices Panels | 46 |
| S1FAP4830B | Segmented Choices Panels | 46 |
| S1FAP1242B | Segmented Choices Panels | 46 |
| S1FAP1842B | Segmented Choices Panels | 46 |
| S1FAP2442B | Segmented Choices Panels | 46 |
| S1FAP3042B | Segmented Choices Panels | 46 |
| S1FAP3642B | Segmented Choices Panels | 46 |
| S1FAP4242B | Segmented Choices Panels | 46 |
| S1FAP4842B | Segmented Choices Panels | 46 |
| S1FAP1248B | Segmented Choices Panels | 46 |
| S1FAP1848B | Segmented Choices Panels | 46 |
| S1FAP2448B | Segmented Choices Panels | 46 |
| S1FAP3048B | Segmented Choices Panels | 46 |
| S1FAP3648B | Segmented Choices Panels | 46 |
| S1FAP4248B | Segmented Choices Panels | 46 |
| S1FAP4848B | Segmented Choices Panels | 46 |
| S1FAP1254B | Segmented Choices Panels | 46 |
| S1FAP1854B | Segmented Choices Panels | 46 |
| S1FAP2454B | Segmented Choices Panels | 46 |
| S1FAP3054B | Segmented Choices Panels | 46 |
| S1FAP3654B | Segmented Choices Panels | 46 |
| S1FAP4254B | Segmented Choices Panels | 46 |
| S1FAP4854B | Segmented Choices Panels | 46 |
| S1FAP1262B | Segmented Choices Panels | 46 |
| S1FAP1862B | Segmented Choices Panels | 46 |
| S1FAP2462B | Segmented Choices Panels | 46 |
| S1FAP3062B | Segmented Choices Panels | 46 |
| S1FAP3662B | Segmented Choices Panels | 46 |
| S1FAP4262B | Segmented Choices Panels | 46 |
| S1FAP4862B | Segmented Choices Panels | 46 |
| S1FAP1266B | Segmented Choices Panels | 46 |
| S1FAP1866B | Segmented Choices Panels | 46 |
| S1FAP2466B | Segmented Choices Panels | 46 |

| Catalog No. | Description | Page |
|---|---|---|
| S1FAP3066B | Segmented Choices Panels | 46 |
| S1FAP3666B | Segmented Choices Panels | 46 |
| S1FAP4866B | Segmented Choices Panels | 46 |
| S1FAP1284B | Segmented Choices Panels | 46 |
| S1FAP1884B | Segmented Choices Panels | 46 |
| S1FAP2484B | Segmented Choices Panels | 46 |
| S1FAP3084B | Segmented Choices Panels | 46 |
| S1FAP3684B | Segmented Choices Panels | 46 |
| S1FAP4284B | Segmented Choices Panels | 46 |
| S1FAP4884B | Segmented Choices Panels | 46 |
| S1FAPB1248B | Segmented Choices Panels with Beltway Opt. | 48 |
| S1FAPB1848B | Segmented Choices Panels with Beltway Opt. | 48 |
| S1FAPB2448B | Segmented Choices Panels with Beltway Opt. | 48 |
| S1FAPB3048B | Segmented Choices Panels with Beltway Opt. | 48 |
| S1FAPB3648B | Segmented Choices Panels with Beltway Opt. | 48 |
| S1FAPB4248B | Segmented Choices Panels with Beltway Opt. | 48 |
| S1FAPB4848B | Segmented Choices Panels with Beltway Opt. | 48 |
| S1FAPB1254B | Segmented Choices Panels with Beltway Opt. | 48 |
| S1FAPB1854B | Segmented Choices Panels with Beltway Opt. | 48 |
| S1FAPB2454B | Segmented Choices Panels with Beltway Opt. | 48 |
| S1FAPB3054B | Segmented Choices Panels with Beltway Opt. | 48 |
| S1FAPB3654B | Segmented Choices Panels with Beltway Opt. | 48 |
| S1FAPB4254B | Segmented Choices Panels with Beltway Opt. | 48 |
| S1FAPB4854B | Segmented Choices Panels with Beltway Opt. | 48 |
| S1FAPB1262B | Segmented Choices Panels with Beltway Opt. | 48 |
| S1FAPB1862B | Segmented Choices Panels with Beltway Opt. | 48 |
| S1FAPB2462B | Segmented Choices Panels with Beltway Opt. | 48 |
| S1FAPB3062B | Segmented Choices Panels with Beltway Opt. | 48 |
| S1FAPB3662B | Segmented Choices Panels with Beltway Opt. | 48 |
| S1FAPB4262B | Segmented Choices Panels with Beltway Opt. | 48 |
| S1FAPB4862B | Segmented Choices Panels with Beltway Opt. | 48 |
| S1FAPB1266B | Segmented Choices Panels with Beltway Opt. | 48 |
| S1FAPB1866B | Segmented Choices Panels with Beltway Opt. | 48 |
| S1FAPB2466B | Segmented Choices Panels with Beltway Opt. | 48 |
| S1FAPB3066B | Segmented Choices Panels with Beltway Opt. | 48 |
| S1FAPB3666B | Segmented Choices Panels with Beltway Opt. | 48 |
| S1FAPB4266B | Segmented Choices Panels with Beltway Opt. | 48 |
| S1FAPB4866B | Segmented Choices Panels with Beltway Opt. | 48 |
| S1FAPB1284B | Segmented Choices Panels with Beltway Opt. | 48 |
| S1FAPB1884B | Segmented Choices Panels with Beltway Opt. | 48 |
| S1FAPB2484B | Segmented Choices Panels with Beltway Opt. | 48 |
| S1FAPB3084B | Segmented Choices Panels with Beltway Opt. | 48 |
| S1FAPB3684B | Segmented Choices Panels with Beltway Opt. | 48 |
| S1FAPB4284B | Segmented Choices Panels with Beltway Opt. | 48 |
| S1FAPB4884B | Segmented Choices Panels with Beltway Opt. | 48 |
| S2FAP1230B | Segmented Choices Panels | 50 |
| S2FAP1830B | Segmented Choices Panels | 50 |
| S2FAP2430B | Segmented Choices Panels | 50 |
| S2FAP3030B | Segmented Choices Panels | 50 |
| S2FAP3630B | Segmented Choices Panels | 50 |
| S2FAP4230B | Segmented Choices Panels | 50 |
| S2FAP4830B | Segmented Choices Panels | 50 |
| S2FAP1242B | Segmented Choices Panels | 50 |
| S2FAP1842B | Segmented Choices Panels | 50 |
| S2FAP2442B | Segmented Choices Panels | 50 |
| S2FAP3042B | Segmented Choices Panels | 50 |
| S2FAP3642B | Segmented Choices Panels | 50 |
| S2FAP4242B | Segmented Choices Panels | 50 |
| S2FAP4842B | Segmented Choices Panels | 50 |
| S2FAP1248B | Segmented Choices Panels | 50 |
| S2FAP1848B | Segmented Choices Panels | 50 |
| S2FAP2448B | Segmented Choices Panels | 50 |
| S2FAP3048B | Segmented Choices Panels | 50 |
| S2FAP3648B | Segmented Choices Panels | 50 |
| S2FAP4248B | Segmented Choices Panels | 50 |
| S2FAP4848B | Segmented Choices Panels | 50 |
| S2FAP1254B | Segmented Choices Panels | 50 |
| S2FAP1854B | Segmented Choices Panels | 50 |
| S2FAP2454B | Segmented Choices Panels | 50 |
| S2FAP3054B | Segmented Choices Panels | 50 |
| S2FAP3654B | Segmented Choices Panels | 50 |
| S2FAP4254B | Segmented Choices Panels | 50 |
| S2FAP4854B | Segmented Choices Panels | 50 |
| S2FAP1262B | Segmented Choices Panels | 50 |
| S2FAP1862B | Segmented Choices Panels | 50 |
| S2FAP2462B | Segmented Choices Panels | 50 |
| S2FAP3062B | Segmented Choices Panels | 50 |
| S2FAP3662B | Segmented Choices Panels | 50 |
| S2FAP4262B | Segmented Choices Panels | 50 |
| S2FAP4862B | Segmented Choices Panels | 50 |
| S2FAP1266B | Segmented Choices Panels | 50 |
| S2FAP1866B | Segmented Choices Panels | 50 |
| S2FAP2466B | Segmented Choices Panels | 50 |
| S2FAP3066B | Segmented Choices Panels | 50 |
| S2FAP3666B | Segmented Choices Panels | 50 |
| S2FAP4866B | Segmented Choices Panels | 50 |
| S2FAP1284B | Segmented Choices Panels | 50 |
| S2FAP1884B | Segmented Choices Panels | 50 |
| S2FAP2484B | Segmented Choices Panels | 50 |
| S2FAP3084B | Segmented Choices Panels | 50 |
| S2FAP3684B | Segmented Choices Panels | 50 |
| S2FAP4284B | Segmented Choices Panels | 50 |
| S2FAP4884B | Segmented Choices Panels | 50 |
| S2FAPB1248B | Segmented Choices Panels with Beltway Opt. | 52 |
| S2FAPB1848B | Segmented Choices Panels with Beltway Opt. | 52 |
| S2FAPB2448B | Segmented Choices Panels with Beltway Opt. | 52 |
| S2FAPB3048B | Segmented Choices Panels with Beltway Opt. | 52 |
| S2FAPB3648B | Segmented Choices Panels with Beltway Opt. | 52 |
| S2FAPB4248B | Segmented Choices Panels with Beltway Opt. | 52 |
| S2FAPB4848B | Segmented Choices Panels with Beltway Opt. | 52 |
| S2FAPB1254B | Segmented Choices Panels with Beltway Opt. | 52 |
| S2FAPB1854B | Segmented Choices Panels with Beltway Opt. | 52 |
| S2FAPB2454B | Segmented Choices Panels with Beltway Opt. | 52 |
| S2FAPB3054B | Segmented Choices Panels with Beltway Opt. | 52 |
| S2FAPB3654B | Segmented Choices Panels with Beltway Opt. | 52 |
| S2FAPB4254B | Segmented Choices Panels with Beltway Opt. | 52 |
| S2FAPB4854B | Segmented Choices Panels with Beltway Opt. | 52 |
| S2FAPB1262B | Segmented Choices Panels with Beltway Opt. | 52 |
| S2FAPB1862B | Segmented Choices Panels with Beltway Opt. | 52 |
| S2FAPB2462B | Segmented Choices Panels with Beltway Opt. | 52 |
| S2FAPB3062B | Segmented Choices Panels with Beltway Opt. | 52 |
| S2FAPB3662B | Segmented Choices Panels with Beltway Opt. | 52 |
| S2FAPB4262B | Segmented Choices Panels with Beltway Opt. | 52 |
| S2FAPB4862B | Segmented Choices Panels with Beltway Opt. | 52 |
| S2FAPB1266B | Segmented Choices Panels with Beltway Opt. | 52 |
| S2FAPB1866B | Segmented Choices Panels with Beltway Opt. | 52 |
| S2FAPB2466B | Segmented Choices Panels with Beltway Opt. | 52 |
| S2FAPB3066B | Segmented Choices Panels with Beltway Opt. | 52 |
| S2FAPB3666B | Segmented Choices Panels with Beltway Opt. | 52 |
| S2FAPB4266B | Segmented Choices Panels with Beltway Opt. | 52 |
| S2FAPB4866B | Segmented Choices Panels with Beltway Opt. | 52 |
| S2FAPB1284B | Segmented Choices Panels with Beltway Opt. | 52 |
| S2FAPB1884B | Segmented Choices Panels with Beltway Opt. | 52 |
| S2FAPB2484B | Segmented Choices Panels with Beltway Opt. | 52 |
| S2FAPB3084B | Segmented Choices Panels with Beltway Opt. | 52 |
| S2FAPB3684B | Segmented Choices Panels with Beltway Opt. | 52 |

| Catalog No. | Description | Page |
|---|---|---|
| S2FAPB4284B | Segmented Choices Panels with Beltway Opt. | 52 |
| S2FAPB4884B | Segmented Choices Panels with Beltway Opt. | 52 |
| SB2436 | Standard Bridges | 180 |
| SB2442 | Standard Bridges | 180 |
| SB2448 | Standard Bridges | 180 |
| SB2460 | Standard Bridges | 180 |
| SB2466 | Standard Bridges | 180 |
| SB2472 | Standard Bridges | 180 |
| SB3036 | Standard Bridges | 180 |
| SB3042 | Standard Bridges | 180 |
| SB3048 | Standard Bridges | 180 |
| SB3060 | Standard Bridges | 180 |
| SB3066 | Standard Bridges | 180 |
| SB3072 | Standard Bridges | 180 |
| SCC1814 | Straight Counter Caps | 111, 191 |
| SCC2414 | Straight Counter Caps | 111, 191 |
| SCC3014 | Straight Counter Caps | 111, 191 |
| SCC3614 | Straight Counter Caps | 111, 191 |
| SCC4214 | Straight Counter Caps | 111, 191 |
| SCC4814 | Straight Counter Caps | 111, 191 |
| SCC5414 | Straight Counter Caps | 111, 191 |
| SCC6014 | Straight Counter Caps | 111, 191 |
| SCC6614 | Straight Counter Caps | 111, 191 |
| SCC7214 | Straight Counter Caps | 111, 191 |
| SCCWB | Three-Way Wood Top Cap | 60 |
| SD2448 | Standard Desks | 155 |
| SD2460 | Standard Desks | 155 |
| SD2466 | Standard Desks | 155 |
| SD2472 | Standard Desks | 155 |
| SD3048 | Standard Desks | 155 |
| SD3060 | Standard Desks | 155 |
| SD3066 | Standard Desks | 155 |
| SD3072 | Standard Desks | 155 |
| SFDIV | Shelf/File Dividers | 125, 217 |
| SICAC12 | Aisleway Cover - Fabric | 39 |
| SICAC18 | Aisleway Cover - Fabric | 39 |
| SICAC24 | Aisleway Cover - Fabric | 39 |
| SICAC30 | Aisleway Cover - Fabric | 39 |
| SICAC36 | Aisleway Cover - Fabric | 39 |
| SICAC42 | Aisleway Cover - Fabric | 39 |
| SICAC48 | Aisleway Cover - Fabric | 39 |
| SICCHM34 | Half Modesty for Corner Desks | 195 |
| SICCHM40 | Half Modesty for Corner Desks | 195 |
| SICCHM46 | Half Modesty for Corner Desks | 195 |
| SICCLEGF | C-Leg Full | 196 |
| SICCLEGS | C-Leg Short | 196 |
| SICCPOST | Corner Post | 196 |
| SICHM30 | Half Modesty for Rectangle Desks | 195 |
| SICHM36 | Half Modesty for Rectangle Desks | 195 |
| SICHM42 | Half Modesty for Rectangle Desks | 195 |
| SICHM48 | Half Modesty for Rectangle Desks | 195 |
| SICHM60 | Half Modesty for Rectangle Desks | 195 |
| SICHM66 | Half Modesty for Rectangle Desks | 195 |
| SICHM72 | Half Modesty for Rectangle Desks | 195 |
| SICSP | Flush Support Plate | 113, 181, 197 |
| SR2436 | Standard Returns | 178 |
| SR2442 | Standard Returns | 178 |
| SR2448 | Standard Returns | 178 |
| SR2460 | Standard Returns | 178 |
| SR2466 | Standard Returns | 178 |
| SR2472 | Standard Returns | 178 |
| SR3036 | Standard Returns | 178 |
| SR3042 | Standard Returns | 178 |

| Catalog No. | Description | Page |
|---|---|---|
| SR3048 | Standard Returns | 178 |
| SR3060 | Standard Returns | 178 |
| SR3066 | Standard Returns | 178 |
| SR3072 | Standard Returns | 178 |
| SS30E2 | Storage Shelves | 209 |
| SS36E2 | Storage Shelves | 209 |
| SS42E2 | Storage Shelves | 209 |
| SSC | Square Slot Covers | 65 |
| STS24 | Steel Shelves | 124 |
| STS30 | Steel Shelves | 124 |
| STS36 | Steel Shelves | 124 |
| STS42 | Steel Shelves | 124 |
| STS48 | Steel Shelves | 124 |
| STS60 | Steel Shelves | 124 |
| STU | Touch-Up Paint | 145 |
| STWBL521212 | Storage Tower with Wardrobe and Bookcase - Left-Hand | 204 |
| STWBL526612 | Storage Tower with Wardrobe and Bookcase - Left-Hand | 204 |
| STWBL641212 | Storage Tower with Wardrobe and Bookcase - Left-Hand | 204 |
| STWBL646612 | Storage Tower with Wardrobe and Bookcase - Left-Hand | 204 |
| STWBR521212 | Storage Tower with Wardrobe and Bookcase - Right-Hand | 204 |
| STWBR526612 | Storage Tower with Wardrobe and Bookcase - Right-Hand | 204 |
| STWBR641212 | Storage Tower with Wardrobe and Bookcase - Right-Hand | 204 |
| STWBR646612 | Storage Tower with Wardrobe and Bookcase - Right-Hand | 204 |
| STWL521212 | Storage Tower with Wardrobe - Left-Hand | 205 |
| STWL526612 | Storage Tower with Wardrobe - Left-Hand | 205 |
| STWL64121212 | Storage Tower with Wardrobe - Left-Hand | 205 |
| STWL64661212 | Storage Tower with Wardrobe - Left-Hand | 205 |
| STWR521212 | Storage Tower with Wardrobe - Right-Hand | 205 |
| STWR526612 | Storage Tower with Wardrobe - Right-Hand | 205 |
| STWR64121212 | Storage Tower with Wardrobe - Right-Hand | 205 |
| STWR64661212 | Storage Tower with Wardrobe - Right-Hand | 205 |
| TA1230B | Tackable Acoustical Panel | 28 |
| TA1242B | Tackable Acoustical Panel | 28 |
| TA1248B | Tackable Acoustical Panel | 28 |
| TA1254B | Tackable Acoustical Panel | 28 |
| TA1262B | Tackable Acoustical Panel | 28 |
| TA1266B | Tackable Acoustical Panel | 28 |
| TA1284B | Tackable Acoustical Panel | 28 |
| TA1830B | Tackable Acoustical Panel | 28 |
| TA1842B | Tackable Acoustical Panel | 28 |
| TA1848B | Tackable Acoustical Panel | 28 |
| TA1854B | Tackable Acoustical Panel | 28 |
| TA1862B | Tackable Acoustical Panel | 28 |
| TA1866B | Tackable Acoustical Panel | 28 |
| TA1884B | Tackable Acoustical Panel | 28 |
| TA2430B | Tackable Acoustical Panel | 28 |
| TA2442B | Tackable Acoustical Panel | 28 |
| TA2448B | Tackable Acoustical Panel | 28 |
| TA2454B | Tackable Acoustical Panel | 28 |
| TA2462B | Tackable Acoustical Panel | 28 |
| TA2466B | Tackable Acoustical Panel | 28 |
| TA2484B | Tackable Acoustical Panel | 28 |
| TA3030B | Tackable Acoustical Panel | 28 |
| TA3042B | Tackable Acoustical Panel | 28 |
| TA3048B | Tackable Acoustical Panel | 28 |

| Catalog No. | Description | Page |
|---|---|---|
| TA3054B | Tackable Acoustical Panel | 28 |
| TA3062B | Tackable Acoustical Panel | 28 |
| TA3066B | Tackable Acoustical Panel | 28 |
| TA3078B | Tackable Acoustical Panel | 28 |
| TA3084B | Tackable Acoustical Panel | 28 |
| TA3630B | Tackable Acoustical Panel | 28 |
| TA3642B | Tackable Acoustical Panel | 28 |
| TA3648B | Tackable Acoustical Panel | 28 |
| TA3654B | Tackable Acoustical Panel | 28 |
| TA3662B | Tackable Acoustical Panel | 28 |
| TA3666B | Tackable Acoustical Panel | 28 |
| TA3678B | Tackable Acoustical Panel | 28 |
| TA3684B | Tackable Acoustical Panel | 28 |
| TA4230B | Tackable Acoustical Panel | 28 |
| TA4242B | Tackable Acoustical Panel | 28 |
| TA4248B | Tackable Acoustical Panel | 28 |
| TA4254B | Tackable Acoustical Panel | 28 |
| TA4262B | Tackable Acoustical Panel | 28 |
| TA4266B | Tackable Acoustical Panel | 28 |
| TA4278B | Tackable Acoustical Panel | 28 |
| TA4284B | Tackable Acoustical Panel | 28 |
| TA4230B | Tackable Acoustical Panel | 28 |
| TA4842B | Tackable Acoustical Panel | 28 |
| TA4848B | Tackable Acoustical Panel | 28 |
| TA4854B | Tackable Acoustical Panel | 28 |
| TA4862B | Tackable Acoustical Panel | 28 |
| TA4866B | Tackable Acoustical Panel | 28 |
| TA4878B | Tackable Acoustical Panel | 28 |
| TA4884B | Tackable Acoustical Panel | 28 |
| TA6030B | Tackable Acoustical Panel | 28 |
| TA6042B | Tackable Acoustical Panel | 28 |
| TA6048B | Tackable Acoustical Panel | 28 |
| TA6054B | Tackable Acoustical Panel | 28 |
| TA6062B | Tackable Acoustical Panel | 28 |
| TA6066B | Tackable Acoustical Panel | 28 |
| TA6078B | Tackable Acoustical Panel | 28 |
| TA6084B | Tackable Acoustical Panel | 28 |
| TAABCK12 | Choices Original to Enhanced TA Panel Compatibility Kit | 54 |
| TAABCK18 | Choices Original to Enhanced TA Panel Compatibility Kit | 54 |
| TAABCK24 | Choices Original to Enhanced TA Panel Compatibility Kit | 54 |
| TAABCK30 | Choices Original to Enhanced TA Panel Compatibility Kit | 54 |
| TAABCK36 | Choices Original to Enhanced TA Panel Compatibility Kit | 54 |
| TAABCK42 | Choices Original to Enhanced TA Panel Compatibility Kit | 54 |
| TAABCK48 | Choices Original to Enhanced TA Panel Compatibility Kit | 54 |
| TAABCK60 | Choices Original to Enhanced TA Panel Compatibility Kit | 54 |
| TABACK12 | Choices Enhanced to Original TA Panel Compatibility Kit | 55 |
| TABACK18 | Choices Enhanced to Original TA Panel Compatibility Kit | 55 |
| TABACK24 | Choices Enhanced to Original TA Panel Compatibility Kit | 55 |
| TABACK30 | Choices Enhanced to Original TA Panel Compatibility Kit | 55 |
| TABACK36 | Choices Enhanced to Original TA Panel Compatibility Kit | 55 |
| TABACK42 | Choices Enhanced to Original TA Panel Compatibility Kit | 55 |
| TABACK48 | Choices Enhanced to Original TA Panel Compatibility Kit | 55 |
| TABACK60 | Choices Enhanced to Original TA Panel Compatibility Kit | 55 |
| TAFGS246 | Choices Frameless Screen | 58 |
| TAFGS306 | Choices Frameless Screen | 58 |
| TAFGS366 | Choices Frameless Screen | 58 |
| TAFGS426 | Choices Frameless Screen | 58 |
| TAFGS486 | Choices Frameless Screen | 58 |
| TAFGS606 | Choices Frameless Screen | 58 |
| TAFGS2412 | Choices Frameless Screen | 58 |
| TAFGS3012 | Choices Frameless Screen | 58 |
| TAFGS3612 | Choices Frameless Screen | 58 |
| TAFGS4212 | Choices Frameless Screen | 58 |
| TAFGS4812 | Choices Frameless Screen | 58 |
| TAFGS6012 | Choices Frameless Screen | 58 |
| TB2408 | Tackboards | 136 |
| TB2416 | Tackboards | 136 |
| TB2420 | Tackboards | 136 |
| TB2432 | Tackboards | 136 |
| TB2448 | Tackboards | 136 |
| TB3008 | Tackboards | 136 |
| TB3016 | Tackboards | 136 |
| TB3020 | Tackboards | 136 |
| TB3032 | Tackboards | 136 |
| TB3048 | Tackboards | 136 |
| TB3608 | Tackboards | 136 |
| TB3616 | Tackboards | 136 |
| TB3620 | Tackboards | 136 |
| TB3632 | Tackboards | 136 |
| TB3648 | Tackboards | 136 |
| TB4208 | Tackboards | 136 |
| TB4216 | Tackboards | 136 |
| TB4220 | Tackboards | 136 |
| TB4232 | Tackboards | 136 |
| TB4248 | Tackboards | 136 |
| TB4808 | Tackboards | 136 |
| TB4816 | Tackboards | 136 |
| TB4820 | Tackboards | 136 |
| TB4832 | Tackboards | 136 |
| TB4848 | Tackboards | 136 |
| TB3008 | Tackboards | 136 |
| TB6016 | Tackboards | 136 |
| TB6020 | Tackboards | 136 |
| TB6032 | Tackboards | 136 |
| TB6048 | Tackboards | 136 |
| TCP120B | Tele-Com Power Pole | 78 |
| TCP144B | Tele-Com Power Pole | 78 |
| TCW12 | Wood Top Caps - Retrofit | 59 |
| TCW18 | Wood Top Caps - Retrofit | 59 |
| TCW24 | Wood Top Caps - Retrofit | 59 |
| TCW30 | Wood Top Caps - Retrofit | 59 |
| TCW36 | Wood Top Caps - Retrofit | 59 |
| TCW42 | Wood Top Caps - Retrofit | 59 |
| TCW48 | Wood Top Caps - Retrofit | 59 |
| TCW60 | Wood Top Caps - Retrofit | 59 |
| TLS24 | Slim-Profile Task Light | 132 |
| TLS30 | Slim-Profile Task Light | 132 |
| TLS42 | Slim-Profile Task Light | 132 |
| TLS60 | Slim-Profile Task Light | 132 |
| VDSL36B | Vinyl Door Sections | 54 |

| Catalog No. | Description | Page |
|---|---|---|
| VDSL42B | Vinyl Door Sections | 54 |
| VDSR36B | Vinyl Door Sections | 54 |
| VDSR42B | Vinyl Door Sections | 54 |
| VFSU24 | Veneer Flipper Door Storage Unit | 120 |
| VFSU30 | Veneer Flipper Door Storage Unit | 120 |
| VFSU36 | Veneer Flipper Door Storage Unit | 120 |
| VFSU42 | Veneer Flipper Door Storage Unit | 120 |
| VFSU48 | Veneer Flipper Door Storage Unit | 120 |
| VFSU60 | Veneer Flipper Door Storage Unit | 120 |
| VP1242B | Hard Surface Vinyl-Covered Panels | 28 |
| VP1842B | Hard Surface Vinyl-Covered Panels | 28 |
| VP2442B | Hard Surface Vinyl-Covered Panels | 28 |
| VP3042B | Hard Surface Vinyl-Covered Panels | 28 |
| VP3642B | Hard Surface Vinyl-Covered Panels | 28 |
| VP4242B | Hard Surface Vinyl-Covered Panels | 28 |
| VP4842B | Hard Surface Vinyl-Covered Panels | 28 |
| VP1248B | Hard Surface Vinyl-Covered Panels | 28 |
| VP1848B | Hard Surface Vinyl-Covered Panels | 28 |
| VP2448B | Hard Surface Vinyl-Covered Panels | 28 |
| VP3048B | Hard Surface Vinyl-Covered Panels | 28 |
| VP3648B | Hard Surface Vinyl-Covered Panels | 28 |
| VP4248B | Hard Surface Vinyl-Covered Panels | 28 |
| VP4848B | Hard Surface Vinyl-Covered Panels | 28 |
| VP1254B | Hard Surface Vinyl-Covered Panels | 28 |
| VP1854B | Hard Surface Vinyl-Covered Panels | 28 |
| VP2454B | Hard Surface Vinyl-Covered Panels | 28 |
| VP3054B | Hard Surface Vinyl-Covered Panels | 28 |
| VP3654B | Hard Surface Vinyl-Covered Panels | 28 |
| VP4254B | Hard Surface Vinyl-Covered Panels | 28 |
| VP4854B | Hard Surface Vinyl-Covered Panels | 28 |
| VP1262B | Hard Surface Vinyl-Covered Panels | 28 |
| VP1862B | Hard Surface Vinyl-Covered Panels | 28 |
| VP2462B | Hard Surface Vinyl-Covered Panels | 28 |
| VP3062B | Hard Surface Vinyl-Covered Panels | 28 |
| VP3662B | Hard Surface Vinyl-Covered Panels | 28 |
| VP4262B | Hard Surface Vinyl-Covered Panels | 28 |
| VP4862B | Hard Surface Vinyl-Covered Panels | 28 |
| VP1266B | Hard Surface Vinyl-Covered Panels | 28 |
| VP1866B | Hard Surface Vinyl-Covered Panels | 28 |
| VP2466B | Hard Surface Vinyl-Covered Panels | 28 |
| VP3066B | Hard Surface Vinyl-Covered Panels | 28 |
| VP3666B | Hard Surface Vinyl-Covered Panels | 28 |
| VP4266B | Hard Surface Vinyl-Covered Panels | 28 |
| VP4866B | Hard Surface Vinyl-Covered Panels | 28 |
| VP1284B | Hard Surface Vinyl-Covered Panels | 28 |
| VP1884B | Hard Surface Vinyl-Covered Panels | 28 |
| VP2484B | Hard Surface Vinyl-Covered Panels | 28 |
| VP3084B | Hard Surface Vinyl-Covered Panels | 28 |
| VP3684B | Hard Surface Vinyl-Covered Panels | 28 |
| VP4284B | Hard Surface Vinyl-Covered Panels | 28 |
| VP4884B | Hard Surface Vinyl-Covered Panels | 28 |
| VWC3 | Vertical Wire Channel | 135 |
| WRB36E | Wardrobe Bars (For Five-High Double Door Storage Unit) | 209 |
| WR536E | Wardrobe Unit | 208 |
| WSBKL | Work Surface Brackets – Left-Hand | 113 |
| WSBKP | Work Surface Brackets – Pair | 113 |
| WSBKR | Work Surface Brackets – Right-Hand | 113 |
| WSSL19L | Work Surface Support P-Leg – Left-Hand | 114 |
| WSSL19R | Work Surface Support P-Leg – Right-Hand | 114 |
| WSSL29L | Work Surface Support P-Leg – Left-Hand | 114 |
| WSSL29R | Work Surface Support P-Leg – Right-Hand | 114 |
| WSSL | Work Surface Supports – Left-Hand | 113 |
| WSSR | Work Surface Supports – Right-Hand | 113 |
| WSSLS | Work Surface Supports – Left-Hand Shared | 113 |
| WSSRS | Work Surface Supports – Right-Hand Shared | 113 |
| WTC12 | Wood Top Caps - Retrofit | 59 |
| WTC18 | Wood Top Caps - Retrofit | 59 |
| WTC24 | Wood Top Caps - Retrofit | 59 |
| WTC30 | Wood Top Caps - Retrofit | 59 |
| WTC36 | Wood Top Caps - Retrofit | 59 |
| WTC42 | Wood Top Caps - Retrofit | 59 |
| WTC48 | Wood Top Caps - Retrofit | 59 |
| WTC60 | Wood Top Caps - Retrofit | 59 |

Trendway

HEADQUARTERS | Holland, Michigan | 800.968.5344

ATLANTA | CHICAGO | DALLAS | INDIANAPOLIS | LOS ANGELES | WASHINGTON, DC

Trendway.com

June 2015 | PL.316 | Proudly Printed in the USA

Trendway Products are tested for conformance to SCS Indoor Advantage™ or Indoor Advantage Gold™ requirements. Visit Trendway.com/scs to view SCS Indoor Advantage certificates for specific Trendway products.

Trendway is a Veteran-Owned and a Federal Government Contractor.

CERTIFIED INDOOR AIR QUALITY SCS GLOBAL SERVICES

INDOOR ADVANTAGE GOLD FURNITURE