

**ADD 5% TO ALL PRICES
EFFECTIVE SEPTEMBER 1, 2014**

DeskMakers

2013 Retail Price List for TeamWorx Desking System

Effective January 1, 2013



6525 Flotilla Street
Commerce, CA 90040

(323) 264-2260 (voice)
(323) 725-6960 (fax)

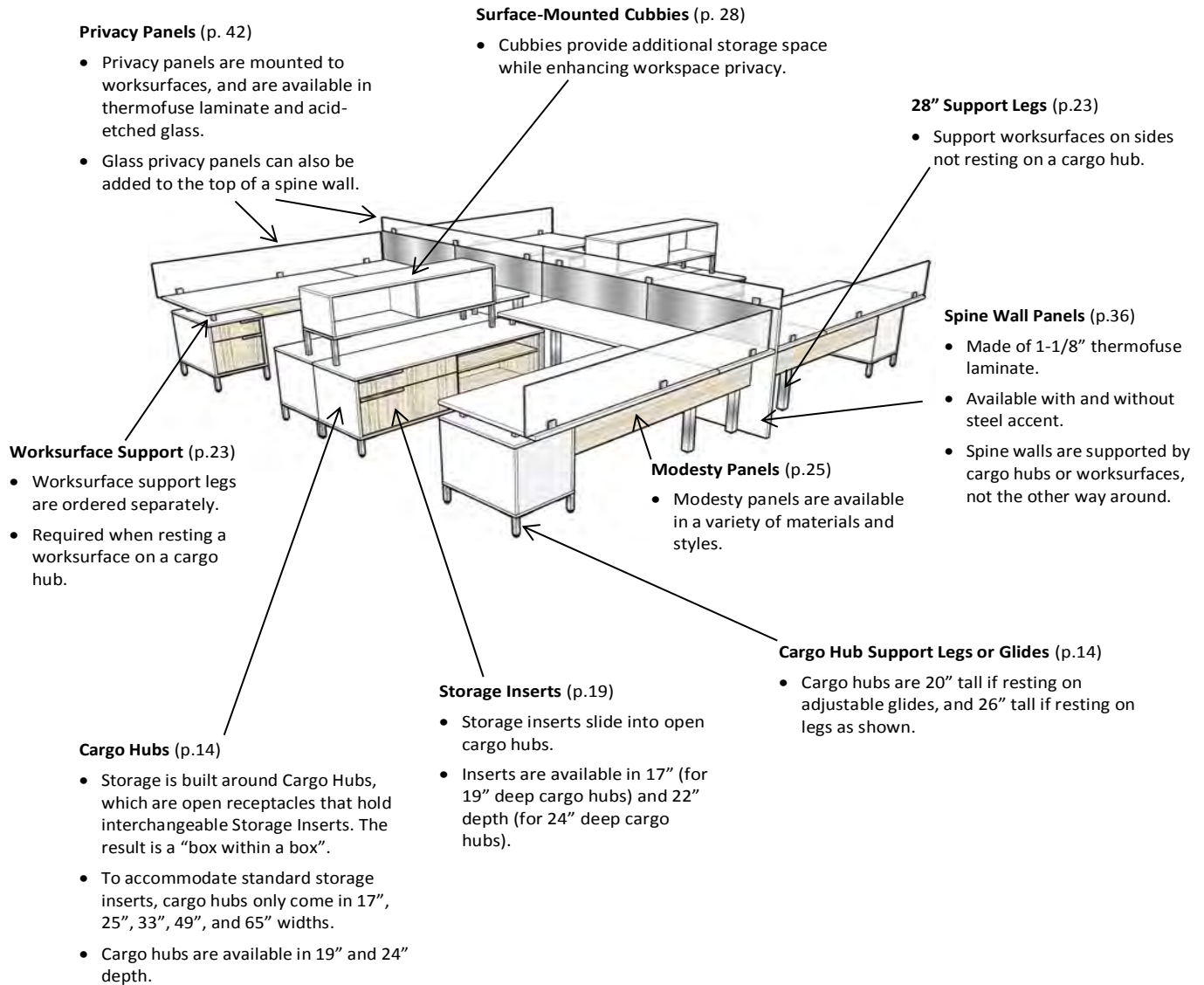
www.deskmakers.net

Table of Contents

Specifying Guide	4
Materials	5
Typicals	6
Worksurfaces	7
Cargo Hubs	14
Cargo Hub Storage Inserts	19
Supporting Legs and Brackets	23
Modesty Panels	25
Surface-Mounted Cubbies	28
Wall-Mounted Overheads	30
Cabinets	31
Spine Wall Panels	36
Privacy Panels	42
Tackboards	46
Power & Data Options	52
Grommet Location Guide	57
Momentum Fabrics	58
Terms and Conditions of Sale	59

Specifying TeamWorx

Key points to remember when specifying TeamWorx:



Materials

TeamWorx allows you to mix DeskMakers standard thermofuse laminates (TFL), high-pressure laminates (HPL), and wood veneer to suit your design needs.

COMPONENT MATERIAL MATRIX

TeamWorx Component	Available Materials
Worksurfaces	TFL, HPL, wood veneer
Cargo Hub Chassis	TFL only
Insert Chassis	TFL only
Doors and Drawerfronts	TFL, HPL, wood veneer
Modesty Panels	TFL, HPL, wood veneer, acrylic
Support Panels	TFL only
Cubby Chassis	TFL only
Cabinet Chassis	TFL only
Spinewall	TFL only
Privacy Panels	TFL, Acrylic, Glass

HIGH-PRESSURE LAMINATE (HPL)

Pricing shown in this price list applies only to non-premium HPL's as follows:

- *Wilsonart*: Solids, Woodgrains, and Abstracts in Matte (-60) finish,
- *Formica*: Color Portfolio, Woodgrains, and Patterns in Matte (-58) finish
- *Pionite*: Solids, Woodgrains, and Abstracts in Suede (N) finish

Call customer service for pricing for all other HPLs from the above companies, or for pricing for HPL from Arborite and Nevamar.

Additional lead times of one to six weeks required for HPL orders depending on material availability and order complexity.

Due to the special engineering work required, TeamWorx orders with HPL must be a minimum LIST price of \$15,000. Exceptions will be made for follow-on orders.

WOOD VENEER

Pricing shown in this price list applies only to the following finish/species combinations:

- *Natural Maple*
- *Natural Walnut Plain Slice (with cathedral grain)*
- *Natural Walnut Quarter Cut (straight grain)*
- *Tuscan Walnut Plain Slice (medium brown finish with cathedral grain)*
- *Tuscan Walnut Quarter Cut (medium brown finish with straight grain)*
- *Natural Rift Cut White Oak (straight grain)*

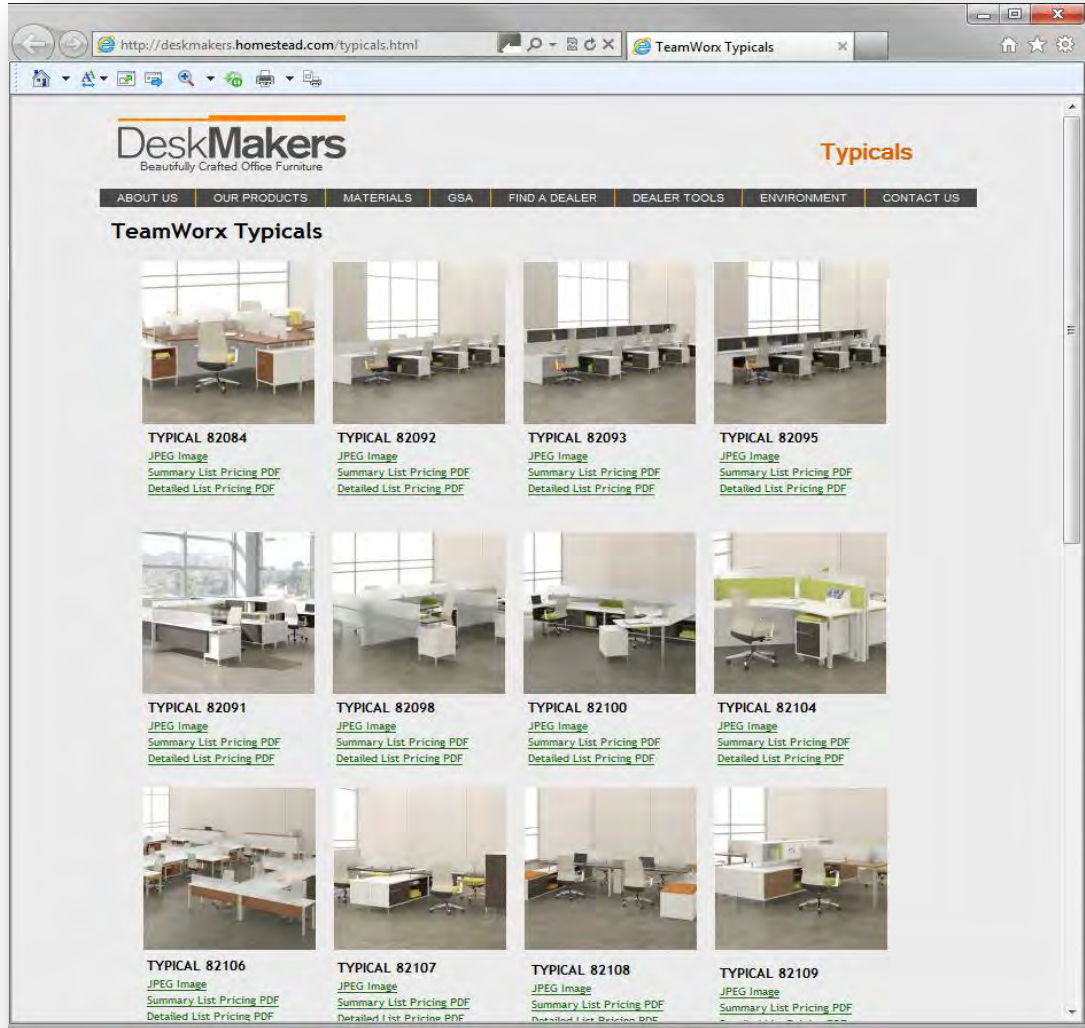
DESKMAKERS STANDARD THERMOFUSE LAMINATES

Shown below are our standard TFLs and their corresponding HPL (if available):

Standard TFL	Matching Matte HPL
Black	Arborite AAS405CAP
Black Forest Walnut	Not Available
Butternut	Not Available
Café Latte	Not Available
Cognac	Pionite HP336N Sunset
Dove Grey	Wilsonart D92-60
Gunmetal Grey	Nevamar S6-20-T
Hardrock Maple	Formica 86992-58
Mahogany	Wilsonart 7122T-60
Oil Cherry	Pionite WC421-S
Tuscan Walnut	Arborite AAW-444-FPP
Yorkshire Cherry	Pionite WC411-N
Cherry Walnut	Nevamar WC- 5581N
Rift Cut Oak	Formica 118-58
Regal White	Arborite 550 Elegant White
Spice Walnut	Pionite WW561-N
Tenino Grey	Limited availability; call customer service

Typicals

TeamWorx typicals can be viewed on our website at <http://deskmakers.homestead.com/typicals.html>.



Each typical includes a full description of the components as well as detailed list pricing.

Worksurfaces

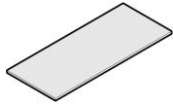
When Ordering, Please Remember to:

- 1) Replace ? with the one-letter code to signify your materials.
- 2) Specify your finish or finishes (page 5).
- 3) Specify worksurface supports (page 23).



Grommets are optional. See pages 55 and 57 for grommet options and pricing.

Model	Depth	Width	TFL (T)	HPL (H)	Wood Veneer (V)
Rectangular Worksurface					
TX-WS01-1912-?	19	12	\$111	\$178	\$222
TX-WS01-1918-?	19	18	\$117	\$187	\$234
TX-WS01-1924-?	19	24	\$130	\$208	\$260
TX-WS01-1930-?	19	30	\$143	\$229	\$286
TX-WS01-1936-?	19	36	\$156	\$250	\$312
TX-WS01-1942-?	19	42	\$169	\$270	\$338
TX-WS01-1948-?	19	48	\$182	\$291	\$364
TX-WS01-1954-?	19	54	\$195	\$312	\$390
TX-WS01-1960-?	19	60	\$208	\$333	\$416
TX-WS01-1966-?	19	66	\$221	\$354	\$442
TX-WS01-1972-?	19	72	\$234	\$374	\$468
TX-WS01-1978-?	19	78	\$284	\$454	\$568
TX-WS01-1984-?	19	84	\$298	\$477	\$596
TX-WS01-2412-?	24	12	\$129	\$206	\$258
TX-WS01-2418-?	24	18	\$133	\$213	\$266
TX-WS01-2424-?	24	24	\$144	\$230	\$288
TX-WS01-2430-?	24	30	\$160	\$256	\$320
TX-WS01-2436-?	24	36	\$176	\$282	\$352
TX-WS01-2442-?	24	42	\$193	\$309	\$386
TX-WS01-2448-?	24	48	\$209	\$334	\$418
TX-WS01-2454-?	24	54	\$225	\$360	\$450
TX-WS01-2460-?	24	60	\$232	\$371	\$464
TX-WS01-2466-?	24	66	\$258	\$413	\$516
TX-WS01-2472-?	24	72	\$275	\$440	\$550
TX-WS01-2478-?	24	78	\$335	\$536	\$670
TX-WS01-2484-?	24	84	\$353	\$565	\$706
TX-WS01-3036-?	30	36	\$201	\$322	\$402
TX-WS01-3042-?	30	42	\$221	\$354	\$442
TX-WS01-3048-?	30	48	\$242	\$387	\$484
TX-WS01-3054-?	30	54	\$262	\$419	\$524
TX-WS01-3060-?	30	60	\$270	\$432	\$540
TX-WS01-3066-?	30	66	\$303	\$485	\$606
TX-WS01-3072-?	30	72	\$317	\$507	\$634
TX-WS01-3078-?	30	78	\$413	\$661	\$826
TX-WS01-3084-?	30	84	\$438	\$701	\$876
TX-WS01-3660-?	36	60	\$356	\$570	\$712
TX-WS01-3666-?	36	66	\$383	\$613	\$766
TX-WS01-3672-?	36	72	\$410	\$656	\$820
TX-WS01-3678-?	36	78	\$477	\$763	\$954
TX-WS01-3684-?	36	84	\$506	\$810	\$1,012



- Units 60" and longer include a metal stiffener bar which may interfere with 3rd-party keyboard trays.
- Spans of 72" or longer may require additional support depending on the application.
- Requires two worksurface support legs (TX-SLEG-02 or TX-SLEG-03) for each cargo hub on which worksurface is resting.
- Requires one worksurface L-bracket support (TX-SBKT-01) if short edge is being supported by a cabinet or storage unit.
- Requires two support L-brackets (TX-SBKT-01) or one set of two cantilever brackets (TX-CBKT-01 or 02) if abutting spine wall.
- These units can also be used to create layering shelves which rest on a cargo hub and increase overall worksurface area.
- Add TX-OPT-CUT-01 to cut down worksurface length for \$75.

Add 5% Effective September 1, 2014

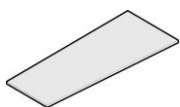
Worksurfaces

When Ordering, Please Remember to:

- 1) Replace ? with the one-letter code to signify your materials.
- 2) Specify your finish or finishes (page 5).
- 3) Specify worksurface supports (page 23).

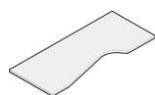


Grommets are optional. See pages 55 and 57 for grommet options and pricing.

	Model	Depth	Width	TFL (T)	HPL (H)	Wood Veneer (V)
Wedge Worksurface						
	<u>Left Wedge Model</u>	<u>Right Wedge Model</u>				
	TX-WS02-2460-L-?	TX-WS02-2460-R-?	19-24	60	\$315	\$504
	TX-WS02-2466-L-?	TX-WS02-2466-R-?	19-24	66	\$341	\$546
	TX-WS02-2472-L-?	TX-WS02-2472-R-?	19-24	72	\$358	\$573
	TX-WS02-2478-L-?	TX-WS02-2478-R-?	19-24	78	\$418	\$669
	TX-WS02-3060-L-?	TX-WS02-3060-R-?	24-30	60	\$353	\$565
	TX-WS02-3066-L-?	TX-WS02-3066-R-?	24-30	66	\$386	\$618
	TX-WS02-3072-L-?	TX-WS02-3072-R-?	24-30	72	\$400	\$640
	TX-WS02-3078-L-?	TX-WS02-3078-R-?	24-30	78	\$496	\$794
						\$992
<ul style="list-style-type: none"> • All units include a metal stiffener bar which may interfere with 3rd-party keyboard trays. • Requires two worksurface support legs (TX-SLEG-02 or TX-SLEG-03) for each cargo hub on which worksurface is resting. • Requires one worksurface L-bracket support (TX-SBKT-01) if short edge is being supported by a cabinet or storage unit. • Requires two support L-brackets (TX-SBKT-01) or one set of two cantilever brackets (TX-CBKT-01 or 02) if abutting spine wall. 						

Side Cut Saddle Worksurface

UNITS WITH 19" DEEP RETURN CONNECTION



Left Model Shown

<u>Left Model</u>	<u>Right Model</u>					
TX-WS09-2466-L-?	TX-WS09-2466-R-?	24	66	\$414	\$662	\$828
TX-WS09-2472-L-?	TX-WS09-2472-R-?	24	72	\$431	\$690	\$862
TX-WS09-2478-L-?	TX-WS09-2478-R-?	24	78	\$491	\$786	\$982
TX-WS09-3066-L-?	TX-WS09-3066-R-?	30	66	\$459	\$734	\$918
TX-WS09-3072-L-?	TX-WS09-3072-R-?	30	72	\$473	\$757	\$946
TX-WS09-3078-L-?	TX-WS09-3078-R-?	30	78	\$569	\$910	\$1,138

UNITS WITH 24" DEEP RETURN CONNECTION

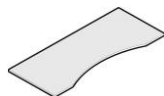


Left Model Shown

<u>Left Model</u>	<u>Right Model</u>					
TX-WS10-2466-L-?	TX-WS10-2466-R-?	24	66	\$419	\$670	\$838
TX-WS10-2472-L-?	TX-WS10-2472-R-?	24	72	\$436	\$698	\$872
TX-WS10-2478-L-?	TX-WS10-2478-R-?	24	78	\$496	\$794	\$992
TX-WS10-3066-L-?	TX-WS10-3066-R-?	30	66	\$464	\$742	\$928
TX-WS10-3072-L-?	TX-WS10-3072-R-?	30	72	\$478	\$765	\$956
TX-WS10-3078-L-?	TX-WS10-3078-R-?	30	78	\$574	\$918	\$1,148

- All units include a metal stiffener bar which may interfere with 3rd-party keyboard trays.
- Requires two worksurface support legs (TX-SLEG-02 or TX-SLEG-03) for each cargo hub on which worksurface is resting.
- Requires one worksurface L-bracket support (TX-SBKT-01) if short edge is being supported by a cabinet or storage unit.
- Requires two support L-brackets (TX-SBKT-01) or one set of two cantilever brackets (TX-CBKT-01 or 02) if abutting spine wall.

Center Cut Saddle Worksurface



TX-WS11-2460-?	19-24	60	\$373	\$597	\$746
TX-WS11-2466-?	19-24	66	\$388	\$621	\$776
TX-WS11-2472-?	19-24	72	\$405	\$648	\$810
TX-WS11-2478-?	19-24	78	\$465	\$744	\$930
TX-WS11-3060-?	24-30	60	\$423	\$677	\$846
TX-WS11-3066-?	24-30	66	\$438	\$701	\$876
TX-WS11-3072-?	24-30	72	\$452	\$723	\$904
TX-WS11-3078-?	24-30	78	\$548	\$877	\$1,096

- All units include a metal stiffener bar which may interfere with 3rd-party keyboard trays.
- Requires two worksurface support legs (TX-SLEG-02 or TX-SLEG-03) for each cargo hub on which worksurface is resting.
- Requires one worksurface L-bracket support (TX-SBKT-01) if short edge is being supported by a cabinet or storage unit.
- Requires two support L-brackets (TX-SBKT-01) or one set of two cantilever brackets (TX-CBKT-01 or 02) if abutting spine wall.

Add 5% Effective September 1, 2014

Worksurfaces

When Ordering, Please Remember to:

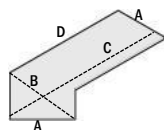
- 1) Replace ? with the one-letter code to signify your materials.
- 2) Specify your finish or finishes (page 5).
- 3) Specify worksurface supports (page 23).



Grommets are optional. See pages 55 and 57 for grommet options and pricing.

	Model	Depth	Width	TFL (T)	HPL (H)	Wood Veneer (V)
--	-------	-------	-------	---------	---------	-----------------

California Worksurface

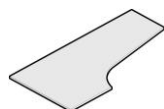


Left Model Shown

Left Model	Right Model	A - B	C - D			
TX-WS03-2484-L-?	TX-WS03-2484-R-?	24-41	84-60	\$745	\$1,192	\$1,490
TX-WS03-2490-L-?	TX-WS03-2490-R-?	24-41	90-66	\$794	\$1,270	\$1,588
TX-WS03-2496-L-?	TX-WS03-2496-R-?	24-41	96-72	\$821	\$1,314	\$1,642
TX-WS03-3084-L-?	TX-WS03-3084-R-?	30-47	84-60	\$792	\$1,267	\$1,584
TX-WS03-3090-L-?	TX-WS03-3090-R-?	30-47	90-64	\$841	\$1,346	\$1,682
TX-WS03-3096-L-?	TX-WS03-3096-R-?	30-47	96-70	\$868	\$1,389	\$1,736

- Requires one 2.5" square leg (TX-RPST-14-SLV) in the corner.
- Requires two worksurface support legs (TX-SLEG-02 or TX-SLEG-03) for each cargo hub on which worksurface is resting.
- Requires one worksurface L-bracket support (TX-SBKT-01) if short edge is being supported by a cabinet or storage unit.
- Requires two support L-brackets (TX-SBKT-01) or one set of two cantilever brackets (TX-CBKT-01 or 02) if abutting spine wall.
- All units include a metal stiffener bar which may interfere with 3rd-party keyboard trays.

Tapering Computer Wedge Worksurface



Right Model Shown

Left Model	Right Model					
TX-WS39-4866-L-?	TX-WS39-4866-R-?	19-48-19	66	\$699	\$1,118	\$1,398
TX-WS39-4872-L-?	TX-WS39-4872-R-?	19-48-19	72	\$731	\$1,170	\$1,462
TX-WS39-4878-L-?	TX-WS39-4878-R-?	19-48-19	78	\$835	\$1,336	\$1,670
TX-WS39-5466-L-?	TX-WS39-5466-R-?	19-54-19	66	\$803	\$1,285	\$1,606
TX-WS39-5472-L-?	TX-WS39-5472-R-?	19-54-19	72	\$835	\$1,336	\$1,670
TX-WS39-5478-L-?	TX-WS39-5478-R-?	19-54-19	78	\$939	\$1,502	\$1,878
TX-WS39-6066-L-?	TX-WS39-6066-R-?	19-60-19	66	\$881	\$1,410	\$1,762
TX-WS39-6072-L-?	TX-WS39-6072-R-?	19-60-19	72	\$913	\$1,461	\$1,826
TX-WS39-6078-L-?	TX-WS39-6078-R-?	19-60-19	78	\$1,017	\$1,627	\$2,034
TX-WS04-4866-L-?	TX-WS04-4866-R-?	24-48-19	66	\$710	\$1,136	\$1,420
TX-WS04-4872-L-?	TX-WS04-4872-R-?	24-48-19	72	\$741	\$1,186	\$1,482
TX-WS04-4878-L-?	TX-WS04-4878-R-?	24-48-19	78	\$845	\$1,352	\$1,690
TX-WS04-5466-L-?	TX-WS04-5466-R-?	24-54-19	66	\$814	\$1,302	\$1,628
TX-WS04-5472-L-?	TX-WS04-5472-R-?	24-54-19	72	\$845	\$1,352	\$1,690
TX-WS04-5478-L-?	TX-WS04-5478-R-?	24-54-19	78	\$949	\$1,518	\$1,898
TX-WS04-6066-L-?	TX-WS04-6066-R-?	24-60-19	66	\$892	\$1,427	\$1,784
TX-WS04-6072-L-?	TX-WS04-6072-R-?	24-60-19	72	\$923	\$1,477	\$1,846
TX-WS04-6078-L-?	TX-WS04-6078-R-?	24-60-19	78	\$1,027	\$1,643	\$2,054

- All units taper to 19" on the edge farthest from the corner. WS39 has 19" return connect. WS04 has 24" return connect.
- Requires one 2.5" square leg (TX-RPST-14-SLV) in the back corner.
- Requires two worksurface support legs (TX-SLEG-02 or TX-SLEG-03) for each cargo hub on which worksurface is resting.
- Requires one worksurface L-bracket support (TX-SBKT-01) if short edge is being supported by a cabinet or storage unit.
- Requires two support L-brackets (TX-SBKT-01) or one set of two cantilever brackets (TX-CBKT-01 or 02) if abutting spine wall.
- On 48" units, we recommend specifying only 19" deep cargo hubs only to maximize knee space.
- All units include a metal stiffener bar which may interfere with 3rd-party keyboard trays.

Add 5% Effective September 1, 2014

Worksurfaces

When Ordering, Please Remember to:

- 1) Replace ? with the one-letter code to signify your materials.
- 2) Specify your finish or finishes (page 5).
- 3) Specify worksurface supports (page 23).



Grommets are optional. See pages 55 and 57 for grommet options and pricing.

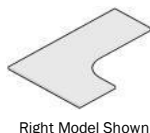
Model	Depth	Width	TFL (T)	HPL (H)	Wood Veneer (V)
Extended Computer Corner Worksurface (Non-Tapering)					

UNITS WITH 19" DEEP RETURN CONNECTION AND 19" DEEP WORKSPACE

Left Model	Right Model					
TX-WS06-4266-L-?	TX-WS06-4266-R-?	19-42-19	66	\$629	\$1,006	\$1,258
TX-WS06-4272-L-?	TX-WS06-4272-R-?	19-42-19	72	\$660	\$1,056	\$1,320
TX-WS06-4278-L-?	TX-WS06-4278-R-?	19-42-19	78	\$764	\$1,222	\$1,528
TX-WS06-4866-L-?	TX-WS06-4866-R-?	19-48-19	66	\$707	\$1,131	\$1,414
TX-WS06-4872-L-?	TX-WS06-4872-R-?	19-48-19	72	\$738	\$1,181	\$1,476
TX-WS06-4878-L-?	TX-WS06-4878-R-?	19-48-19	78	\$842	\$1,347	\$1,684
TX-WS06-5466-L-?	TX-WS06-5466-R-?	19-54-19	66	\$832	\$1,331	\$1,664
TX-WS06-5472-L-?	TX-WS06-5472-R-?	19-54-19	72	\$863	\$1,381	\$1,726
TX-WS06-5478-L-?	TX-WS06-5478-R-?	19-54-19	78	\$967	\$1,547	\$1,934
TX-WS06-6066-L-?	TX-WS06-6066-R-?	19-60-19	66	\$910	\$1,456	\$1,820
TX-WS06-6072-L-?	TX-WS06-6072-R-?	19-60-19	72	\$941	\$1,506	\$1,882
TX-WS06-6078-L-?	TX-WS06-6078-R-?	19-60-19	78	\$1,045	\$1,672	\$2,090

UNITS WITH 24" DEEP RETURN CONNECTION AND 24" DEEP WORKSPACE

Left Model	Right Model					
TX-WS07-4266-L-?	TX-WS07-4266-R-?	24-42-24	66	\$650	\$1,040	\$1,300
TX-WS07-4272-L-?	TX-WS07-4272-R-?	24-42-24	72	\$681	\$1,090	\$1,362
TX-WS07-4278-L-?	TX-WS07-4278-R-?	24-42-24	78	\$785	\$1,256	\$1,570
TX-WS07-4866-L-?	TX-WS07-4866-R-?	24-48-24	66	\$743	\$1,189	\$1,486
TX-WS07-4872-L-?	TX-WS07-4872-R-?	24-48-24	72	\$775	\$1,240	\$1,550
TX-WS07-4878-L-?	TX-WS07-4878-R-?	24-48-24	78	\$879	\$1,406	\$1,758
TX-WS07-5466-L-?	TX-WS07-5466-R-?	24-54-24	66	\$868	\$1,389	\$1,736
TX-WS07-5472-L-?	TX-WS07-5472-R-?	24-54-24	72	\$899	\$1,438	\$1,798
TX-WS07-5478-L-?	TX-WS07-5478-R-?	24-54-24	78	\$1,003	\$1,605	\$2,006
TX-WS07-6066-L-?	TX-WS07-6066-R-?	24-60-24	66	\$946	\$1,514	\$1,892
TX-WS07-6072-L-?	TX-WS07-6072-R-?	24-60-24	72	\$977	\$1,563	\$1,954
TX-WS07-6078-L-?	TX-WS07-6078-R-?	24-60-24	78	\$1,081	\$1,730	\$2,162



Right Model Shown

UNITS WITH 24" DEEP RETURN CONNECTION AND 30" DEEP WORKSPACE

Left Model	Right Model					
TX-WS08-4266-L-?	TX-WS08-4266-R-?	24-42-30	66	\$712	\$1,139	\$1,424
TX-WS08-4272-L-?	TX-WS08-4272-R-?	24-42-30	72	\$743	\$1,189	\$1,486
TX-WS08-4278-L-?	TX-WS08-4278-R-?	24-42-30	78	\$847	\$1,355	\$1,694
TX-WS08-4866-L-?	TX-WS08-4866-R-?	24-48-30	66	\$806	\$1,290	\$1,612
TX-WS08-4872-L-?	TX-WS08-4872-R-?	24-48-30	72	\$837	\$1,339	\$1,674
TX-WS08-4878-L-?	TX-WS08-4878-R-?	24-48-30	78	\$941	\$1,506	\$1,882
TX-WS08-5466-L-?	TX-WS08-5466-R-?	24-54-30	66	\$931	\$1,490	\$1,862
TX-WS08-5472-L-?	TX-WS08-5472-R-?	24-54-30	72	\$962	\$1,539	\$1,924
TX-WS08-5478-L-?	TX-WS08-5478-R-?	24-54-30	78	\$1,066	\$1,706	\$2,132
TX-WS08-6066-L-?	TX-WS08-6066-R-?	24-60-30	66	\$1,009	\$1,614	\$2,018
TX-WS08-6072-L-?	TX-WS08-6072-R-?	24-60-30	72	\$1,040	\$1,664	\$2,080
TX-WS08-6078-L-?	TX-WS08-6078-R-?	24-60-30	78	\$1,144	\$1,830	\$2,288

- Requires one 2.5" square leg (TX-RPST-14-SLV) in the back corner.
- Requires two worksurface support legs (TX-SLEG-02 or TX-SLEG-03) for each cargo hub on which worksurface is resting.
- Requires one worksurface L-bracket support (TX-SBKT-01) if short edge is being supported by a cabinet or storage unit.
- Requires two support L-brackets (TX-SBKT-01) or one set of two cantilever brackets (TX-CBKT-01 or 02) if abutting spine wall.
- All units include a metal stiffener bar which may interfere with 3rd-party keyboard trays.

Add 5% Effective September 1, 2014

Worksurfaces

When Ordering, Please Remember to:

- 1) Replace ? with the one-letter code to signify your materials.
- 2) Specify your finish or finishes (page 5).
- 3) Specify worksurface supports (page 23).



Grommets are optional. See pages 55 and 57 for grommet options and pricing.

	Model	Depth	Width	TFL (T)	HPL (H)	Wood Veneer (V)
--	-------	-------	-------	---------	---------	-----------------

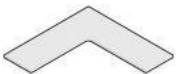
Tapering Boomerang Worksurface



TX-WS05-4848-?	48	48	\$546	\$874	\$1,092
TX-WS05-5454-?	54	54	\$579	\$926	\$1,158
TX-WS05-6060-?	60	60	\$601	\$962	\$1,202

- All units taper to 19" on outer edges.
- Requires one 2.5" square leg (TX-RPST-14-SLV) in the back corner.
- Requires two worksurface support legs (TX-SLEG-02 or TX-SLEG-03) for each cargo hub on which worksurface is resting.
- Requires one worksurface L-bracket support (TX-SBKT-01) if outer edge is being supported by a cabinet or storage unit.
- Requires two support L-brackets (TX-SBKT-01) or one set of two cantilever brackets (TX-CBKT-01 or 02) per abutting spine wall.
- On 48" and 54" units, we recommend specifying only 19" deep cargo hubs only to maximize knee space.
- All units include a metal stiffener bar which may interfere with 3rd-party keyboard trays.

Non-Tapering Boomerang Corner Worksurface



SYMMETRICAL UNITS WITH 19" DEEP WORKSPACE

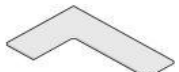
TX-WS35-4848-?	48	48	\$525	\$840	\$1,050
TX-WS35-5454-?	54	54	\$558	\$893	\$1,116
TX-WS35-6060-?	60	60	\$580	\$928	\$1,160

SYMMETRICAL UNITS WITH 24" DEEP WORKSPACE

TX-WS38-4848-?	48	48	\$541	\$866	\$1,082
TX-WS38-5454-?	54	54	\$574	\$918	\$1,148
TX-WS38-6060-?	60	60	\$595	\$952	\$1,190

NON-SYMMETRICAL UNITS WITH 19" DEEP WORKSPACE

Left Model	Right Model					
TX-WS35-4860-L-?	TX-WS35-4860-R-?	48	60	\$556	\$890	\$1,112
TX-WS35-4866-L-?	TX-WS35-4866-R-?	48	66	\$577	\$923	\$1,154
TX-WS35-4872-L-?	TX-WS35-4872-R-?	48	72	\$598	\$957	\$1,196
TX-WS35-4878-L-?	TX-WS35-4878-R-?	48	78	\$619	\$990	\$1,238
TX-WS35-5460-L-?	TX-WS35-5460-R-?	54	60	\$619	\$990	\$1,238
TX-WS35-5466-L-?	TX-WS35-5466-R-?	54	66	\$640	\$1,024	\$1,280
TX-WS35-5472-L-?	TX-WS35-5472-R-?	54	72	\$660	\$1,056	\$1,320
TX-WS35-5478-L-?	TX-WS35-5478-R-?	54	78	\$681	\$1,090	\$1,362
TX-WS35-6066-L-?	TX-WS35-6066-R-?	60	66	\$655	\$1,048	\$1,310
TX-WS35-6072-L-?	TX-WS35-6072-R-?	60	72	\$676	\$1,082	\$1,352
TX-WS35-6078-L-?	TX-WS35-6078-R-?	60	78	\$697	\$1,115	\$1,394



Right Model Shown

NON-SYMMETRICAL UNITS WITH 24" DEEP WORKSPACE

Left Model	Right Model					
TX-WS38-4860-L-?	TX-WS38-4860-R-?	48	60	\$567	\$907	\$1,134
TX-WS38-4866-L-?	TX-WS38-4866-R-?	48	66	\$588	\$941	\$1,176
TX-WS38-4872-L-?	TX-WS38-4872-R-?	48	72	\$608	\$973	\$1,216
TX-WS38-4878-L-?	TX-WS38-4878-R-?	48	78	\$629	\$1,006	\$1,258
TX-WS38-5460-L-?	TX-WS38-5460-R-?	54	60	\$629	\$1,006	\$1,258
TX-WS38-5466-L-?	TX-WS38-5466-R-?	54	66	\$650	\$1,040	\$1,300
TX-WS38-5472-L-?	TX-WS38-5472-R-?	54	72	\$671	\$1,074	\$1,342
TX-WS38-5478-L-?	TX-WS38-5478-R-?	54	78	\$692	\$1,107	\$1,384
TX-WS38-6066-L-?	TX-WS38-6066-R-?	60	66	\$666	\$1,066	\$1,332
TX-WS38-6072-L-?	TX-WS38-6072-R-?	60	72	\$686	\$1,098	\$1,372
TX-WS38-6078-L-?	TX-WS38-6078-R-?	60	78	\$707	\$1,131	\$1,414

- Requires one 2.5" square leg (TX-RPST-14-SLV) in the back corner.
- Requires two worksurface support legs (TX-SLEG-02 or TX-SLEG-03) for each cargo hub on which worksurface is resting.
- Requires one worksurface L-bracket support (TX-SBKT-01) if outer edge is being supported by a cabinet or storage unit.
- Requires two support L-brackets (TX-SBKT-01) or one set of two cantilever brackets (TX-CBKT-01 or 02) per abutting spine wall.
- All units include a metal stiffener bar which may interfere with 3rd-party keyboard trays.

Add 5% Effective September 1, 2014

Worksurfaces

When Ordering, Please Remember to:

- 1) Replace ? with the one-letter code to signify your materials.
- 2) Specify your finish or finishes (page 5).
- 3) Specify worksurface supports (page 23).



Grommets are optional. See pages 55 and 57 for grommet options and pricing.

	Model	Depth	Width	TFL (T)	HPL (H)	Wood Veneer (V)
--	-------	-------	-------	---------	---------	-----------------

120 Degree Corner Worksurface



TX-WS44-4242-?	(19" workspace depth)	42	42	\$541	\$869	\$1,087
TX-WS44-4848-?	(19" workspace depth)	48	48	\$697	\$1,118	\$1,399
TX-WS44-5454-?	(19" workspace depth)	54	54	\$837	\$1,342	\$1,679
TX-WS45-4242-?	(24" workspace depth)	42	42	\$546	\$874	\$1,092
TX-WS45-4848-?	(24" workspace depth)	48	48	\$702	\$1,123	\$1,404
TX-WS45-5454-?	(24" workspace depth)	54	54	\$842	\$1,347	\$1,684
TX-WS46-4242-?	(30" workspace depth)	42	42	\$593	\$949	\$1,186
TX-WS46-4848-?	(30" workspace depth)	48	48	\$749	\$1,198	\$1,498
TX-WS46-5454-?	(30" workspace depth)	54	54	\$889	\$1,422	\$1,778

- Requires one 2.5" square leg (TX-RPST-14-SLV) in the back corner.
- Requires two worksurface support legs (TX-SLEG-02 or TX-SLEG-03) for each cargo hub on which worksurface is resting.
- Requires one worksurface L-bracket support (TX-SBKT-01) if short edge is being supported by a cabinet or storage unit.
- Requires two support L-brackets (TX-SBKT-01) or one set of two cantilever brackets (TX-CBKT-01 or 02) per abutting spine wall.
- All units include a metal stiffener bar which may interfere with 3rd-party keyboard trays.

Quarter Round Wedge



TX-QRTR-1919-??	19	19	\$181	\$290	\$362
TX-QRTR-2424-??	24	24	\$224	\$358	\$448
TX-QRTR-3030-??	30	30	\$276	\$442	\$552

- Use to fill in gaps between 120 degree worksurfaces as shown below.
- Requires four worksurface connecting brackets – TX-FBKT-01 for \$16 each.



Add 5% Effective September 1, 2014

Worksurfaces

When Ordering, Please Remember to:

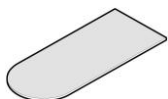
- 1) Replace ? with the one-letter code to signify your materials.
- 2) Specify your finish or finishes (page 5).
- 3) Specify worksurface supports (page 23).



Grommets are optional. See pages 55 and 57 for grommet options and pricing.

	Model	Depth	Width	TFL (T)	HPL (H)	Wood Veneer (V)
--	-------	-------	-------	---------	---------	-----------------

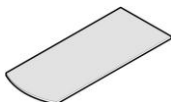
Bullet Peninsula Worksurface



TX-WS21-2448-?	24	48	\$318	\$509	\$636
TX-WS21-2454-?	24	54	\$335	\$536	\$670
TX-WS21-2460-?	24	60	\$341	\$546	\$682
TX-WS21-2466-?	24	66	\$367	\$587	\$734
TX-WS21-2472-?	24	72	\$384	\$614	\$768
TX-WS21-3048-?	30	48	\$351	\$562	\$702
TX-WS21-3054-?	30	54	\$371	\$594	\$742
TX-WS21-3060-?	30	60	\$379	\$606	\$758
TX-WS21-3066-?	30	66	\$412	\$659	\$824
TX-WS21-3072-?	30	72	\$426	\$682	\$852
TX-WS21-3666-?	36	66	\$492	\$787	\$984
TX-WS21-3672-?	36	72	\$519	\$830	\$1,038
TX-WS21-3678-?	36	78	\$586	\$938	\$1,172

- Requires two worksurface support legs (TX-SLEG-02 or TX-SLEG-03) for each cargo hub on which worksurface is resting.
- Requires one worksurface L-bracket support (TX-SBKT-01) if short edge is being supported by a cabinet or storage unit.
- Requires two support L-brackets (TX-SBKT-01) or one set of two cantilever brackets (TX-CBKT-01 or 02) if abutting spine wall.
- Units 60" and longer include a metal stiffener bar which may interfere with 3rd-party keyboard trays.

Bow-End Peninsula Worksurface



TX-WS22-2448-?	24	48	\$318	\$509	\$636
TX-WS22-2454-?	24	54	\$335	\$536	\$670
TX-WS22-2460-?	24	60	\$341	\$546	\$682
TX-WS22-2466-?	24	66	\$367	\$587	\$734
TX-WS22-2472-?	24	72	\$384	\$614	\$768
TX-WS22-3048-?	30	48	\$351	\$562	\$702
TX-WS22-3054-?	30	54	\$371	\$594	\$742
TX-WS22-3060-?	30	60	\$379	\$606	\$758
TX-WS22-3066-?	30	66	\$412	\$659	\$824
TX-WS22-3072-?	30	72	\$426	\$682	\$852
TX-WS22-3666-?	36	66	\$492	\$787	\$984
TX-WS22-3672-?	36	72	\$519	\$830	\$1,038
TX-WS22-3678-?	36	78	\$586	\$938	\$1,172

- Requires two worksurface support legs (TX-SLEG-02 or TX-SLEG-03) for each cargo hub on which worksurface is resting.
- Requires one worksurface L-bracket support (TX-SBKT-01) if short edge is being supported by a cabinet or storage unit.
- Requires two support L-brackets (TX-SBKT-01) or one set of two cantilever brackets (TX-CBKT-01 or 02) if abutting spine wall.
- Units 60" and longer include a metal stiffener bar which may interfere with 3rd-party keyboard trays.

Compu-Bullet Worksurface



Left Model Shown

Left Model	Right Model					
TX-WS23-4266-L-?	TX-WS23-4266-R-?	30-42	66	\$697	\$1,115	\$1,394
TX-WS23-4272-L-?	TX-WS23-4272-R-?	30-42	72	\$728	\$1,165	\$1,456
TX-WS23-4278-L-?	TX-WS23-4278-R-?	30-42	78	\$832	\$1,331	\$1,664

- Return connection is 24" deep.
- Requires two worksurface support legs (TX-SLEG-02 or TX-SLEG-03) for each cargo hub on which worksurface is resting.
- Requires one worksurface L-bracket support (TX-SBKT-01) if short edge is being supported by a cabinet or storage unit.
- Requires two support L-brackets (TX-SBKT-01) or one set of two cantilever brackets (TX-CBKT-01 or 02) if abutting spine wall.
- All units include a metal stiffener bar which may interfere with 3rd-party keyboard trays.

Add 5% Effective September 1, 2014

Cargo Hubs

When Ordering, Please Remember to:

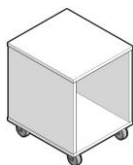
- 1) Specify your finish (page 5).
- 2) Specify storage inserts for your cargo hubs (page 19).



You can use a 17" deep storage insert in a 24" deep cargo hub to allow for wire management.

Model	Compatible Insert Width Combinations	Exterior Depth	Exterior Width	Overall Height	Price
-------	--------------------------------------	----------------	----------------	----------------	-------

Mobile Cargo Hub – One-Wide



TX-HUBW-1917	- one 16"	19	17	24	\$324
	- two 8"				
TX-HUBW-2417	- one 16"	24	17	24	\$346
	- two 8"				

- Includes four locking casters.
- See page 18 for option to add fabric cushion.
- NOTE: you can use mobile pedestals from our Convergence casegoods series for a lower cost mobile pedestal option. See our Casegoods & Tables price list.

Cargo Hub with Legs – One-Wide



TX-HUBL-1917	- one 16"	19	17	26	\$340
	- two 8"				
TX-HUBL-2417	- one 16"	24	17	26	\$362
	- two 8"				
TX-HUBL-3017	- one 16"	30	17	26	\$461
	- two 8"				

- Includes four support legs.
- TX-HUBL-3017 recommended for 36" deep worksurfaces. Can be used with 17" or 22" deep inserts.

Cargo Hub with Legs – 1-1/2-Wide



TX-HUBL-1925	- one 24"	19	25	26	\$373
	- one 16" + one 8"				
	- three 8"				
TX-HUBL-2425	- one 24"	24	25	26	\$406
	- one 16" + one 8"				
	- three 8"				

- Includes four support legs.

Cargo Hub with Legs – Two-Wide



TX-HUBL-1933	- two 16"	19	33	26	\$440
	- one 32"				
	- one 24" + one 8"				
	- one 16" + two 8"				
	- four 8"				
TX-HUBL-2433	- two 16"	24	33	26	\$473
	- one 32"				
	- one 24" + one 8"				
	- one 16" + two 8"				
	- four 8"				

- Includes five support legs.

Add 5% Effective September 1, 2014

Cargo Hubs

When Ordering, Please Remember to:

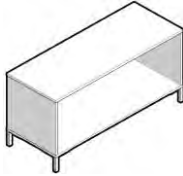
- 1) Specify your finish (page 5).
- 2) Specify storage inserts for your cargo hubs (page 19).



You can use a 17" deep storage insert in a 24" deep cargo hub to allow for wire management.

Model	Compatible Insert Width Combinations	Exterior Depth	Exterior Width	Overall Height	Price
-------	--------------------------------------	----------------	----------------	----------------	-------

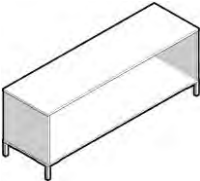
Cargo Hub with Legs – Three-Wide



TX-HUBL-1949	- three 16"	19	49	26	\$484
	- one 32" + one 16"				
	- one 32" + two 8"				
	- two 24"				
	- one 24" + one 16" + one 8"				
	- one 16" + four 8"				
TX-HUBL-2449	- three 16"	24	49	26	\$517
	- one 32" + one 16"				
	- one 32" + two 8"				
	- two 24"				
	- one 24" + one 16" + one 8"				
	- one 16" + four 8"				

- Includes five support legs.

Cargo Hub with Legs – Four Wide



TX-HUBL-1965	- four 16"	19	65	26	\$555
	- two 32"				
	- one 32" + two 16"				
	- one 32" + one 16" + two 8"				
	- one 32" + one 24" + one 8"				
	- two 24" + one 16"				
	- two 24" + two 8"				
TX-HUBL-2465	- one 24" + two 16" + one 8"	24	65	26	\$588
	- four 16"				
	- two 32"				
	- one 32" + two 16"				
	- one 32" + one 16" + two 8"				
	- one 32" + one 24" + one 8"				
	- two 24" + one 16"				
	- two 24" + two 8"				
	- one 24" + two 16" + one 8"				

- Includes five support legs.

Add 5% Effective September 1, 2014

Cargo Hubs

When Ordering, Please Remember to:

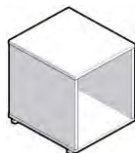
- 1) Specify your finish (page 5).
- 2) Specify storage inserts for your cargo hubs (page 19).



You can use a 17" deep storage insert in a 24" deep cargo hub to allow for wire management.

Model	Compatible Insert Width Combinations	Exterior Depth	Exterior Width	Overall Height	Price
-------	--------------------------------------	----------------	----------------	----------------	-------

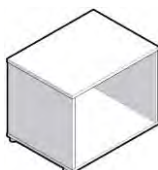
Cargo Hub with Adjustable Glides – One-Wide



TX-HUBG-1917	- one 16"	19	17	20	\$245
	- two 8"				
TX-HUBG-2417	- one 16"	24	17	20	\$267
	- two 8"				

- Includes four adjustable glides.
- See page 18 for option to add fabric cushion.

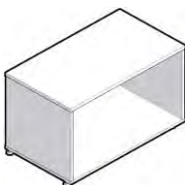
Cargo Hub with Adjustable Glides – 1-1/2 Wide



TX-HUBG-1925	- one 24"	19	25	20	\$277
	- one 16" + one 8"				
	- three 8"				
TX-HUBG-2425	- one 24"	24	25	20	\$310
	- one 16" + one 8"				
	- three 8"				

- Includes four adjustable glides.
- See page 18 for option to add fabric cushion.

Cargo Hub with Adjustable Glides – Two-Wide



TX-HUBG-1933	- one 32"	19	33	20	\$326
	- two 16"				
	- one 24" + one 8"				
	- one 16" + two 8"				
	- four 8"				
TX-HUBG-2433	- one 32"	24	33	20	\$359
	- two 16"				
	- one 24" + one 8"				
	- one 16" + two 8"				
	- four 8"				

- Includes six adjustable glides.
- See page 18 for option to add fabric cushion.

Add 5% Effective September 1, 2014

Cargo Hubs

When Ordering, Please Remember to:


- 1) Specify your finish (page 5).
- 2) Specify storage inserts for your cargo hubs (page 19).



You can use a 17" deep storage insert in a 24" deep cargo hub to allow for wire management.

Model	Compatible Insert Width Combinations	Exterior Depth	Exterior Width	Overall Height	Price
-------	--------------------------------------	----------------	----------------	----------------	-------


Cargo Hub with Adjustable Glides – Three-Wide



TX-HUBG-1949	- three 16"	19	49	20	\$370
	- one 32" + one 16"				
	- one 32" + two 8"				
	- two 24"				
	- one 24" + one 16" + one 8"				
	- one 16" + four 8"				
TX-HUBG-2449	- three 16"	24	49	20	\$402
	- one 32" + one 16"				
	- one 32" + two 8"				
	- two 24"				
	- one 24" + one 16" + one 8"				
	- one 16" + four 8"				

- Includes six adjustable glides.
- See page 18 for option to add fabric cushion.

Cargo Hub with Adjustable Glides – Four Wide



TX-HUBG-1965	- four 16"	19	65	20	\$441
	- two 32"				
	- one 32" + two 16"				
	- one 32" + one 16" + two 8"				
	- one 32" + one 24" + one 8"				
	- two 24" + one 16"				
	- two 24" + two 8"				
	- one 24" + two 16" + one 8"				
TX-HUBG-2465	- four 16"	24	65	20	\$473
	- two 32"				
	- one 32" + two 16"				
	- one 32" + one 16" + two 8"				
	- one 32" + one 24" + one 8"				
	- two 24" + one 16"				
	- two 24" + two 8"				
	- one 24" + two 16" + one 8"				

- Includes six adjustable glides.
- See page 18 for option to add fabric cushion.

Add 5% Effective September 1, 2014


Cushions for Cargo Hubs

When Ordering, Please Remember to:

- 1) Replace ? with the fabric grade.
- 2) Specify your fabric and color. See page 58.


					<-----See page 58 for Momentum Fabric Grades----->			
Model	Depth	Width	Height		Grade 1	Grade 2	Grade 3	Grade 4

Seat Cushion for Cargo Hubs and Mobile Pedestals



FOR 19" DEEP CARGO HUBS

TX-FCSN-1917-GR?	19	17	2.5	\$198	\$249	\$288	\$333
TX-FCSN-1925-GR?	19	25	2.5	\$232	\$280	\$324	\$374
TX-FCSN-1933-GR?	19	33	2.5	\$258	\$312	\$360	\$415



FOR 24" DEEP CARGO HUBS

TX-FCSN-2417-GR?	24	17	2.5	\$216	\$260	\$299	\$343
TX-FCSN-2425-GR?	24	25	2.5	\$242	\$291	\$334	\$385
TX-FCSN-2433-GR?	24	33	2.5	\$268	\$322	\$370	\$426

- Replace '?' with fabric grade when ordering.
- Mobile pedestal cushions ship attached. Cushions for non-mobile cargo hubs are affixed using factory-supplied velcro.

Add 5% Effective September 1, 2014

Cargo Hub Storage Inserts

When Ordering, Please Remember to:

- 1) Order the correct combination of inserts based on the guidelines for each cargo hub ordered.
- 2) Replace ? with the one-letter code that signifies your materials.
- 3) Specify your finish or finishes (page 5). The chassis and shelves must be TFL.

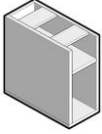


As with all DeskMakers products, locks are standard for all drawers but are an optional upcharge for all doors.

Locks are always on the right and handles are always on the left.

Model	Depth	Width	Height	TFL (T)	Drawer Fronts or Doors HPL (H)	Drawer Fronts or Doors Wood Veneer (V)
-------	-------	-------	--------	------------	---	---

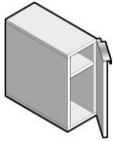
Eight-Inch Wide Open Cabinet with Adjustable Shelf



TX-IN03-1708-T	17	8	18	\$209	NA	NA
TX-IN03-2208-T	22	8	18	\$225	NA	NA

- Please note that opening is only 6-1/4" wide.

Eight-Inch Wide Cabinet with Door

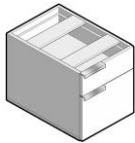


Right Hinge Shown

<u>Left Hinge Model</u>	<u>Right Hinge Model</u>						
TX-IN04-1308-L-?	TX-IN04-1308-R-?	13	8	18	\$296	\$414	\$444
TX-IN04-1708-L-?	TX-IN04-1708-R-?	17	8	18	\$303	\$424	\$455
TX-IN04-2208-L-?	TX-IN04-2208-R-?	22	8	18	\$319	\$447	\$479

- Please note that opening is only 6-1/4" wide.
- Single adjustable shelf behind door.
- For lock, add OPT-LCK-2 for \$65.
- 13" deep unit can be placed in a 19" deep cargo hub when passing wiring through the cargo hub.

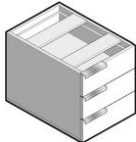
Sixteen-Inch Wide Box-File Pedestal



TX-IN01-1716-?	17	16	18	\$333	\$466	\$500
TX-IN01-2216-?	22	16	18	\$360	\$504	\$540

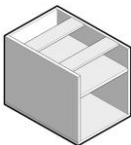
- Accommodates letter-size filing front to back, or legal-size filing side to side.

Sixteen-Inch Wide Box-Box-Box Pedestal



TX-IN02-1716-?	17	16	18	\$380	\$532	\$570
TX-IN02-2216-?	22	16	18	\$428	\$599	\$642

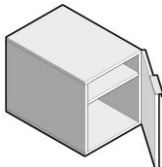
Sixteen-Inch Wide Open Cabinet with Adjustable Shelf



TX-IN03-1316-T	13	16	18	\$235	NA	NA
TX-IN03-1716-T	17	16	18	\$240	NA	NA
TX-IN03-2216-T	22	16	18	\$257	NA	NA

- Opening width is 14".
- 13" deep unit can be placed in a 19" deep cargo hub when passing wiring through the cargo hub.

Sixteen-Inch Wide Storage Cabinet with Adjustable Shelf



Right Hinge Shown

<u>Left Hinge Model</u>	<u>Right Hinge Model</u>						
TX-IN04-1716-L-?	TX-IN04-1716-R-?	17	16	18	\$334	\$468	\$501
TX-IN04-2216-L-?	TX-IN04-2216-R-?	22	16	18	\$350	\$490	\$525

- Single adjustable shelf behind door.
- Opening width is 14".
- For lock, add OPT-LCK-2 for \$65.

Add 5% Effective September 1, 2014

Cargo Hub Storage Inserts

When Ordering, Please Remember to:

- 1) Order the correct combination of inserts based on the guidelines for each cargo hub ordered.
- 2) Replace ? with the one-letter code that signifies your materials.
- 3) Specify your finish or finishes (page 5). The chassis and shelves must be TFL.

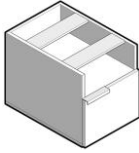


As with all DeskMakers products, locks are standard for all drawers but are an optional upcharge for all doors.

Locks are always on the right and handles are always on the left.

Model	Depth	Width	Height	TFL (T)	Drawer Fronts or Doors HPL (H)	Drawer Fronts or Doors Wood Veneer (V)
-------	-------	-------	--------	------------	---	---

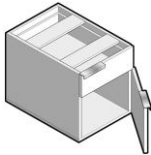
Sixteen-Inch Wide Cubby-File Pedestal



TX-IN07-1716-?	17	16	18	\$333	\$433	\$466
TX-IN07-2216-?	22	16	18	\$360	\$468	\$504

- Opening width is 14".
- Accommodates letter-size filing front to back, or legal-size filing side to side.

Sixteen-Inch Wide Box-Storage Pedestal

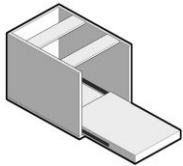


Right Hinge Shown

<u>Left Hinge Model</u>	<u>Right Hinge Model</u>	Depth	Width	Height	TFL (T)	Drawer Fronts or Doors HPL (H)	Drawer Fronts or Doors Wood Veneer (V)
TX-IN08-1716-L-?	TX-IN08-1716-R-?	17	16	18	\$369	\$517	\$554
TX-IN08-2216-L-?	TX-IN08-2216-R-?	22	16	18	\$397	\$556	\$596

- Opening width is 14".
- Lock standard on drawer only. For lock on door, add OPT-LCK-2 for \$65.

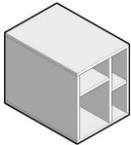
Sixteen-Inch Wide Printer Cabinet with Rollout Shelf



TX-IN09-1716-T	17	16	18	\$365	NA	NA
TX-IN09-2216-T	22	16	18	\$381	NA	NA

- Opening width is 13".
- Opening on bottom allows for wire pass-through.

Sixteen-Inch Wide CPU/Segmented Open Cabinet



Left CPU Shown

<u>Left CPU Model</u>	<u>Right CPU Model</u>	Depth	Width	Height	TFL (T)	Drawer Fronts or Doors HPL (H)	Drawer Fronts or Doors Wood Veneer (V)
TX-IN10-1716-L-T	TX-IN10-1716-R-T	17	16	18	\$292	NA	NA
TX-IN10-2216-L-T	TX-IN10-2216-R-T	22	16	18	\$309	NA	NA

- CPU side opening is 8" wide. Other side opening is 5-1/4" wide.
- Adjustable shelves on both sides. Some CPU's may require removal of adjustable shelf.
- Opening in back of CPU side allows for wire pass-through.

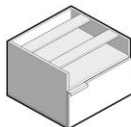
Twenty-Four-Inch Wide Box-File Pedestal



TX-IN01-1724-?	17	24	18	\$437	\$612	\$656
TX-IN01-2224-?	22	24	18	\$475	\$665	\$713

- Accommodates letter or legal-size filing side to side.

Twenty-Four-Inch Wide Cubby-File Pedestal



TX-IN07-1724-?	17	24	18	\$437	\$612	\$656
TX-IN07-2224-?	22	24	18	\$475	\$665	\$713

- Accommodates letter or legal-size filing side to side.

Add 5% Effective September 1, 2014

Cargo Hub Storage Inserts

When Ordering, Please Remember to:

- 1) Order the correct combination of inserts based on the guidelines for each cargo hub ordered.
- 2) Replace ? with the one-letter code that signifies your materials.
- 3) Specify your finish or finishes (page 5). The chassis and shelves must be TFL.

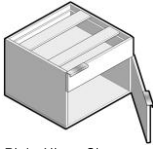


As with all DeskMakers products, locks are standard for all drawers but are an optional upcharge for all doors.

Locks are always on the right and handles are always on the left.

Model	Depth	Width	Height	TFL (T)	Drawer Fronts or Doors HPL (H)	Drawer Fronts or Doors Wood Veneer (V)
-------	-------	-------	--------	------------	---	---

Twenty-Four-Inch Wide Box-Storage Pedestal

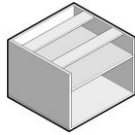


Right Hinge Shown

<u>Left Hinge Model</u>	<u>Right Hinge Model</u>						
TX-IN08-1724-L-?	TX-IN08-1724-R-?	17	24	18	\$473	\$608	\$648
TX-IN08-2224-L-?	TX-IN08-2224-R-?	22	24	18	\$511	\$657	\$701

- Lock standard on drawer only. For lock on door, add OPT-LCK-2 for \$65.

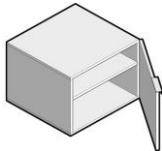
Twenty-Four-Inch Wide Open Cabinet with Adjustable Shelf



TX-IN03-1324-T	13	24	18	\$279	NA	NA
TX-IN03-1724-T	17	24	18	\$284	NA	NA
TX-IN03-2224-T	22	24	18	\$306	NA	NA

- 13" deep unit can be placed in a 19" deep cargo hub when passing wiring through the cargo hub.

Twenty-Four-Inch Wide Storage Cabinet with Adjustable Shelf

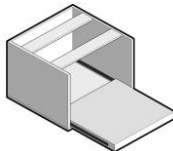


Right Hinge Shown

<u>Left Hinge Model</u>	<u>Right Hinge Model</u>						
TX-IN04-1724-L-?	TX-IN04-1724-R-?	17	24	18	\$367	\$514	\$551
TX-IN04-2224-L-?	TX-IN04-2224-R-?	22	24	18	\$389	\$545	\$584

- Single adjustable shelf behind door.
- For lock, add OPT-LCK-2 for \$65.

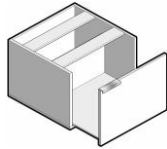
Twenty-Four-Inch Wide Printer Cabinet with Rollout Shelf



TX-IN09-1724-T	17	24	18	\$409	NA	NA
TX-IN09-2224-T	22	24	18	\$431	NA	NA

- Opening is 21" wide.
- Opening on bottom allows for wire pass-through.

Twenty-Four-Inch Wide Concealed Printer Cabinet



TX-IN11-1724-?	17	24	18	\$513	\$718	\$770
TX-IN11-2224-?	22	24	18	\$535	\$749	\$803

- Fits printer up to 19" wide by 20" deep.
- Lock not available.
- Can also be used for waste bins.
- Opening on bottom allows for wire pass-through.

Add 5% Effective September 1, 2014

Cargo Hub Storage Inserts

When Ordering, Please Remember to:

- 1) Order the correct combination of inserts based on the guidelines for each cargo hub ordered.
- 2) Replace ? with the one-letter code that signifies your materials.
- 3) Specify your finish or finishes (page 5). The chassis and shelves must be TFL.

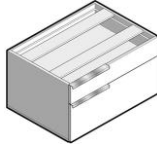


As with all DeskMakers products, locks are standard for all drawers but are an optional upcharge for all doors.

Locks are always on the right and handles are always on the left.

Model	Depth	Width	Height	TFL (T)	Drawer Fronts or Doors HPL (H)	Drawer Fronts or Doors Wood Veneer (V)
-------	-------	-------	--------	------------	---	---

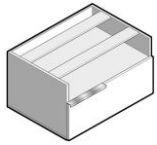
Thirty-Two-Inch Wide Box-Lateral Pedestal



TX-IN01-1732-?	17	32	18	\$557	\$780	\$836
TX-IN01-2232-?	22	32	18	\$606	\$848	\$909

- Lateral file drawer allows for two rows front to back legal or letter filing, or one row of side to side filing.
- Lateral file drawer is same depth in both 17" deep and 22" deep units.

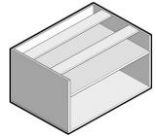
Thirty-Two-Inch Wide Cubby-File Pedestal



TX-IN07-1732-?	17	32	18	\$557	\$780	\$836
TX-IN07-2232-?	22	32	18	\$606	\$848	\$909

- Lateral file drawer allows for two rows front to back legal or letter filing, or one row of side to side filing.
- Lateral file drawer is same depth in both 17" deep and 22" deep units.

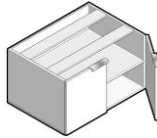
Thirty-Two-Inch Wide Open Cabinet with Adjustable Shelf



TX-IN03-1332-T	13	32	18	\$339	NA	NA
TX-IN03-1732-T	17	32	18	\$345	NA	NA
TX-IN03-2232-T	22	32	18	\$368	NA	NA

- 13" deep unit can be placed in a 19" deep cargo hub when passing wiring through the cargo hub.

Thirty-Two-Inch Wide Storage Cabinet



TX-IN12-1732-?	17	32	18	\$526	\$736	\$789
TX-IN12-2232-?	22	32	18	\$575	\$805	\$863

- Single adjustable shelf behind door.
- For lock, add OPT-LCK-2 for \$65.

Add 5% Effective September 1, 2014

Supporting Legs and Brackets

Model	Price
-------	-------

Open Frame Worksurface Support Leg – 28" High



TX-OLEG-19-SLV	(19" width)	\$240
TX-OLEG-24-SLV	(24" width)	\$250
TX-OLEG-30-SLV	(30" width)	\$260
TX-OLEG-36-SLV	(36" width)	\$270
TX-OLEG-38-SLV	(38" width)	\$280
TX-OLEG-48-SLV	(48" width)	\$385
TX-OLEG-60-SLV	(60" width)	\$420

- Stainless steel powdercoat finish.
- 1" thick by 2-1/2" deep frame.

2.5-Inch Square, 28" High Worksurface Support Leg



TX-RPST-14-SLV	(for corner placement)	\$99
TX-RPST-15-SLV	(to span two worksurfaces)	\$120

- Stainless steel powdercoat finish.
- RPST-15 has a larger support plate than RPST-14.

1-Inch Square, 3-3/8" High Worksurface or Cubby Support Leg



TX-SLEG-02		\$29
------------	--	------

- Leg is 1" square.
- Rests on cargo hub with legs in order to support a worksurface.
- Can also be used to support a cubby unit resting on a cargo hub or worksurface.
- Add TX-OPT-AKIT for \$6 for set of two special attachment screws to permanently affix leg to cargo hub.

1-Inch Square, 8-3/8" High Worksurface or Cubby Support Leg



TX-SLEG-03		\$46
------------	--	------

- Leg is 1" square.
- Rests on cargo hub with glides in order to support a worksurface.
- Can also be used to support a cubby unit resting on a cargo hub or worksurface.
- Add TX-OPT-AKIT for \$6 for set of two special attachment screws to permanently affix leg to cargo hub.

8-Inch Worksurface Cantilever Brackets



TX-CBKT-01	(set of two brackets)	\$34
------------	-----------------------	------

- Extends 8" from wall or vertical surface.
- Available in powdercoat gray finish only.
- Includes required wood screws.

12-Inch Worksurface Cantilever Brackets



TX-CBKT-02	(set of two brackets)	\$36
------------	-----------------------	------

- Extends 12" from wall or vertical surface.
- Available in powdercoat gray finish only.
- Includes required wood screws.


Worksurface Support L-Bracket



TX-SBKT-01		\$19
------------	--	------

- 12" long. Extends 1-3/4" below worksurface.
- Available in gray powdercoat finish only.
- Includes required wood screws.

Worksurface Connecting Flat Bracket



TX-FBKT-01		\$16
------------	--	------

- 3-1/2" x 6-1/2".
- Available in black finish only. (These are the same brackets DeskMakers uses for connecting desks to returns.)
- Required when abutting worksurfaces to each other.
- Includes required wood screws.

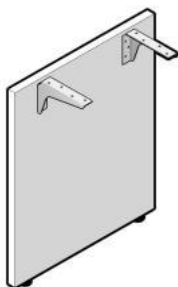
Add 5% Effective September 1, 2014

Supporting Legs and Brackets

When Ordering, Please Remember to:
- Specify your finish or finishes (page 5).

Model	Price
-------	-------

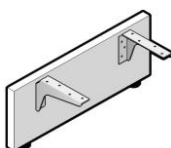
28" Full End Panel Support Leg



TX-EPL1-19	(19" width)	\$163
TX-EPL1-24	(24" width)	\$181
TX-EPL1-30	(30" width)	\$206
TX-EPL1-36	(36" width)	\$222
TX-EPL1-42	(42" width)	\$242
TX-EPL1-48	(48" width)	\$263

- Includes two cantilever brackets.
- Includes two adjustable glides.
- For wire pass-through at top of panel, add OPT-WIREPASS-01 for \$36.
- See pages 55 and 57 for grommet options.

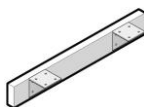
8-3/8" Inch Panel Support Leg



TX-EPL2-19	(19" width)	\$101
TX-EPL2-24	(24" width)	\$119
TX-EPL2-30	(30" width)	\$144
TX-EPL2-36	(36" width)	\$159

- Rests on cargo hub with glides in order to support a worksurface.
- Includes two cantilever brackets.
- For wire pass-through at top of panel, add OPT-WIREPASS-01 for \$36.
- See pages 55 and 57 for grommet options.

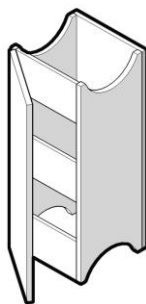
3-3/8" Inch Panel Support Leg



TX-EPL3-19	(19" width)	\$80
TX-EPL3-24	(24" width)	\$98
TX-EPL3-30	(30" width)	\$123
TX-EPL3-36	(36" width)	\$138

- Rests on cargo hub with legs in order to support a worksurface.
- Includes attachment brackets.
- For wire pass-through at top of panel, add OPT-WIREPASS-01 for \$36.

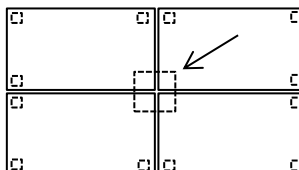
Square Base Support Leg with Wire Access Door



TX-BSQ2-08	(8" square)	\$411
TX-BSQ2-12	(12" square)	\$437

- No kickplate
- Price shown for single finish. For two-tone, add \$90.
- Hinged door provides easy access to interior for wiring.

Square Bases be used in place of four legs in a benching setup:



Add 5% Effective September 1, 2014


Modesty Panels

When Ordering, Please Remember to:

- 1) Replace ? with the one-letter code to signify your materials (if required).
- 2) Specify your finish or finishes (page 5).

Model	Price
-------	-------

12" and 18" High Unframed Frosted Acrylic Modesty Panel



TX-AMOD-1236	\$227
TX-AMOD-1242	\$246
TX-AMOD-1248	\$264
TX-AMOD-1254	\$314
TX-AMOD-1260	\$332
TX-AMOD-1266	\$351
TX-AMOD-1272	\$369
TX-AMOD-1278	\$416
TX-AMOD-1836	\$375
TX-AMOD-1842	\$405
TX-AMOD-1848	\$435
TX-AMOD-1854	\$518
TX-AMOD-1860	\$548
TX-AMOD-1866	\$578
TX-AMOD-1872	\$608
TX-AMOD-1878	\$686

- Sizes above are exact.
- DeskMakers recommends ordering a modesty panel at least 12" less wide than the worksurface on which it will be mounted.
- Ships unattached. Includes mounting hardware.
- Decorative acrylic in patterns and colors is available on a per-quote basis. Contact customer service.

12" and 18" High Aluminum-Framed Frosted Acrylic Modesty Panel



TX-GMOD-1236	\$468
TX-GMOD-1242	\$478
TX-GMOD-1248	\$489
TX-GMOD-1254	\$499
TX-GMOD-1260	\$515
TX-GMOD-1266	\$530
TX-GMOD-1272	\$546
TX-GMOD-1278	\$593
TX-GMOD-1836	\$772
TX-GMOD-1842	\$789
TX-GMOD-1848	\$807
TX-GMOD-1854	\$824
TX-GMOD-1860	\$849
TX-GMOD-1866	\$875
TX-GMOD-1872	\$901
TX-GMOD-1878	\$978

- Sizes above are exact.
- DeskMakers recommends ordering a modesty panel at least 12" less wide than the worksurface on which it will be mounted.
- Ships unattached. Includes mounting hardware.
- Decorative acrylic in patterns and colors is available on a per-quote basis. Contact customer service.

Add 5% Effective September 1, 2014

Modesty Panels

When Ordering, Please Remember to:

- 1) Replace ? with the one-letter code to signify your materials (if required).
- 2) Specify your finish or finishes (page 5).

Model	Price
12" and 18" High Hanging Modesty Panel in TFL, HPL, or Wood Veneer	



	TFL (T)	HPL (H)	Veneer (V)
TX-LMOD-1236-?	\$99	\$158	\$188
TX-LMOD-1242-?	\$104	\$166	\$198
TX-LMOD-1248-?	\$109	\$174	\$207
TX-LMOD-1254-?	\$114	\$182	\$217
TX-LMOD-1260-?	\$125	\$200	\$238
TX-LMOD-1266-?	\$135	\$216	\$257
TX-LMOD-1272-?	\$146	\$234	\$277
TX-LMOD-1278-?	\$161	\$258	\$306
TX-LMOD-1836-?	\$158	\$253	\$300
TX-LMOD-1842-?	\$166	\$266	\$315
TX-LMOD-1848-?	\$175	\$280	\$333
TX-LMOD-1854-?	\$183	\$293	\$348
TX-LMOD-1860-?	\$200	\$320	\$380
TX-LMOD-1866-?	\$216	\$346	\$410
TX-LMOD-1872-?	\$233	\$373	\$443
TX-LMOD-1878-?	\$258	\$413	\$490

- 3/4" thick. Ships unattached.
- Sizes above are exact.
- DeskMakers recommends ordering a modesty panel at least 12" less wide than the worksurface on which it will be mounted.
- Grain runs horizontally for all sizes.
- Ships unattached. Includes mounting hardware.

2" Thick, 19" High Overlapping Modesty Panel in TFL, HPL, or Wood Veneer



	TFL (T)	HPL (H)	Veneer (V)
TX-2MOD-1948-?	\$345	\$552	\$656
TX-2MOD-1954-?	\$359	\$574	\$682
TX-2MOD-1960-?	\$372	\$595	\$707
TX-2MOD-1966-?	\$386	\$618	\$733
TX-2MOD-1972-?	\$399	\$638	\$758
TX-2MOD-1978-?	\$451	\$722	\$857
TX-2MOD-1984-?	\$466	\$746	\$885

- Unit must be mounted to a cargo hub or spine wall.
- Sizes above are exact.
- Grain runs horizontally for all sizes.
- Ships unattached. Includes mounting hardware.

Add 5% Effective September 1, 2014

Modesty Panels

When Ordering, Please Remember to:

- 1) Replace ? with the one-letter code to signify your materials (if required).
- 2) Specify your finish or finishes (page 5).

Model	Price
Combination Privacy/Modesty Panel	



24" HEIGHT – WILL NOT LINE UP WITH SPINEWALLS OR SURFACE-MOUNTED PANELS

TX-CMOD-2424	\$314
TX-CMOD-2430	\$361
TX-CMOD-2436	\$397
TX-CMOD-2442	\$425
TX-CMOD-2448	\$455
TX-CMOD-2454	\$487
TX-CMOD-2460	\$511
TX-CMOD-2466	\$562
TX-CMOD-2472	\$618
TX-CMOD-2478	\$711

25 1/8" HEIGHT – LINES UP WITH SPINEWALLS & SURFACE-MOUNTED PANELS

TX-CMOD-2524	\$393
TX-CMOD-2530	\$452
TX-CMOD-2536	\$497
TX-CMOD-2542	\$532
TX-CMOD-2548	\$569
TX-CMOD-2554	\$609
TX-CMOD-2560	\$639
TX-CMOD-2566	\$703
TX-CMOD-2572	\$773
TX-CMOD-2578	\$889

- Material is 3/16" frosted acrylic.
- Sizes above are exact.
- Ships unattached. Includes mounting hardware.
- Decorative acrylic in patterns and colors is available on a per-quote basis. Contact customer service.

Add 5% Effective September 1, 2014

Surface-Mounted Cubbies

When Ordering, Please Remember to:

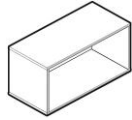
- 1) Replace ? with the one-letter code to signify your materials (if required).
- 2) Specify your finish or finishes (page 5).
- 3) Specify leg supports (page 23).



Convergence (Showroom Standard) overheads and hutches can be easily combined with TeamWorx. See our Price List for Caseloads and Tables.

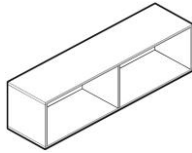
Model	Exterior Depth	Exterior Width	Exterior Height	Price
-------	----------------	----------------	-----------------	-------

Open Worksurface Cubby



UNITS UP TO 48" WIDE WITH NO CENTER DIVIDER

TX-SHS1-1418	14	18	15	\$406
TX-SHS1-1424	14	24	15	\$416
TX-SHS1-1430	14	30	15	\$437
TX-SHS1-1436	14	36	15	\$468
TX-SHS1-1442	14	42	15	\$572
TX-SHS1-1448	14	48	15	\$598

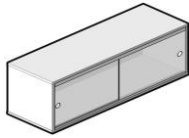


UNITS WITH CENTER DIVIDER

TX-SHS1-1454	14	54	15	\$624
TX-SHS1-1460	14	60	15	\$650
TX-SHS1-1466	14	66	15	\$676
TX-SHS1-1472	14	72	15	\$702

- For surface mounting, use four support legs (TX-SLEG-02 or TX-SLEG-03) or one riser of equal size to the cubby unit.
- See following page for spine wall mounting option.

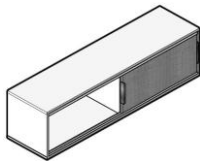
Worksurface Cubby with Sliding Glass or Acrylic Door



				Frosted Acrylic (A)	Acid-Etched Glass (G)
TX-SHS2-1436-?	14	36	15	\$702	\$737
TX-SHS2-1442-?	14	42	15	\$806	\$847
TX-SHS2-1448-?	14	48	15	\$842	\$885
TX-SHS2-1454-?	14	54	15	\$868	\$912
TX-SHS2-1460-?	14	60	15	\$894	\$939
TX-SHS2-1466-?	14	66	15	\$920	\$966
TX-SHS2-1472-?	14	72	15	\$946	\$994

- For surface mounting, use four support legs (TX-SLEG-02 or TX-SLEG-03) or one riser of equal size to the cubby unit.
- See following page for spine wall mounting option.
- Decorative acrylic and glass options available on a per-quote basis. Contact customer service.


Worksurface Cubby with Single Sliding Wood Door



				TFL (T)	HPL (H)	VENEER (V)
TX-SHS3-1436-?	14	36	15	\$655	\$759	\$780
TX-SHS3-1442-?	14	42	15	\$759	\$863	\$884
TX-SHS3-1448-?	14	48	15	\$785	\$889	\$910
TX-SHS3-1454-?	14	54	15	\$811	\$915	\$936
TX-SHS3-1460-?	14	60	15	\$837	\$941	\$962
TX-SHS3-1466-?	14	66	15	\$863	\$967	\$988
TX-SHS3-1472-?	14	72	15	\$889	\$993	\$1,014

- Door is 3/4" thick and slides on a grey plastic track.
- For surface mounting, use four support legs (TX-SLEG-02 or TX-SLEG-03) or one riser of equal size to the cubby unit.
- See following page for spine wall mounting option.

Worksurface Cubby With Hinged Full-Face Doors



				TFL (T)	HPL (H)	VENEER (V)
TX-SHS4-1430-?	14	30	15	\$485	\$685	\$750
TX-SHS4-1436-?	14	36	15	\$525	\$725	\$800
TX-SHS4-1442-?	14	42	15	\$540	\$740	\$835
TX-SHS4-1448-?	14	48	15	\$575	\$800	\$900

- Casing available in TFL only. Doors available in HPL or wood veneer.
- Combine multiple units for additional width.
- Full-faced doors. All 3/4" material.

Add 5% Effective September 1, 2014

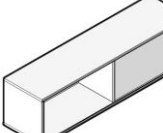
Surface-Mounted Cubbies

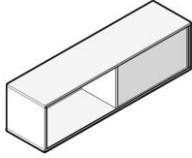
When Ordering, Please Remember to:

- 1) Replace ? with the one-letter code to signify your materials (if required).
- 2) Specify your finish or finishes (page 5).
- 3) Specify leg supports (page 23).



Convergence (Showroom Standard) overheads and hutches can be easily combined with TeamWorx. See our Price List for Caseloads and Tables.

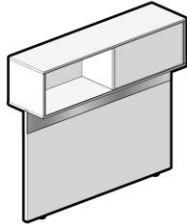
Model		Exterior Depth	Exterior Width	Exterior Height	Price	
Shared Worksurface Cubby						
	<u>Left Opening</u>	<u>Right Opening</u>				
	TX-SHS5-1430-L	TX-SHS5-1430-R	14	30	15	\$541
	TX-SHS5-1436-L	TX-SHS5-1436-R	14	36	15	\$572
	TX-SHS5-1442-L	TX-SHS5-1442-R	14	42	15	\$650
	TX-SHS5-1448-L	TX-SHS5-1448-R	14	48	15	\$676
	TX-SHS5-1454-L	TX-SHS5-1454-R	14	54	15	\$702
	TX-SHS5-1460-L	TX-SHS5-1460-R	14	60	15	\$728
	TX-SHS5-1466-L	TX-SHS5-1466-R	14	66	15	\$754
	TX-SHS5-1472-L	TX-SHS5-1472-R	14	72	15	\$780



Left Model Shown

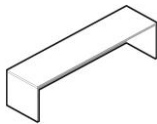
- Units have openings on both sides so it can be placed in center of workstations facing each other.
- For surface mounting, use four support legs (TX-SLEG-02 or TX-SLEG-03) or one riser of equal size to the cubby unit.
- See below for spine wall mounting option.
- Add TX-OPT-CUBWB for \$95 for dry erase whiteboard material on the back of one side.
- Add TX-OPT-CUBTB-? for fabric tackboard on the back of one side, where '?' represents fabric grade.
Grade 1: \$205, Grade 2: \$250, Grade 3: \$290, Grade 4: \$325. See page 58 for Momentum fabrics.

Spinewall Mounting Option for Cubbies



TX-OPT-CUBMOUNT-1	\$100/cubby
<ul style="list-style-type: none"> • Includes routing of centering notch in bottom of cubby and decorative mounting screws. • Requires installers to drill into top of spinewall. • Any TeamWorx cubby can be mounted on a spinewall. 	

Worksurface Riser



TX-RSR1-1418	14	18	14	\$224
TX-RSR1-1424	14	24	14	\$229
TX-RSR1-1430	14	30	14	\$239
TX-RSR1-1436	14	36	14	\$276
TX-RSR1-1442	14	42	14	\$312
TX-RSR1-1448	14	48	14	\$348
TX-RSR1-1454	14	54	14	\$390
TX-RSR1-1460	14	60	14	\$411
TX-RSR1-1466	14	66	14	\$484
TX-RSR1-1472	14	72	14	\$515

- Can be used on its own or as a support base for cubbies.
- Only available in TFL.

Add 5% Effective September 1, 2014

Wall-Mounted Overhead Cabinets

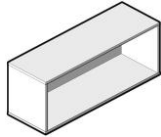
When Ordering, Please Remember to:
Specify your finish or finishes (page 5).



Convergence (Showroom Standard) overheads and hutches can be easily combined with TeamWorx. See our Price List for Casegoods and Tables.

Model	Exterior Depth	Exterior Width	Exterior Height	Price
-------	----------------	----------------	-----------------	-------

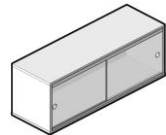
Wall-Mounted Overhead Cabinet Without Doors



TX-WM00-3015	14	30	15	\$437
TX-WM00-3215	14	32	15	\$453
TX-WM00-3615	14	36	15	\$468
TX-WM00-4215	14	42	15	\$572
TX-WM00-4815	14	48	15	\$598

- Available in TFL only.
- Combine multiple units for additional width.
- All 3/4" material.
- Includes hardware for wall mounting. Must be professionally installed.


Wall-Mounted Overhead Cabinet With Sliding Glass or Acrylic Doors



				Frosted Acrylic (A)	Acid-Etched Glass (G)
TX-WMOS-3015-?	14	30	15	\$697	\$732
TX-WMOS-3215-?	14	32	15	\$712	\$748
TX-WMOS-3615-?	14	36	15	\$728	\$764
TX-WMOS-4215-?	14	42	15	\$832	\$874
TX-WMOS-4815-?	14	48	15	\$858	\$901

- Casing available in TFL only.
- Combine multiple units for additional width.
- Includes hardware for wall mounting. Must be professionally installed.
- Decorative acrylic and glass in patterns and colors is available on a per-quote basis. Contact customer service.

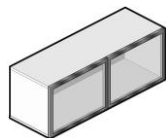
Wall-Mounted Overhead Cabinet With Hinged Full-Face Doors



				TFL (T)	HPL (H)	VENEER (V)
TX-WMOR-3015-?	14	30	15	\$546	\$737	\$819
TX-WMOR-3215-?	14	32	15	\$567	\$775	\$858
TX-WMOR-3615-?	14	36	15	\$593	\$800	\$889
TX-WMOR-4215-?	14	42	15	\$645	\$870	\$967
TX-WMOR-4815-?	14	48	15	\$728	\$983	\$1,092

- Casing available in TFL only. Doors available in HPL or wood veneer.
- Combine multiple units for additional width.
- Full-faced doors. All 3/4" material.
- Includes hardware for wall mounting. Must be professionally installed.

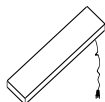
Wall-Mounted Overhead Cabinet With Hinged Aluminum-Framed Acrylic Doors



TX-WMOG-3015	14	30	15	\$941
TX-WMOG-3215	14	32	15	\$965
TX-WMOG-3615	14	36	15	\$988
TX-WMOG-4215	14	42	15	\$1,040
TX-WMOG-4815	14	48	15	\$1,186

- Casing available in TFL only.
- Combine multiple units for additional width.
- Full-faced doors. Case is 3/4" material.
- Includes hardware for wall mounting. Must be professionally installed.
- Decorative acrylic in patterns and colors is available on a per-quote basis. Contact customer service.

Task Light



OPT-TSK-11	18" long x 3" wide fluorescent	\$188
OPT-TSK-25	24" long x 3" wide LED	\$230

Add 5% Effective September 1, 2014

Cabinets

When Ordering, Please Remember to:

- 1) Replace ? with a one-letter code to signify your materials.
- 2) Specify your finish or finishes (page 5).



Convergence (Showroom Standard) cabinets can be easily combined with TeamWorx. See our Price List for Casegoods and Tables.

Model	Depth	Width	Height	TFL (I)	Drawer Fronts or Doors HPL (H)	Drawer Fronts or Doors Wood Veneer (V)
Two-Door Storage Cabinet with Full Width Adjustable Shelves and Full-Face Doors						

30" WIDE

TX-SCF1-1542-?	15	30	42	\$775	\$969	\$1,085
TX-SCF1-1548-?	15	30	48	\$845	\$1,057	\$1,184
TX-SCF1-1554-?	15	30	54	\$851	\$1,063	\$1,191
TX-SCF1-1560-?	15	30	60	\$869	\$1,086	\$1,217
TX-SCF1-1566-?	15	30	66	\$943	\$1,179	\$1,320
TX-SCF1-1572-?	15	30	72	\$961	\$1,202	\$1,346
TX-SCF1-1942-?	19	30	42	\$867	\$1,084	\$1,214
TX-SCF1-1948-?	19	30	48	\$952	\$1,190	\$1,332
TX-SCF1-1954-?	19	30	54	\$963	\$1,204	\$1,348
TX-SCF1-1960-?	19	30	60	\$1,005	\$1,257	\$1,408
TX-SCF1-1966-?	19	30	66	\$1,024	\$1,280	\$1,433
TX-SCF1-1972-?	19	30	72	\$1,063	\$1,329	\$1,489
TX-SCF1-2442-?	24	30	42	\$969	\$1,211	\$1,356
TX-SCF1-2448-?	24	30	48	\$1,060	\$1,326	\$1,485
TX-SCF1-2454-?	24	30	54	\$1,070	\$1,338	\$1,499
TX-SCF1-2460-?	24	30	60	\$1,097	\$1,371	\$1,536
TX-SCF1-2466-?	24	30	66	\$1,115	\$1,394	\$1,561
TX-SCF1-2472-?	24	30	72	\$1,218	\$1,523	\$1,706



36" WIDE with VERTICAL CENTER PARTITION

TX-SCF2-1542-?	15	36	42	\$825	\$1,031	\$1,155
TX-SCF2-1548-?	15	36	48	\$899	\$1,124	\$1,259
TX-SCF2-1554-?	15	36	54	\$905	\$1,131	\$1,267
TX-SCF2-1560-?	15	36	60	\$924	\$1,156	\$1,294
TX-SCF2-1566-?	15	36	66	\$1,003	\$1,254	\$1,405
TX-SCF2-1572-?	15	36	72	\$1,023	\$1,279	\$1,432
TX-SCF2-1942-?	19	36	42	\$923	\$1,153	\$1,292
TX-SCF2-1948-?	19	36	48	\$1,012	\$1,266	\$1,417
TX-SCF2-1954-?	19	36	54	\$1,024	\$1,281	\$1,434
TX-SCF2-1960-?	19	36	60	\$1,070	\$1,337	\$1,497
TX-SCF2-1966-?	19	36	66	\$1,089	\$1,361	\$1,525
TX-SCF2-1972-?	19	36	72	\$1,131	\$1,414	\$1,584
TX-SCF2-2442-?	24	36	42	\$1,031	\$1,288	\$1,443
TX-SCF2-2448-?	24	36	48	\$1,128	\$1,410	\$1,579
TX-SCF2-2454-?	24	36	54	\$1,139	\$1,424	\$1,594
TX-SCF2-2460-?	24	36	60	\$1,167	\$1,459	\$1,634
TX-SCF2-2466-?	24	36	66	\$1,186	\$1,483	\$1,661
TX-SCF2-2472-?	24	36	72	\$1,296	\$1,620	\$1,815

- All 3/4" material. Full-face doors (outset on all sides). Hinges open only to 90 degrees.
- Fifth leg included on 36" wide units.
- For lock, add OPT-LCK-2 for \$65. Lock placed near top of doors.

Add 5% Effective September 1, 2014

Cabinets

When Ordering, Please Remember to:

- 1) Replace ? with a one-letter code to signify your materials.
- 2) Specify your finish or finishes (page 5).



Convergence (Showroom Standard) cabinets can be easily combined with TeamWorx. See our Price List for Casegoods and Tables.

Model	Depth	Width	Height	TFL (I)	Drawer Fronts or Doors HPL (H)	Drawer Fronts or Doors Wood Veneer (V)
Single-Door Storage Cabinet with Full Width Adjustable Shelves and Full Face Doors						

16" WIDE

Left Hinge Model

Right Hinge Model

TX-SCF6-1542-L-?	TX-SCF6-1542-R-?	15	16	42	\$581	\$727	\$814
TX-SCF6-1548-L-?	TX-SCF6-1548-R-?	15	16	48	\$634	\$793	\$888
TX-SCF6-1554-L-?	TX-SCF6-1554-R-?	15	16	54	\$638	\$797	\$893
TX-SCF6-1560-L-?	TX-SCF6-1560-R-?	15	16	60	\$652	\$815	\$912
TX-SCF6-1566-L-?	TX-SCF6-1566-R-?	15	16	66	\$707	\$884	\$990
TX-SCF6-1572-L-?	TX-SCF6-1572-R-?	15	16	72	\$721	\$901	\$1,010
TX-SCF6-1942-L-?	TX-SCF6-1942-R-?	19	16	42	\$650	\$813	\$911
TX-SCF6-1948-L-?	TX-SCF6-1948-R-?	19	16	48	\$714	\$892	\$999
TX-SCF6-1954-L-?	TX-SCF6-1954-R-?	19	16	54	\$722	\$903	\$1,011
TX-SCF6-1960-L-?	TX-SCF6-1960-R-?	19	16	60	\$754	\$943	\$1,056
TX-SCF6-1966-L-?	TX-SCF6-1966-R-?	19	16	66	\$768	\$960	\$1,075
TX-SCF6-1972-L-?	TX-SCF6-1972-R-?	19	16	72	\$797	\$997	\$1,116
TX-SCF6-2442-L-?	TX-SCF6-2442-R-?	24	16	42	\$727	\$908	\$1,017
TX-SCF6-2448-L-?	TX-SCF6-2448-R-?	24	16	48	\$795	\$994	\$1,113
TX-SCF6-2454-L-?	TX-SCF6-2454-R-?	24	16	54	\$803	\$1,004	\$1,124
TX-SCF6-2460-L-?	TX-SCF6-2460-R-?	24	16	60	\$823	\$1,028	\$1,152
TX-SCF6-2466-L-?	TX-SCF6-2466-R-?	24	16	66	\$836	\$1,045	\$1,171
TX-SCF6-2472-L-?	TX-SCF6-2472-R-?	24	16	72	\$914	\$1,142	\$1,279



Right Hinge Shown

20" WIDE

Left Hinge Model

Right Hinge Model

TX-SCF7-1542-L-?	TX-SCF7-1542-R-?	15	20	42	\$636	\$795	\$890
TX-SCF7-1548-L-?	TX-SCF7-1548-R-?	15	20	48	\$693	\$867	\$971
TX-SCF7-1554-L-?	TX-SCF7-1554-R-?	15	20	54	\$697	\$872	\$976
TX-SCF7-1560-L-?	TX-SCF7-1560-R-?	15	20	60	\$713	\$891	\$998
TX-SCF7-1566-L-?	TX-SCF7-1566-R-?	15	20	66	\$773	\$967	\$1,083
TX-SCF7-1572-L-?	TX-SCF7-1572-R-?	15	20	72	\$788	\$986	\$1,104
TX-SCF7-1942-L-?	TX-SCF7-1942-R-?	19	20	42	\$711	\$889	\$996
TX-SCF7-1948-L-?	TX-SCF7-1948-R-?	19	20	48	\$780	\$975	\$1,093
TX-SCF7-1954-L-?	TX-SCF7-1954-R-?	19	20	54	\$790	\$987	\$1,105
TX-SCF7-1960-L-?	TX-SCF7-1960-R-?	19	20	60	\$824	\$1,030	\$1,154
TX-SCF7-1966-L-?	TX-SCF7-1966-R-?	19	20	66	\$839	\$1,049	\$1,175
TX-SCF7-1972-L-?	TX-SCF7-1972-R-?	19	20	72	\$872	\$1,090	\$1,221
TX-SCF7-2442-L-?	TX-SCF7-2442-R-?	24	20	42	\$794	\$993	\$1,112
TX-SCF7-2448-L-?	TX-SCF7-2448-R-?	24	20	48	\$870	\$1,087	\$1,217
TX-SCF7-2454-L-?	TX-SCF7-2454-R-?	24	20	54	\$878	\$1,097	\$1,229
TX-SCF7-2460-L-?	TX-SCF7-2460-R-?	24	20	60	\$899	\$1,124	\$1,259
TX-SCF7-2466-L-?	TX-SCF7-2466-R-?	24	20	66	\$914	\$1,143	\$1,280
TX-SCF7-2472-L-?	TX-SCF7-2472-R-?	24	20	72	\$999	\$1,249	\$1,399



Right Hinge Shown

24" WIDE

Left Hinge Model

Right Hinge Model

TX-SCF8-1542-L-?	TX-SCF8-1542-R-?	15	24	42	\$698	\$872	\$977
TX-SCF8-1548-L-?	TX-SCF8-1548-R-?	15	24	48	\$761	\$951	\$1,065
TX-SCF8-1554-L-?	TX-SCF8-1554-R-?	15	24	54	\$765	\$957	\$1,072
TX-SCF8-1560-L-?	TX-SCF8-1560-R-?	15	24	60	\$782	\$978	\$1,095
TX-SCF8-1566-L-?	TX-SCF8-1566-R-?	15	24	66	\$849	\$1,061	\$1,188
TX-SCF8-1572-L-?	TX-SCF8-1572-R-?	15	24	72	\$865	\$1,082	\$1,211
TX-SCF8-1942-L-?	TX-SCF8-1942-R-?	19	24	42	\$780	\$976	\$1,093
TX-SCF8-1948-L-?	TX-SCF8-1948-R-?	19	24	48	\$857	\$1,071	\$1,199
TX-SCF8-1954-L-?	TX-SCF8-1954-R-?	19	24	54	\$867	\$1,083	\$1,213
TX-SCF8-1960-L-?	TX-SCF8-1960-R-?	19	24	60	\$905	\$1,131	\$1,267
TX-SCF8-1966-L-?	TX-SCF8-1966-R-?	19	24	66	\$921	\$1,152	\$1,290
TX-SCF8-1972-L-?	TX-SCF8-1972-R-?	19	24	72	\$957	\$1,196	\$1,340
TX-SCF8-2442-L-?	TX-SCF8-2442-R-?	24	24	42	\$872	\$1,090	\$1,221
TX-SCF8-2448-L-?	TX-SCF8-2448-R-?	24	24	48	\$954	\$1,193	\$1,336
TX-SCF8-2454-L-?	TX-SCF8-2454-R-?	24	24	54	\$963	\$1,204	\$1,349
TX-SCF8-2460-L-?	TX-SCF8-2460-R-?	24	24	60	\$987	\$1,234	\$1,382
TX-SCF8-2466-L-?	TX-SCF8-2466-R-?	24	24	66	\$1,004	\$1,255	\$1,405
TX-SCF8-2472-L-?	TX-SCF8-2472-R-?	24	24	72	\$1,097	\$1,371	\$1,535



Right Hinge Shown

- All 3/4" material. Full-face doors (outset on all sides). Hinges open only to 90 degrees.
- For lock, add OPT-LCK-2 for \$65. Lock placed near top of doors.

Add 5% Effective September 1, 2014

Cabinets

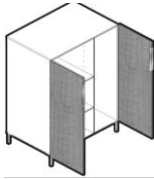
When Ordering, Please Remember to:

- 1) Replace ? with a one-letter code to signify your materials.
- 2) Specify your finish or finishes (page 5).



Convergence (Showroom Standard) cabinets can be easily combined with TeamWorx. See our Price List for Casegoods and Tables.

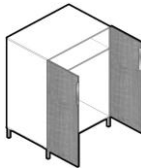
Model	Depth	Width	Height	TFL (I)	Drawer Fronts or Doors HPL (H)	Drawer Fronts or Doors Wood Veneer (V)
Two-Door Storage Cabinet with Wardrobe, Partial-Width Shelves and Full Face Doors						
TX-SCM2-2442-?	24	30	42	\$1,125	\$1,367	\$1,512
TX-SCM2-2448-?	24	30	48	\$1,216	\$1,482	\$1,641
TX-SCM2-2454-?	24	30	54	\$1,226	\$1,494	\$1,655
TX-SCM2-2460-?	24	30	60	\$1,253	\$1,527	\$1,692
TX-SCM2-2466-?	24	30	66	\$1,271	\$1,550	\$1,717
TX-SCM2-2472-?	24	30	72	\$1,374	\$1,679	\$1,862
TX-SCMD-2442-?	24	36	42	\$1,187	\$1,444	\$1,599
TX-SCMD-2448-?	24	36	48	\$1,284	\$1,566	\$1,735
TX-SCMD-2454-?	24	36	54	\$1,295	\$1,580	\$1,750
TX-SCMD-2460-?	24	36	60	\$1,323	\$1,615	\$1,790
TX-SCMD-2466-?	24	36	66	\$1,342	\$1,639	\$1,817
TX-SCMD-2472-?	24	36	72	\$1,452	\$1,776	\$1,971



- Includes four 5" support legs.
- All 3/4" material. Full-face doors (outset on all sides). Hinges open only to 90 degrees.
- Wardrobe side is 12" wide in all widths, with shelves being the balance of the width. Includes hanging rod.
- For lock, add OPT-LCK-2 for \$65. Lock placed near top of doors.

Two-Door Wardrobe Cabinet with One Shelf and Hanging Clothes Rod and Full Face Doors

TX-WDR3-2448-?	24	30	48	\$1,029	\$1,294	\$1,453
TX-WDR3-2454-?	24	30	54	\$1,039	\$1,307	\$1,467
TX-WDR3-2460-?	24	30	60	\$1,066	\$1,340	\$1,504
TX-WDR3-2466-?	24	30	66	\$1,084	\$1,363	\$1,530
TX-WDR3-2472-?	24	30	72	\$1,187	\$1,492	\$1,675
TX-WDRB-2448-?	24	36	48	\$1,097	\$1,379	\$1,548
TX-WDRB-2454-?	24	36	54	\$1,108	\$1,392	\$1,563
TX-WDRB-2460-?	24	36	60	\$1,136	\$1,427	\$1,602
TX-WDRB-2466-?	24	36	66	\$1,155	\$1,452	\$1,630
TX-WDRB-2472-?	24	36	72	\$1,265	\$1,589	\$1,783



- All 3/4" material. Full-face doors (outset on all sides). Hinges open only to 90 degrees. Includes hanging rod.
- For lock, add OPT-LCK-2 for \$65. Lock placed near top of doors.

Single Door Wardrobe Cabinet with One Shelf and Hanging Clothes Rod and Full Face Doors

Left Hinge Model	Right Hinge Model	Depth	Width	Height	TFL (I)	Drawer Fronts or Doors HPL (H)	Drawer Fronts or Doors Wood Veneer (V)
TX-SDW2-2448-L-?	TX-SDW2-2448-R-?	24	16	48	\$782	\$977	\$1,094
TX-SDW2-2454-L-?	TX-SDW2-2454-R-?	24	16	54	\$794	\$993	\$1,112
TX-SDW2-2460-L-?	TX-SDW2-2460-R-?	24	16	60	\$870	\$1,087	\$1,218
TX-SDW2-2466-L-?	TX-SDW2-2466-R-?	24	16	66	\$889	\$1,111	\$1,244
TX-SDW2-2472-L-?	TX-SDW2-2472-R-?	24	16	72	\$929	\$1,162	\$1,301
TX-SDW3-2448-L-?	TX-SDW3-2448-R-?	24	20	48	\$828	\$1,035	\$1,160
TX-SDW3-2454-L-?	TX-SDW3-2454-R-?	24	20	54	\$841	\$1,051	\$1,177
TX-SDW3-2460-L-?	TX-SDW3-2460-R-?	24	20	60	\$917	\$1,146	\$1,283
TX-SDW3-2466-L-?	TX-SDW3-2466-R-?	24	20	66	\$935	\$1,169	\$1,310
TX-SDW3-2472-L-?	TX-SDW3-2472-R-?	24	20	72	\$976	\$1,220	\$1,366
TX-SDW4-2448-L-?	TX-SDW4-2448-R-?	24	24	48	\$865	\$1,081	\$1,211
TX-SDW4-2454-L-?	TX-SDW4-2454-R-?	24	24	54	\$888	\$1,110	\$1,243
TX-SDW4-2460-L-?	TX-SDW4-2460-R-?	24	24	60	\$964	\$1,204	\$1,349
TX-SDW4-2466-L-?	TX-SDW4-2466-R-?	24	24	66	\$982	\$1,228	\$1,375
TX-SDW4-2472-L-?	TX-SDW4-2472-R-?	24	24	72	\$1,023	\$1,279	\$1,432



Right Hinge Shown

- All 3/4" material. Full-face doors (outset on all sides). Hinges open only to 90 degrees. Includes hanging rod.
- For lock, add OPT-LCK-2 for \$65. Lock placed near top of doors.

Add 5% Effective September 1, 2014

Cabinets

When Ordering, Please Remember to:

- 1) Replace ? with a one-letter code to signify your materials.
- 2) Specify your finish or finishes (page 5).



Convergence (Showroom Standard) cabinets can be easily combined with TeamWorx. See our Price List for Casegoods and Tables.

Model	Depth	Width	Height	TFL (I)	Drawer Fronts or Doors HPL (H)	Drawer Fronts or Doors Wood Veneer (V)
-------	-------	-------	--------	---------	--------------------------------	--

Segmented Personal Storage Cabinet with Cargo Hub Storage



Right Hub with
Box-File Insert Shown.
ORDER INSERT SEPARATELY

Left Hub Model	Right Hub Model						
TX-PSC1-2442-L-?	TX-PSC1-2442-R-?	24	24	42	\$1,397	\$1,636	\$1,761
TX-PSC1-2448-L-?	TX-PSC1-2448-R-?	24	24	48	\$1,418	\$1,657	\$1,782
TX-PSC1-2454-L-?	TX-PSC1-2454-R-?	24	24	54	\$1,449	\$1,688	\$1,813
TX-PSC1-2460-L-?	TX-PSC1-2460-R-?	24	24	60	\$1,480	\$1,719	\$1,844
TX-PSC1-2466-L-?	TX-PSC1-2466-R-?	24	24	66	\$1,501	\$1,740	\$1,865
TX-PSC1-2472-L-?	TX-PSC1-2472-R-?	24	24	72	\$1,522	\$1,761	\$1,886

• **UNIT COMES WITH OPEN "HUB" ON BOTTOM LEFT OR RIGHT. ADD 16" WIDE STORAGE INSERT FROM PAGE 19.**

- Wardrobe section is 7" wide only with hanging clothes rod.
- Storage area above cargo hub insert has one adjustable shelf behind door.
- All 3/4" material. Hinges open only to 90 degrees. Includes hanging rod.
- For lock on doors, add OPT-LCK-2 for \$65 per door. Lock placed near top of doors.
- Includes five support legs.

Segmented Personal Storage Cabinet with Front Opening and Cargo Hub Storage



Right Hub with
Box-File Insert Shown.
ORDER INSERT SEPARATELY

Left Hub Model	Right Hub Model						
TX-PSC2-2442-L-?	TX-PSC2-2442-R-?	24	24	42	\$1,366	\$1,589	\$1,704
TX-PSC2-2448-L-?	TX-PSC2-2448-R-?	24	24	48	\$1,386	\$1,610	\$1,724
TX-PSC2-2454-L-?	TX-PSC2-2454-R-?	24	24	54	\$1,418	\$1,641	\$1,756
TX-PSC2-2460-L-?	TX-PSC2-2460-R-?	24	24	60	\$1,449	\$1,672	\$1,787
TX-PSC2-2466-L-?	TX-PSC2-2466-R-?	24	24	66	\$1,470	\$1,693	\$1,808
TX-PSC2-2472-L-?	TX-PSC2-2472-R-?	24	24	72	\$1,490	\$1,714	\$1,828

• **UNIT COMES WITH OPEN "HUB" ON BOTTOM LEFT OR RIGHT. ADD 16" WIDE STORAGE INSERT FROM PAGE 19.**

- Wardrobe section is 7" wide only with hanging clothes rod.
- Storage area above cargo hub insert has one adjustable shelf.
- All 3/4" material. Hinges open only to 90 degrees. Includes hanging rod.
- For lock on door, add OPT-LCK-2 for \$65 per door. Lock placed near top of doors.
- Includes five support legs.

Segmented Personal Storage Cabinet with Side Opening and Cargo Hub Storage



Left Opening with
Box-File Insert Shown.
ORDER INSERT SEPARATELY

Left Opening Model	Right Opening Model						
TX-PSC4-2442-L-?	TX-PSC4-2442-R-?	24	24	42	\$1,475	\$1,714	\$1,839
TX-PSC4-2448-L-?	TX-PSC4-2448-R-?	24	24	48	\$1,496	\$1,735	\$1,860
TX-PSC4-2454-L-?	TX-PSC4-2454-R-?	24	24	54	\$1,527	\$1,766	\$1,891
TX-PSC4-2460-L-?	TX-PSC4-2460-R-?	24	24	60	\$1,558	\$1,797	\$1,922
TX-PSC4-2466-L-?	TX-PSC4-2466-R-?	24	24	66	\$1,579	\$1,818	\$1,943
TX-PSC4-2472-L-?	TX-PSC4-2472-R-?	24	24	72	\$1,600	\$1,839	\$1,964

• **UNIT COMES WITH OPEN "HUB" ON BOTTOM LEFT OR RIGHT. ADD 16" WIDE STORAGE INSERT FROM PAGE 19.**

- Wardrobe section is 7" wide only with hanging clothes rod.
- All 3/4" material. Hinges open only to 90 degrees. Includes hanging rod.
- For lock on door, add OPT-LCK-2 for \$65 per door. Lock placed near top of doors.
- Includes five support legs.

Add 5% Effective September 1, 2014

Cabinets

When Ordering, Please Remember to:

- 1) Replace ? with a one-letter code to signify your materials.
- 2) Specify your finish or finishes (page 5).



Convergence (Showroom Standard) cabinets can be easily combined with TeamWorx. See our Price List for Casegoods and Tables.

Model	Depth	Width	Height	TFL (I)	Drawer Fronts or Doors HPL (H)	Drawer Fronts or Doors Wood Veneer (V)
-------	-------	-------	--------	---------	--------------------------------	--

Single Wide Segmented Cabinet with Cargo Hub Storage



Right Hinge with
Box-File Insert Shown.
ORDER INSERT SEPARATELY

<u>Left Hinge Model</u>	<u>Right Hinge Model</u>						
TX-PSB1-2442-L-?	TX-PSB1-2442-R-?	24	17	42	\$1,064	\$1,303	\$1,428
TX-PSB1-2448-L-?	TX-PSB1-2448-R-?	24	17	48	\$1,085	\$1,324	\$1,449
TX-PSB1-2454-L-?	TX-PSB1-2454-R-?	24	17	54	\$1,116	\$1,355	\$1,480
TX-PSB1-2460-L-?	TX-PSB1-2460-R-?	24	17	60	\$1,147	\$1,386	\$1,511
TX-PSB1-2466-L-?	TX-PSB1-2466-R-?	24	17	66	\$1,168	\$1,407	\$1,532
TX-PSB1-2472-L-?	TX-PSB1-2472-R-?	24	17	72	\$1,189	\$1,428	\$1,553

• **UNIT COMES WITH OPEN "HUB" ON BOTTOM. ADD 16" WIDE STORAGE INSERT FROM PAGE 19.**

- Storage area above cargo hub insert has one adjustable shelf behind door. Hinge opens to 90 degrees.
- All 3/4" material. Hinge opens only to 90 degrees.
- For lock on door, add OPT-LCK-2 for \$65 per door. Lock placed near top of doors.
- Includes four support legs.

Single Wide Segmented Cabinet with Front Opening and Cargo Hub Storage



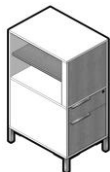
Box-File Insert Shown.
ORDER INSERT SEPARATELY

TX-PSB2-2442-?	24	17	42	\$1,033	\$1,272	\$1,397
TX-PSB2-2448-?	24	17	48	\$1,054	\$1,293	\$1,418
TX-PSB2-2454-?	24	17	54	\$1,085	\$1,324	\$1,449
TX-PSB2-2460-?	24	17	60	\$1,116	\$1,355	\$1,480
TX-PSB2-2466-?	24	17	66	\$1,137	\$1,376	\$1,501
TX-PSB2-2472-?	24	17	72	\$1,158	\$1,397	\$1,522

• **UNIT COMES WITH OPEN "HUB" ON BOTTOM. ADD 16" WIDE STORAGE INSERT FROM PAGE 19.**

- Storage area above cargo hub insert has one adjustable shelf.
- All 3/4" material.
- Includes four support legs.

Single Wide Segmented Cabinet with Side Opening and Cargo Hub Storage



Left Opening with
Box-File Insert Shown.
ORDER INSERT SEPARATELY

<u>Left Opening Model</u>	<u>Right Opening Model</u>						
TX-PSB3-2442-L-?	TX-PSB3-2442-R-?	24	17	42	\$1,142	\$1,381	\$1,506
TX-PSB3-2448-L-?	TX-PSB3-2448-R-?	24	17	48	\$1,163	\$1,402	\$1,527
TX-PSB3-2454-L-?	TX-PSB3-2454-R-?	24	17	54	\$1,194	\$1,433	\$1,558
TX-PSB3-2460-L-?	TX-PSB3-2460-R-?	24	17	60	\$1,225	\$1,464	\$1,589
TX-PSB3-2466-L-?	TX-PSB3-2466-R-?	24	17	66	\$1,246	\$1,485	\$1,610
TX-PSB3-2472-L-?	TX-PSB3-2472-R-?	24	17	72	\$1,267	\$1,506	\$1,631

• **UNIT COMES WITH OPEN "HUB" ON BOTTOM. ADD 16" WIDE STORAGE INSERT FROM PAGE 19.**

- All 3/4" material.
- Includes four support legs.

Add 5% Effective September 1, 2014

Spinewall Panels

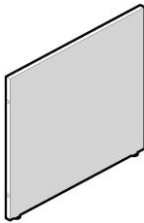
When Ordering, Please Remember to:

- 1) Specify your finish (page 5).
- 2) Specify brackets if spinewall is abutting a worksurface (page 23).



Privacy Panels in both laminate and glass can be placed on top off any spinewall panel. See the following section for details.

Model	Width	Height	Price
Center Spine Wall Panel			
36" HEIGHT			
TX-SPW1-2436	24	36	\$270
TX-SPW1-3036	30	36	\$286
TX-SPW1-3336	33	36	\$301
TX-SPW1-3636	36	36	\$317
TX-SPW1-3936	39	36	\$333
TX-SPW1-4236	42	36	\$359
TX-SPW1-4836	48	36	\$390
TX-SPW1-5436	54	36	\$421
TX-SPW1-6036	60	36	\$458
42" HEIGHT			
TX-SPW1-2442	24	42	\$297
TX-SPW1-3042	30	42	\$315
TX-SPW1-3342	33	42	\$332
TX-SPW1-3642	36	42	\$348
TX-SPW1-3942	39	42	\$366
TX-SPW1-4242	42	42	\$395
TX-SPW1-4842	48	42	\$429
TX-SPW1-5442	54	42	\$464
TX-SPW1-6042	60	42	\$504
48" HEIGHT			
TX-SPW1-2448	24	48	\$327
TX-SPW1-3048	30	48	\$346
TX-SPW1-3348	33	48	\$365
TX-SPW1-3648	36	48	\$383
TX-SPW1-3948	39	48	\$403
TX-SPW1-4248	42	48	\$434
TX-SPW1-4848	48	48	\$472
TX-SPW1-5448	54	48	\$510
TX-SPW1-6048	60	48	\$554



- Panels are 1-1/8" thick thermofuse laminate (TFL).
- Width measurements are exact including edgebanding.
- Center spine wall panels include dowels on left and right edges for abutting to two other spine wall panels.
- Includes floor glides with 3" of height adjustment.
- Grain runs vertically.
- For round grommet, add TX-OPT-GRO-01 for \$15.

Add 5% Effective September 1, 2014

Spinewall Panels

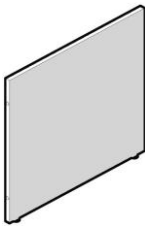
When Ordering, Please Remember to:

- 1) Specify your finish (page 5).
- 2) Specify brackets if spinewall is abutting a worksurface (page 23).



Privacy Panels in both laminate and glass can be placed on top off any spinewall panel. See the following section for details.

Model	Width	Height	Price
End Spine Wall Panel			
36" HEIGHT			
TX-SPW2-2436	24	36	\$254
TX-SPW2-3036	30	36	\$271
TX-SPW2-3336	33	36	\$286
TX-SPW2-3636	36	36	\$301
TX-SPW2-3936	39	36	\$317
TX-SPW2-4236	42	36	\$343
TX-SPW2-4836	48	36	\$375
TX-SPW2-5436	54	36	\$406
TX-SPW2-6036	60	36	\$442
42" HEIGHT			
TX-SPW2-2442	24	42	\$281
TX-SPW2-3042	30	42	\$299
TX-SPW2-3342	33	42	\$316
TX-SPW2-3642	36	42	\$333
TX-SPW2-3942	39	42	\$351
TX-SPW2-4242	42	42	\$379
TX-SPW2-4842	48	42	\$414
TX-SPW2-5442	54	42	\$448
TX-SPW2-6042	60	42	\$488
48" HEIGHT			
TX-SPW2-2448	24	48	\$311
TX-SPW2-3048	30	48	\$331
TX-SPW2-3348	33	48	\$349
TX-SPW2-3648	36	48	\$368
TX-SPW2-3948	39	48	\$387
TX-SPW2-4248	42	48	\$419
TX-SPW2-4848	48	48	\$457
TX-SPW2-5448	54	48	\$494
TX-SPW2-6048	60	48	\$538



- Panels are 1-1/8" thick thermofuse laminate (TFL).
- Width measurements are exact including edgebanding.
- End spine wall panels include dowels on one side only for abutting to one other spine wall panel.
- Includes floor glides with 3" of height adjustment.
- Grain runs vertically.
- For round grommet, add TX-OPT-GRO-01 for \$15.

Add 5% Effective September 1, 2014

Spinewall Panels


When Ordering, Please Remember to:

- 1) Specify your finish (page 5).
- 2) Specify brackets if spinewall is abutting a worksurface (page 23).



Privacy Panels in both laminate and glass can be placed on top off any spinewall panel. See the following section for details.

Model	Width	Height	Price
Center Spine Wall Panel with Steel Accent			
<u>36" HEIGHT WITH 8" ACCENT</u>			
TX-SPW3-2436	24	36	\$384
TX-SPW3-3036	30	36	\$401
TX-SPW3-3336	33	36	\$416
TX-SPW3-3636	36	36	\$431
TX-SPW3-3936	39	36	\$447
TX-SPW3-4236	42	36	\$473
TX-SPW3-4836	48	36	\$505
TX-SPW3-5436	54	36	\$536
TX-SPW3-6036	60	36	\$572
<u>42" HEIGHT WITH 14" ACCENT</u>			
TX-SPW3-2442	24	42	\$484
TX-SPW3-3042	30	42	\$502
TX-SPW3-3342	33	42	\$519
TX-SPW3-3642	36	42	\$536
TX-SPW3-3942	39	42	\$554
TX-SPW3-4242	42	42	\$582
TX-SPW3-4842	48	42	\$616
TX-SPW3-5442	54	42	\$651
TX-SPW3-6042	60	42	\$691
<u>48" HEIGHT WITH 20" ACCENT</u>			
TX-SPW3-2448	24	48	\$613
TX-SPW3-3048	30	48	\$632
TX-SPW3-3348	33	48	\$651
TX-SPW3-3648	36	48	\$669
TX-SPW3-3948	39	48	\$689
TX-SPW3-4248	42	48	\$720
TX-SPW3-4848	48	48	\$758
TX-SPW3-5448	54	48	\$796
TX-SPW3-6048	60	48	\$840



- Panels are 1-1/8" thick thermofuse laminate (TFL).
- Width measurements are exact including edgebanding.
- Accent is included both sides of panel. Accent is 8" high on 36" high panel, 14" on a 42" panel, and 20" on a 48" panel.
- Accent is real brushed steel that matches the steel clips used on laminate and glass panels.
- Center spine wall panels include dowels on left and right edges for abutting to two other spine wall panels.
- Includes glloor glides with 3" of height adjustment.
- Grain runs vertically on TFL and horizontally on steel accent.
- For round grommet, add TX-OPT-GRO-01 for \$15.

Add 5% Effective September 1, 2014

Spinewall Panels

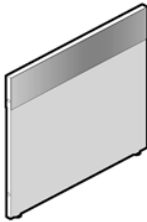
When Ordering, Please Remember to:

- 1) Specify your finish (page 5).
- 2) Specify brackets if spinewall is abutting a worksurface (page 23).



Privacy Panels in both laminate and glass can be placed on top off any spinewall panel. See the following section for details.

Model	Width	Height	Price
End Spine Wall Panel with Steel Accent			
<u>36" HEIGHT WITH 8" ACCENT</u>			
TX-SPW4-2436	24	36	\$369
TX-SPW4-3036	30	36	\$385
TX-SPW4-3336	33	36	\$400
TX-SPW4-3636	36	36	\$415
TX-SPW4-3936	39	36	\$432
TX-SPW4-4236	42	36	\$458
TX-SPW4-4836	48	36	\$489
TX-SPW4-5436	54	36	\$520
TX-SPW4-6036	60	36	\$557
<u>42" HEIGHT WITH 14" ACCENT</u>			
TX-SPW4-2442	24	42	\$468
TX-SPW4-3042	30	42	\$486
TX-SPW4-3342	33	42	\$503
TX-SPW4-3642	36	42	\$520
TX-SPW4-3942	39	42	\$538
TX-SPW4-4242	42	42	\$567
TX-SPW4-4842	48	42	\$601
TX-SPW4-5442	54	42	\$635
TX-SPW4-6042	60	42	\$675
<u>48" HEIGHT WITH 20" ACCENT</u>			
TX-SPW4-2448	24	48	\$597
TX-SPW4-3048	30	48	\$617
TX-SPW4-3348	33	48	\$635
TX-SPW4-3648	36	48	\$654
TX-SPW4-3948	39	48	\$673
TX-SPW4-4248	42	48	\$705
TX-SPW4-4848	48	48	\$743
TX-SPW4-5448	54	48	\$780
TX-SPW4-6048	60	48	\$824



- Panels are 1-1/8" thick thermofuse laminate (TFL).
- Width measurements are exact including edgebanding.
- Accent is included both sides of panel. Accent is 8" high on 36" high panel, 14" on a 42" panel, and 20" on a 48" panel.
- End spine wall panels include dowels on one side only for abutting to one other spine wall panel.
- Includes gloor glides with 3" of height adjustment.
- Grain runs vertically on TFL and horizontally on steel accent.
- For round grommet, add TX-OPT-GRO-01 for \$15.

Add 5% Effective September 1, 2014

Spinewall Panels

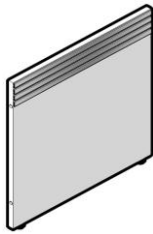
When Ordering, Please Remember to:

- 1) Specify your finish (page 5).
- 2) Specify brackets if spinewall is abutting a worksurface (page 23).



Privacy Panels in both laminate and glass can be placed on top off any spinewall panel. See the following section for details.

Model	Width	Height	Price
Center Spine Wall Panel with Recessed Aluminum Accessory Rail (one side only)			
36" HEIGHT			
TX-SPW5-2436	24	36	\$415
TX-SPW5-3036	30	36	\$454
TX-SPW5-3336	33	36	\$485
TX-SPW5-3636	36	36	\$500
TX-SPW5-3936	39	36	\$523
TX-SPW5-4236	42	36	\$549
TX-SPW5-4836	48	36	\$600
TX-SPW5-5436	54	36	\$652
TX-SPW5-6036	60	36	\$717
42" HEIGHT			
TX-SPW5-2442	24	42	\$442
TX-SPW5-3042	30	42	\$482
TX-SPW5-3342	33	42	\$515
TX-SPW5-3642	36	42	\$531
TX-SPW5-3942	39	42	\$557
TX-SPW5-4242	42	42	\$585
TX-SPW5-4842	48	42	\$639
TX-SPW5-5442	54	42	\$694
TX-SPW5-6042	60	42	\$763
48" HEIGHT			
TX-SPW5-2448	24	48	\$472
TX-SPW5-3048	30	48	\$514
TX-SPW5-3348	33	48	\$548
TX-SPW5-3648	36	48	\$566
TX-SPW5-3948	39	48	\$593
TX-SPW5-4248	42	48	\$625
TX-SPW5-4848	48	48	\$682
TX-SPW5-5448	54	48	\$741
TX-SPW5-6048	60	48	\$813



- Panels are 1-1/8" thick thermofuse laminate (TFL).
- Width measurements are exact including edgebanding.
- Center spine wall panels include dowels on left and right edges for abutting to two other spine wall panels.
- Includes floor glides with 3" of height adjustment.
- Grain runs vertically on TFL.
- For round grommet, add TX-OPT-GRO-01 for \$15.
- Contact customer service for accessory price list.
- **NOTE: The accessory rail can only be installed on one side of a panel only. Therefore, in applications with users on both sides of a spine wall, two panels will need to be placed back to back so that users on both sides can have an accessory rail.**

Add 5% Effective September 1, 2014

Spinewall Panels

When Ordering, Please Remember to:

- 1) Specify your finish (page 5).
- 2) Specify brackets if spinewall is abutting a worksurface (page 23).



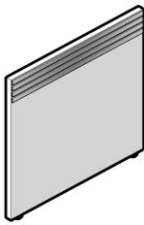
Privacy Panels in both laminate and glass can be placed on top off any spinewall panel. See the following section for details.

Model	Width	Height	Price
-------	-------	--------	-------

End Spine Wall Panel with Recessed Aluminum Accessory Rail (one side only)

36" HEIGHT

Left End Model	Right End Model			
TX-SPW6-2436-L	TX-SPW6-2436-R	24	36	\$400
TX-SPW6-3036-L	TX-SPW6-3036-R	30	36	\$438
TX-SPW6-3336-L	TX-SPW6-3336-R	33	36	\$469
TX-SPW6-3636-L	TX-SPW6-3636-R	36	36	\$484
TX-SPW6-3936-L	TX-SPW6-3936-R	39	36	\$508
TX-SPW6-4236-L	TX-SPW6-4236-R	42	36	\$534
TX-SPW6-4836-L	TX-SPW6-4836-R	48	36	\$585
TX-SPW6-5436-L	TX-SPW6-5436-R	54	36	\$637
TX-SPW6-6036-L	TX-SPW6-6036-R	60	36	\$701



Left End Shown

42" HEIGHT

Left End Model	Right End Model			
TX-SPW6-2442-L	TX-SPW6-2442-R	24	42	\$427
TX-SPW6-3042-L	TX-SPW6-3042-R	30	42	\$467
TX-SPW6-3342-L	TX-SPW6-3342-R	33	42	\$499
TX-SPW6-3642-L	TX-SPW6-3642-R	36	42	\$516
TX-SPW6-3942-L	TX-SPW6-3942-R	39	42	\$541
TX-SPW6-4242-L	TX-SPW6-4242-R	42	42	\$570
TX-SPW6-4842-L	TX-SPW6-4842-R	48	42	\$624
TX-SPW6-5442-L	TX-SPW6-5442-R	54	42	\$679
TX-SPW6-6042-L	TX-SPW6-6042-R	60	42	\$747

48" HEIGHT

Left End Model	Right End Model			
TX-SPW6-2448-L	TX-SPW6-2448-R	24	48	\$457
TX-SPW6-3048-L	TX-SPW6-3048-R	30	48	\$498
TX-SPW6-3348-L	TX-SPW6-3348-R	33	48	\$532
TX-SPW6-3648-L	TX-SPW6-3648-R	36	48	\$551
TX-SPW6-3948-L	TX-SPW6-3948-R	39	48	\$578
TX-SPW6-4248-L	TX-SPW6-4248-R	42	48	\$609
TX-SPW6-4848-L	TX-SPW6-4848-R	48	48	\$667
TX-SPW6-5448-L	TX-SPW6-5448-R	54	48	\$725
TX-SPW6-6048-L	TX-SPW6-6048-R	60	48	\$797

- Panels are 1-1/8" thick thermofuse laminate (TFL).
- Width measurements are exact including edgebanding.
- End spine wall panels include dowels on one side only for abutting to one other spine wall panel.
- Includes floor glides with 3" of height adjustment.
- Grain runs vertically on TFL.
- For round grommet, add TX-OPT-GRO-01 for \$15.
- Contact customer service for accessory price list.
- **NOTE: The accessory rail can only be installed on one side of a panel only. Therefore, in applications with users on both sides of a spine wall, two panels will need to be placed back to back so that users on both sides can have an accessory rail.**

Add 5% Effective September 1, 2014

Privacy Panels

When Ordering, Please Remember to:

- 1) Replace ? with your desired material
- 2) Specify your finish if TFL.



Privacy Panels can be mounted on top of any worksurface or spinewall panel.

Model	Height	Length	3/4" Thermofuse Laminate (T)	3/16" Frosted Acrylic (A)	1/4" Acid-Etched Glass (E)	3/8" Acid-Etched Glass (G)
Privacy Panel – 6" High with Brushed Silver Metallic Mounting Clips						

6-INCH HIGH PRIVACY PANELS WITH TWO MOUNTING CLIPS

TX-PPL2-0618-?	6	18	\$193	\$198	\$202	\$210
TX-PPL2-0620-?	6	20	\$194	\$200	\$204	\$218
TX-PPL2-0622-?	6	22	\$196	\$202	\$206	\$225
TX-PPL2-0624-?	6	24	\$198	\$204	\$208	\$232
TX-PPL2-0626-?	6	26	\$199	\$205	\$210	\$240
TX-PPL2-0628-?	6	28	\$201	\$207	\$211	\$247
TX-PPL2-0630-?	6	30	\$203	\$209	\$213	\$254
TX-PPL2-0632-?	6	32	\$205	\$211	\$215	\$262
TX-PPL2-0634-?	6	34	\$206	\$213	\$217	\$269
TX-PPL2-0636-?	6	36	\$208	\$214	\$219	\$277
TX-PPL2-0638-?	6	38	\$210	\$216	\$220	\$284
TX-PPL2-0640-?	6	40	\$211	\$218	\$222	\$291
TX-PPL2-0642-?	6	42	\$213	\$220	\$224	\$299
TX-PPL2-0644-?	6	44	\$215	\$221	\$226	\$306
TX-PPL2-0646-?	6	46	\$217	\$223	\$228	\$313
TX-PPL2-0648-?	6	48	\$218	\$225	\$229	\$321

6-INCH HIGH PRIVACY PANELS WITH THREE MOUNTING CLIPS

TX-PPL3-0650-?	6	50	\$262	\$285	\$291	\$367
TX-PPL3-0652-?	6	52	\$263	\$287	\$293	\$375
TX-PPL3-0654-?	6	54	\$265	\$289	\$295	\$381
TX-PPL3-0656-?	6	56	\$267	\$291	\$297	\$389
TX-PPL3-0658-?	6	58	\$269	\$293	\$299	\$397
TX-PPL3-0660-?	6	60	\$270	\$295	\$300	\$404
TX-PPL3-0662-?	6	62	\$272	\$296	\$302	\$411
TX-PPL3-0664-?	6	64	\$274	\$298	\$304	\$419
TX-PPL3-0666-?	6	66	\$275	\$300	\$306	\$426
TX-PPL3-0668-?	6	68	\$277	\$302	\$308	\$433
TX-PPL3-0670-?	6	70	\$279	\$304	\$310	\$440
TX-PPL3-0672-?	6	72	\$281	\$306	\$312	\$448
TX-PPL3-0674-?	6	74	\$282	\$308	\$314	\$456
TX-PPL3-0676-?	6	76	\$284	\$310	\$316	\$462
TX-PPL3-0678-?	6	78	\$286	\$311	\$318	\$470
TX-PPL3-0680-?	6	80	\$287	\$313	\$320	\$478
TX-PPL3-0682-?	6	82	\$289	\$315	\$321	\$484
TX-PPL3-0684-?	6	84	\$291	\$317	\$323	\$492

- Panel is cut exact to size. Please do not use TeamWorx panels on other DeskMakers products.
- If placing on top of a spine wall, please limit overall height (spine wall + privacy panel) to 54".
- Acid-etched glass panels have a frosted appearance with a slightly greenish tint.
- Contact customer service for decorative acrylic and glass options available on a per quote basis.
- Add TX-ALCLIP-01 for \$12 for steel clip to help align 1/4" glass panels running along a spinewall.
- Add TX-ALCLIP-02 for \$12 for steel clip to help align 3/8" glass panels running along a spinewall.

Add 5% Effective September 1, 2014

Privacy Panels

When Ordering, Please Remember to:

- 1) Replace ? with your desired material
- 2) Specify your finish if TFL.



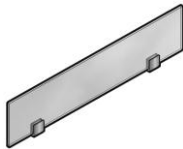
Privacy Panels can be mounted on top of any worksurface or spinewall panel.

Model	Height	Length	3/4" Thermofuse Laminate (T)	3/16" Frosted Acrylic (A)	1/4" Acid-Etched Glass (E)	3/8" Acid-Etched Glass (G)
-------	--------	--------	------------------------------	---------------------------	----------------------------	----------------------------

Privacy Panel – 8" High with Brushed Silver Metallic Mounting Clips

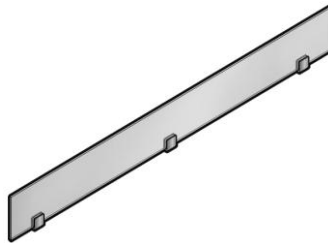
8-INCH HIGH PRIVACY PANELS WITH TWO MOUNTING CLIPS

TX-PPL2-0818-?	8	18	\$209	\$216	\$220	\$233
TX-PPL2-0820-?	8	20	\$211	\$218	\$222	\$242
TX-PPL2-0822-?	8	22	\$213	\$220	\$224	\$250
TX-PPL2-0824-?	8	24	\$215	\$221	\$226	\$258
TX-PPL2-0826-?	8	26	\$217	\$223	\$228	\$266
TX-PPL2-0828-?	8	28	\$219	\$225	\$230	\$275
TX-PPL2-0830-?	8	30	\$221	\$227	\$232	\$282
TX-PPL2-0832-?	8	32	\$222	\$229	\$234	\$291
TX-PPL2-0834-?	8	34	\$224	\$231	\$236	\$299
TX-PPL2-0836-?	8	36	\$226	\$233	\$238	\$307
TX-PPL2-0838-?	8	38	\$228	\$235	\$240	\$315
TX-PPL2-0840-?	8	40	\$230	\$237	\$242	\$323
TX-PPL2-0842-?	8	42	\$232	\$239	\$243	\$332
TX-PPL2-0844-?	8	44	\$234	\$241	\$245	\$339
TX-PPL2-0846-?	8	46	\$235	\$243	\$247	\$348
TX-PPL2-0848-?	8	48	\$237	\$244	\$249	\$356



8-INCH HIGH PRIVACY PANELS WITH THREE MOUNTING CLIPS

TX-PPL3-0850-?	8	50	\$284	\$310	\$316	\$408
TX-PPL3-0852-?	8	52	\$286	\$312	\$318	\$416
TX-PPL3-0854-?	8	54	\$288	\$314	\$320	\$424
TX-PPL3-0856-?	8	56	\$290	\$316	\$322	\$432
TX-PPL3-0858-?	8	58	\$292	\$318	\$325	\$441
TX-PPL3-0860-?	8	60	\$294	\$320	\$327	\$449
TX-PPL3-0862-?	8	62	\$296	\$322	\$329	\$457
TX-PPL3-0864-?	8	64	\$297	\$324	\$331	\$465
TX-PPL3-0866-?	8	66	\$299	\$326	\$333	\$473
TX-PPL3-0868-?	8	68	\$301	\$328	\$335	\$481
TX-PPL3-0870-?	8	70	\$303	\$330	\$337	\$489
TX-PPL3-0872-?	8	72	\$305	\$332	\$339	\$498
TX-PPL3-0874-?	8	74	\$307	\$334	\$341	\$506
TX-PPL3-0876-?	8	76	\$309	\$336	\$343	\$514
TX-PPL3-0878-?	8	78	\$311	\$338	\$345	\$522
TX-PPL3-0880-?	8	80	\$312	\$340	\$347	\$531
TX-PPL3-0882-?	8	82	\$314	\$343	\$349	\$538
TX-PPL3-0884-?	8	84	\$316	\$345	\$351	\$547



- Panel is cut exact to size. Please do not use TeamWorx panels on other DeskMakers products.
- If placing on top of a spine wall, please limit overall height (spine wall + privacy panel) to 54".
- Acid-etched glass panels have a frosted appearance with a slightly greenish tint.
- See page 46 to add 6" high tackboard to 8" high TFL privacy panels.
- Contact customer service for decorative acrylic and glass options available on a per quote basis.
- Add TX-ALCLIP-01 for \$12 for steel clip to help align 1/4" glass panels running along a spinewall.
- Add TX-ALCLIP-02 for \$12 for steel clip to help align 3/8" glass panels running along a spinewall.

Add 5% Effective September 1, 2014

Privacy Panels

When Ordering, Please Remember to:

- 1) Replace ? with your desired material
- 2) Specify your finish if TFL.




Privacy Panels can be mounted on top of any worksurface or spinewall panel.

Model	Height	Length	3/4" Thermofuse Laminate (T)	3/16" Frosted Acrylic (A)	1/4" Acid-Etched Glass (E)	3/8" Acid-Etched Glass (G)
-------	--------	--------	------------------------------	---------------------------	----------------------------	----------------------------

Privacy Panel – 10" High with Brushed Silver Metallic Mounting Clips

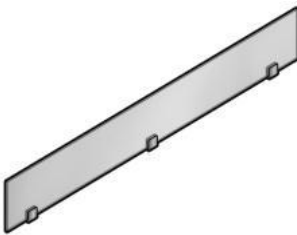
10-INCH HIGH PRIVACY PANELS WITH TWO MOUNTING CLIPS

TX-PPL2-1018-?	10	18	\$228	\$239	\$244	\$259
TX-PPL2-1020-?	10	20	\$230	\$241	\$246	\$269
TX-PPL2-1022-?	10	22	\$232	\$243	\$248	\$278
TX-PPL2-1024-?	10	24	\$234	\$245	\$250	\$286
TX-PPL2-1026-?	10	26	\$236	\$247	\$252	\$296
TX-PPL2-1028-?	10	28	\$238	\$250	\$255	\$305
TX-PPL2-1030-?	10	30	\$240	\$252	\$257	\$314
TX-PPL2-1032-?	10	32	\$242	\$254	\$259	\$323
TX-PPL2-1034-?	10	34	\$244	\$256	\$261	\$332
TX-PPL2-1036-?	10	36	\$246	\$258	\$263	\$342
TX-PPL2-1038-?	10	38	\$248	\$260	\$265	\$350
TX-PPL2-1040-?	10	40	\$250	\$262	\$268	\$359
TX-PPL2-1042-?	10	42	\$252	\$264	\$270	\$369
TX-PPL2-1044-?	10	44	\$254	\$267	\$272	\$377
TX-PPL2-1046-?	10	46	\$256	\$269	\$274	\$387
TX-PPL2-1048-?	10	48	\$258	\$271	\$276	\$396



10-INCH HIGH PRIVACY PANELS WITH THREE MOUNTING CLIPS

TX-PPL3-1050-?	10	50	\$309	\$340	\$347	\$453
TX-PPL3-1052-?	10	52	\$311	\$342	\$349	\$462
TX-PPL3-1054-?	10	54	\$313	\$345	\$351	\$471
TX-PPL3-1056-?	10	56	\$315	\$347	\$354	\$480
TX-PPL3-1058-?	10	58	\$317	\$349	\$356	\$490
TX-PPL3-1060-?	10	60	\$319	\$351	\$358	\$499
TX-PPL3-1062-?	10	62	\$321	\$353	\$361	\$507
TX-PPL3-1064-?	10	64	\$323	\$356	\$363	\$517
TX-PPL3-1066-?	10	66	\$325	\$358	\$365	\$526
TX-PPL3-1068-?	10	68	\$327	\$360	\$367	\$534
TX-PPL3-1070-?	10	70	\$329	\$362	\$370	\$544
TX-PPL3-1072-?	10	72	\$331	\$365	\$372	\$553
TX-PPL3-1074-?	10	74	\$333	\$367	\$374	\$563
TX-PPL3-1076-?	10	76	\$335	\$369	\$376	\$571
TX-PPL3-1078-?	10	78	\$338	\$371	\$379	\$580
TX-PPL3-1080-?	10	80	\$340	\$373	\$381	\$590
TX-PPL3-1082-?	10	82	\$342	\$376	\$383	\$598
TX-PPL3-1084-?	10	84	\$344	\$378	\$385	\$607



- Panel is cut exact to size. Please do not use TeamWorx panels on other DeskMakers products.
- If placing on top of a spine wall, please limit overall height (spine wall + privacy panel) to 54".
- Acid-etched glass panels have a frosted appearance with a slightly greenish tint.
- See page 47 to add 8" high tackboard to 10" high TFL privacy panels.
- Contact customer service for decorative acrylic and glass options available on a per quote basis.
- Add TX-ALCLIP-01 for \$12 for steel clip to help align 1/4" glass panels running along a spinewall.
- Add TX-ALCLIP-02 for \$12 for steel clip to help align 3/8" glass panels running along a spinewall.

Add 5% Effective September 1, 2014

Privacy Panels

When Ordering, Please Remember to:

- 1) Replace ? with your desired material
- 2) Specify your finish if TFL.



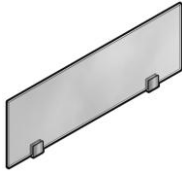
Privacy Panels can be mounted on top of any worksurface or spinewall panel.

Model	Height	Length	3/4" Thermofuse Laminate (T)	3/16" Frosted Acrylic (A)	1/4" Acid-Etched Glass (E)	3/8" Acid-Etched Glass (G)
-------	--------	--------	------------------------------	---------------------------	----------------------------	----------------------------

Privacy Panel – 12" High with Brushed Silver Metallic Mounting Clips

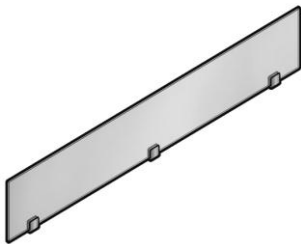
12-INCH HIGH PRIVACY PANELS WITH TWO MOUNTING CLIPS

TX-PPL2-1218-?	12	18	\$247	\$265	\$270	\$288
TX-PPL2-1220-?	12	20	\$250	\$267	\$272	\$298
TX-PPL2-1222-?	12	22	\$252	\$269	\$275	\$309
TX-PPL2-1224-?	12	24	\$254	\$272	\$277	\$318
TX-PPL2-1226-?	12	26	\$256	\$274	\$280	\$329
TX-PPL2-1228-?	12	28	\$258	\$276	\$282	\$339
TX-PPL2-1230-?	12	30	\$261	\$279	\$284	\$348
TX-PPL2-1232-?	12	32	\$263	\$281	\$287	\$359
TX-PPL2-1234-?	12	34	\$265	\$284	\$289	\$369
TX-PPL2-1236-?	12	36	\$267	\$286	\$292	\$380
TX-PPL2-1238-?	12	38	\$269	\$288	\$294	\$389
TX-PPL2-1240-?	12	40	\$272	\$291	\$296	\$399
TX-PPL2-1242-?	12	42	\$274	\$293	\$299	\$410
TX-PPL2-1244-?	12	44	\$276	\$295	\$301	\$419
TX-PPL2-1246-?	12	46	\$278	\$298	\$304	\$430
TX-PPL2-1248-?	12	48	\$280	\$300	\$306	\$440



12-INCH HIGH PRIVACY PANELS WITH THREE MOUNTING CLIPS

TX-PPL3-1250-?	12	50	\$336	\$376	\$384	\$503
TX-PPL3-1252-?	12	52	\$338	\$379	\$386	\$514
TX-PPL3-1254-?	12	54	\$340	\$381	\$389	\$523
TX-PPL3-1256-?	12	56	\$343	\$384	\$391	\$534
TX-PPL3-1258-?	12	58	\$345	\$386	\$394	\$544
TX-PPL3-1260-?	12	60	\$347	\$389	\$396	\$554
TX-PPL3-1262-?	12	62	\$349	\$391	\$399	\$564
TX-PPL3-1264-?	12	64	\$351	\$394	\$402	\$574
TX-PPL3-1266-?	12	66	\$354	\$396	\$404	\$584
TX-PPL3-1268-?	12	68	\$356	\$399	\$407	\$594
TX-PPL3-1270-?	12	70	\$358	\$401	\$409	\$604
TX-PPL3-1272-?	12	72	\$360	\$403	\$412	\$615
TX-PPL3-1274-?	12	74	\$362	\$406	\$414	\$625
TX-PPL3-1276-?	12	76	\$365	\$408	\$417	\$634
TX-PPL3-1278-?	12	78	\$367	\$411	\$419	\$645
TX-PPL3-1280-?	12	80	\$369	\$413	\$422	\$655
TX-PPL3-1282-?	12	82	\$371	\$416	\$424	\$665
TX-PPL3-1284-?	12	84	\$373	\$418	\$427	\$675




- Panel is cut exact to size. Please do not use TeamWorx panels on other DeskMakers products.
- If placing on top of a spine wall, please limit overall height (spine wall + privacy panel) to 54".
- Acid-etched glass panels have a frosted appearance with a slightly greenish tint.
- See page 48 to add 10" high tackboard to 12" high TFL privacy panels.
- Contact customer service for decorative acrylic and glass options available on a per quote basis.
- Add TX-ALCLIP-01 for \$12 for steel clip to help align 1/4" glass panels running along a spinewall.
- Add TX-ALCLIP-02 for \$12 for steel clip to help align 3/8" glass panels running along a spinewall.


Add 5% Effective September 1, 2014

Tackboards

When Ordering, Please Remember to:

- 1) Replace ? with your desired fabric grade or 'F' for tackable fiber board.
- 2) Specify your fabric style and color.

					See page 58 for Momentum Fabric Grades			
Model	Height	Length	Grade 'F'	Grade 1	Grade 2	Grade 3	Grade 4	
Six-Inch High Tackboard for Laminate Privacy Panels and Spine Walls								
	TX-PTCK-0618-GR?	6	18	\$67	\$135	\$160	\$191	\$222
	TX-PTCK-0620-GR?	6	20	\$68	\$136	\$162	\$193	\$224
	TX-PTCK-0622-GR?	6	22	\$68	\$136	\$162	\$193	\$224
	TX-PTCK-0624-GR?	6	24	\$68	\$136	\$162	\$193	\$224
	TX-PTCK-0626-GR?	6	26	\$70	\$139	\$165	\$196	\$227
	TX-PTCK-0628-GR?	6	28	\$70	\$139	\$165	\$196	\$227
	TX-PTCK-0630-GR?	6	30	\$70	\$139	\$165	\$196	\$227
	TX-PTCK-0632-GR?	6	32	\$72	\$143	\$176	\$208	\$241
	TX-PTCK-0634-GR?	6	34	\$72	\$143	\$176	\$208	\$241
	TX-PTCK-0636-GR?	6	36	\$72	\$143	\$176	\$208	\$241
	TX-PTCK-0638-GR?	6	38	\$73	\$147	\$179	\$212	\$244
	TX-PTCK-0640-GR?	6	40	\$73	\$147	\$179	\$212	\$244
	TX-PTCK-0642-GR?	6	42	\$73	\$147	\$179	\$212	\$244
	TX-PTCK-0644-GR?	6	44	\$75	\$151	\$183	\$216	\$249
	TX-PTCK-0646-GR?	6	46	\$75	\$151	\$183	\$216	\$249
	TX-PTCK-0648-GR?	6	48	\$75	\$151	\$183	\$216	\$249
	TX-PTCK-0650-GR?	6	50	\$83	\$165	\$202	\$238	\$274
	TX-PTCK-0652-GR?	6	52	\$83	\$165	\$202	\$238	\$274
	TX-PTCK-0654-GR?	6	54	\$83	\$165	\$202	\$238	\$274
	TX-PTCK-0656-GR?	6	56	\$98	\$196	\$239	\$282	\$326
	TX-PTCK-0658-GR?	6	58	\$98	\$196	\$239	\$282	\$326
	TX-PTCK-0660-GR?	6	60	\$98	\$196	\$239	\$282	\$326
	TX-PTCK-0662-GR?	6	62	\$106	\$212	\$256	\$299	\$342
	TX-PTCK-0664-GR?	6	64	\$106	\$212	\$256	\$299	\$342
	TX-PTCK-0666-GR?	6	66	\$106	\$212	\$256	\$299	\$342
	TX-PTCK-0668-GR?	6	68	\$108	\$216	\$270	\$324	\$379
	TX-PTCK-0670-GR?	6	70	\$108	\$216	\$270	\$324	\$379
	TX-PTCK-0672-GR?	6	72	\$108	\$216	\$270	\$324	\$379
	TX-PTCK-0674-GR?	6	74	\$112	\$225	\$279	\$333	\$387
	TX-PTCK-0676-GR?	6	76	\$112	\$225	\$279	\$333	\$387
	TX-PTCK-0678-GR?	6	78	\$112	\$225	\$279	\$333	\$387
	TX-PTCK-0680-GR?	6	80	\$116	\$233	\$287	\$341	\$395
TX-PTCK-0682-GR?	6	82	\$116	\$233	\$287	\$341	\$395	
TX-PTCK-0684-GR?	6	84	\$116	\$233	\$287	\$341	\$395	




- Sizes above are exact to within 1/8".
- Grade 'F' is a tackable, 1/4" fiber board material from Forbo, and is available in 12 solid finishes. See website for details.
- Fabric Tackboards are 5/8" thick and are affixed to laminate panels using two-sided tape or velcro.
- When affixed to a laminate privacy panel, tackboards are placed above the steel clips, leaving a 2" gap between the worksurface and the bottom of the tackboard. A 6" high tackboard should therefore be used for an 8" high laminate privacy panel.
- For mounting to a wall, add OPT-TCKWAL for \$10 per tackboard for fabric caps/buttons to conceal screws.
- COM fabric will be priced as Grade 1.
- PLEASE NOTE THAT CERTAIN MOMENTUM AND C.O.M. FABRICS CANNOT BE USED FOR TACKBOARDS. CONFIRM FABRIC SUITABILITY WITH CUSTOMER SERVICE BEFORE ORDERING.


Add 5% Effective September 1, 2014

Tackboards

When Ordering, Please Remember to:

- 1) Replace ? with your desired fabric grade or 'F' for tackable fiber board.
- 2) Specify your fabric style and color.

					See page 58 for Momentum Fabric Grades			
Model	Height	Length	Grade 'F'	Grade 1	Grade 2	Grade 3	Grade 4	
Eight-Inch High Tackboard for Laminate Privacy Panels and Spine Walls								
	TX-PTCK-0818-GR?	8	18	\$90	\$150	\$178	\$213	\$247
	TX-PTCK-0820-GR?	8	20	\$91	\$151	\$180	\$214	\$248
	TX-PTCK-0822-GR?	8	22	\$91	\$151	\$180	\$214	\$248
	TX-PTCK-0824-GR?	8	24	\$91	\$151	\$180	\$214	\$248
	TX-PTCK-0826-GR?	8	26	\$93	\$155	\$183	\$218	\$252
	TX-PTCK-0828-GR?	8	28	\$93	\$155	\$183	\$218	\$252
	TX-PTCK-0830-GR?	8	30	\$93	\$155	\$183	\$218	\$252
	TX-PTCK-0832-GR?	8	32	\$95	\$159	\$195	\$231	\$267
	TX-PTCK-0834-GR?	8	34	\$95	\$159	\$195	\$231	\$267
	TX-PTCK-0836-GR?	8	36	\$95	\$159	\$195	\$231	\$267
	TX-PTCK-0838-GR?	8	38	\$98	\$163	\$199	\$235	\$271
	TX-PTCK-0840-GR?	8	40	\$98	\$163	\$199	\$235	\$271
	TX-PTCK-0842-GR?	8	42	\$98	\$163	\$199	\$235	\$271
	TX-PTCK-0844-GR?	8	44	\$101	\$168	\$204	\$240	\$276
	TX-PTCK-0846-GR?	8	46	\$101	\$168	\$204	\$240	\$276
	TX-PTCK-0848-GR?	8	48	\$101	\$168	\$204	\$240	\$276
	TX-PTCK-0850-GR?	8	50	\$110	\$184	\$224	\$264	\$304
	TX-PTCK-0852-GR?	8	52	\$110	\$184	\$224	\$264	\$304
	TX-PTCK-0854-GR?	8	54	\$110	\$184	\$224	\$264	\$304
	TX-PTCK-0856-GR?	8	56	\$131	\$218	\$266	\$314	\$362
	TX-PTCK-0858-GR?	8	58	\$131	\$218	\$266	\$314	\$362
	TX-PTCK-0860-GR?	8	60	\$131	\$218	\$266	\$314	\$362
	TX-PTCK-0862-GR?	8	62	\$142	\$236	\$284	\$332	\$380
	TX-PTCK-0864-GR?	8	64	\$142	\$236	\$284	\$332	\$380
	TX-PTCK-0866-GR?	8	66	\$142	\$236	\$284	\$332	\$380
	TX-PTCK-0868-GR?	8	68	\$144	\$240	\$300	\$360	\$421
	TX-PTCK-0870-GR?	8	70	\$144	\$240	\$300	\$360	\$421
	TX-PTCK-0872-GR?	8	72	\$144	\$240	\$300	\$360	\$421
	TX-PTCK-0874-GR?	8	74	\$150	\$250	\$310	\$370	\$430
	TX-PTCK-0876-GR?	8	76	\$150	\$250	\$310	\$370	\$430
	TX-PTCK-0878-GR?	8	78	\$150	\$250	\$310	\$370	\$430
	TX-PTCK-0880-GR?	8	80	\$155	\$258	\$319	\$379	\$439
TX-PTCK-0882-GR?	8	82	\$155	\$258	\$319	\$379	\$439	
TX-PTCK-0884-GR?	8	84	\$155	\$258	\$319	\$379	\$439	




- Sizes above are exact to within 1/8".
- Grade 'F' is a tackable, 1/4" fiber board material from Forbo, and is available in 12 solid finishes. See website for details.
- Fabric Tackboards are 5/8" thick and are affixed to laminate panels using two-sided tape or velcro.
- When affixed to a laminate privacy panel, tackboards are placed above the steel clips, leaving a 2" gap between the worksurface and the bottom of the tackboard. An 8" high tackboard should therefore be used for an 10" high laminate privacy panel.
- For mounting to a wall, add OPT-TCKWAL for \$10 per tackboard for fabric caps/buttons to conceal screws.
- COM fabric will be priced as Grade 1.
- PLEASE NOTE THAT CERTAIN MOMENTUM AND C.O.M. FABRICS CANNOT BE USED FOR TACKBOARDS. CONFIRM FABRIC SUITABILITY WITH CUSTOMER SERVICE BEFORE ORDERING.


Add 5% Effective September 1, 2014

Tackboards

When Ordering, Please Remember to:

- 1) Replace ? with your desired fabric grade or 'F' for tackable fiber board.
- 2) Specify your fabric style and color.

					See page 58 for Momentum Fabric Grades			
Model	Height	Length	Grade 'F'	Grade 1	Grade 2	Grade 3	Grade 4	
10-Inch High Tackboard for Laminate Privacy Panels and Spine Walls								
	TX-PTCK-1018-GR?	10	18	\$103	\$159	\$189	\$226	\$263
	TX-PTCK-1020-GR?	10	20	\$104	\$161	\$191	\$228	\$264
	TX-PTCK-1022-GR?	10	22	\$104	\$161	\$191	\$228	\$264
	TX-PTCK-1024-GR?	10	24	\$104	\$161	\$191	\$228	\$264
	TX-PTCK-1026-GR?	10	26	\$107	\$165	\$195	\$232	\$268
	TX-PTCK-1028-GR?	10	28	\$107	\$165	\$195	\$232	\$268
	TX-PTCK-1030-GR?	10	30	\$107	\$165	\$195	\$232	\$268
	TX-PTCK-1032-GR?	10	32	\$110	\$169	\$208	\$246	\$284
	TX-PTCK-1034-GR?	10	34	\$110	\$169	\$208	\$246	\$284
	TX-PTCK-1036-GR?	10	36	\$110	\$169	\$208	\$246	\$284
	TX-PTCK-1038-GR?	10	38	\$113	\$173	\$212	\$250	\$289
	TX-PTCK-1040-GR?	10	40	\$113	\$173	\$212	\$250	\$289
	TX-PTCK-1042-GR?	10	42	\$113	\$173	\$212	\$250	\$289
	TX-PTCK-1044-GR?	10	44	\$116	\$178	\$217	\$255	\$294
	TX-PTCK-1046-GR?	10	46	\$116	\$178	\$217	\$255	\$294
	TX-PTCK-1048-GR?	10	48	\$116	\$178	\$217	\$255	\$294
	TX-PTCK-1050-GR?	10	50	\$127	\$196	\$238	\$281	\$324
	TX-PTCK-1052-GR?	10	52	\$127	\$196	\$238	\$281	\$324
	TX-PTCK-1054-GR?	10	54	\$127	\$196	\$238	\$281	\$324
	TX-PTCK-1056-GR?	10	56	\$150	\$231	\$283	\$334	\$385
	TX-PTCK-1058-GR?	10	58	\$150	\$231	\$283	\$334	\$385
	TX-PTCK-1060-GR?	10	60	\$150	\$231	\$283	\$334	\$385
	TX-PTCK-1062-GR?	10	62	\$163	\$251	\$302	\$354	\$405
	TX-PTCK-1064-GR?	10	64	\$163	\$251	\$302	\$354	\$405
	TX-PTCK-1066-GR?	10	66	\$163	\$251	\$302	\$354	\$405
	TX-PTCK-1068-GR?	10	68	\$166	\$255	\$319	\$383	\$447
	TX-PTCK-1070-GR?	10	70	\$166	\$255	\$319	\$383	\$447
	TX-PTCK-1072-GR?	10	72	\$166	\$255	\$319	\$383	\$447
	TX-PTCK-1074-GR?	10	74	\$173	\$266	\$330	\$394	\$458
	TX-PTCK-1076-GR?	10	76	\$173	\$266	\$330	\$394	\$458
	TX-PTCK-1078-GR?	10	78	\$173	\$266	\$330	\$394	\$458
	TX-PTCK-1080-GR?	10	80	\$179	\$275	\$339	\$403	\$467
TX-PTCK-1082-GR?	10	82	\$179	\$275	\$339	\$403	\$467	
TX-PTCK-1084-GR?	10	84	\$179	\$275	\$339	\$403	\$467	




- Sizes above are exact to within 1/8".
- Grade 'F' is a tackable, 1/4" fiber board material from Forbo, and is available in 12 solid finishes. See website for details.
- Fabric Tackboards are 5/8" thick and are affixed to laminate panels using two-sided tape or velcro.
- When affixed to a laminate privacy panel, tackboards are placed above the steel clips, leaving a 2" gap between the worksurface and the bottom of the tackboard. A 10" high tackboard should therefore be used for an 12" high laminate privacy panel.
- For mounting to a wall, add OPT-TCKWAL for \$10 per tackboard for fabric caps/buttons to conceal screws.
- COM fabric will be priced as Grade 1.
- PLEASE NOTE THAT CERTAIN MOMENTUM AND C.O.M. FABRICS CANNOT BE USED FOR TACKBOARDS. CONFIRM FABRIC SUITABILITY WITH CUSTOMER SERVICE BEFORE ORDERING.


Add 5% Effective September 1, 2014

Tackboards

When Ordering, Please Remember to:

- 1) Replace ? with your desired fabric grade or 'F' for tackable fiber board.
- 2) Specify your fabric style and color.

					<-----See page 58 for Momentum Fabric Grades----->			
Model	Height	Length	Grade 'F'	Grade 1	Grade 2	Grade 3	Grade 4	
12-Inch High Tackboard for Spine Walls								
	TX-PTCK-1218-GR?	12	18	\$121	\$173	\$206	\$246	\$286
	TX-PTCK-1220-GR?	12	20	\$122	\$175	\$208	\$248	\$287
	TX-PTCK-1222-GR?	12	22	\$122	\$175	\$208	\$248	\$287
	TX-PTCK-1224-GR?	12	24	\$122	\$175	\$208	\$248	\$287
	TX-PTCK-1226-GR?	12	26	\$125	\$179	\$212	\$252	\$292
	TX-PTCK-1228-GR?	12	28	\$125	\$179	\$212	\$252	\$292
	TX-PTCK-1230-GR?	12	30	\$125	\$179	\$212	\$252	\$292
	TX-PTCK-1232-GR?	12	32	\$129	\$184	\$226	\$267	\$309
	TX-PTCK-1234-GR?	12	34	\$129	\$184	\$226	\$267	\$309
	TX-PTCK-1236-GR?	12	36	\$129	\$184	\$226	\$267	\$309
	TX-PTCK-1238-GR?	12	38	\$132	\$188	\$230	\$272	\$314
	TX-PTCK-1240-GR?	12	40	\$132	\$188	\$230	\$272	\$314
	TX-PTCK-1242-GR?	12	42	\$132	\$188	\$230	\$272	\$314
	TX-PTCK-1244-GR?	12	44	\$136	\$194	\$236	\$278	\$319
	TX-PTCK-1246-GR?	12	46	\$136	\$194	\$236	\$278	\$319
	TX-PTCK-1248-GR?	12	48	\$136	\$194	\$236	\$278	\$319
	TX-PTCK-1250-GR?	12	50	\$149	\$213	\$259	\$305	\$352
	TX-PTCK-1252-GR?	12	52	\$149	\$213	\$259	\$305	\$352
	TX-PTCK-1254-GR?	12	54	\$149	\$213	\$259	\$305	\$352
	TX-PTCK-1256-GR?	12	56	\$176	\$252	\$307	\$363	\$419
	TX-PTCK-1258-GR?	12	58	\$176	\$252	\$307	\$363	\$419
	TX-PTCK-1260-GR?	12	60	\$176	\$252	\$307	\$363	\$419
	TX-PTCK-1262-GR?	12	62	\$191	\$273	\$329	\$384	\$440
	TX-PTCK-1264-GR?	12	64	\$191	\$273	\$329	\$384	\$440
	TX-PTCK-1266-GR?	12	66	\$191	\$273	\$329	\$384	\$440
	TX-PTCK-1268-GR?	12	68	\$194	\$278	\$347	\$417	\$486
	TX-PTCK-1270-GR?	12	70	\$194	\$278	\$347	\$417	\$486
	TX-PTCK-1272-GR?	12	72	\$194	\$278	\$347	\$417	\$486
	TX-PTCK-1274-GR?	12	74	\$202	\$289	\$358	\$428	\$498
	TX-PTCK-1276-GR?	12	76	\$202	\$289	\$358	\$428	\$498
TX-PTCK-1278-GR?	12	78	\$202	\$289	\$358	\$428	\$498	
TX-PTCK-1280-GR?	12	80	\$209	\$299	\$368	\$438	\$508	
TX-PTCK-1282-GR?	12	82	\$209	\$299	\$368	\$438	\$508	
TX-PTCK-1284-GR?	12	84	\$209	\$299	\$368	\$438	\$508	




- Sizes above are exact to within 1/8".
- Grade 'F' is a tackable, 1/4" fiber board material from Forbo, and is available in 12 solid finishes. See website for details.
- Fabric Tackboards are 5/8" thick and are affixed to laminate panels using two-sided tape or velcro.
- A 12" high tackboard cannot be mounted to a TeamWorx privacy panel and should only be used for spine walls.
- For mounting to a wall, add OPT-TCKWAL for \$10 per tackboard for fabric caps/buttons to conceal screws.
- COM fabric will be priced as Grade 1.
- PLEASE NOTE THAT CERTAIN MOMENTUM AND C.O.M. FABRICS CANNOT BE USED FOR TACKBOARDS. CONFIRM FABRIC SUITABILITY WITH CUSTOMER SERVICE BEFORE ORDERING.


Add 5% Effective September 1, 2014

Tackboards

When Ordering, Please Remember to:

- 1) Replace ? with your desired fabric grade or 'F' for tackable fiber board.
- 2) Specify your fabric style and color.

					← See page 58 for Momentum Fabric Grades →			
Model	Height	Length	Grade 'F'	Grade 1	Grade 2	Grade 3	Grade 4	
18-Inch High Tackboard for Spine Walls								
	TX-PTCK-1818-GR?	18	18	\$147	\$203	\$242	\$289	\$336
	TX-PTCK-1820-GR?	18	20	\$148	\$206	\$244	\$291	\$338
	TX-PTCK-1822-GR?	18	22	\$148	\$206	\$244	\$291	\$338
	TX-PTCK-1824-GR?	18	24	\$148	\$206	\$244	\$291	\$338
	TX-PTCK-1826-GR?	18	26	\$152	\$211	\$250	\$296	\$343
	TX-PTCK-1828-GR?	18	28	\$152	\$211	\$250	\$296	\$343
	TX-PTCK-1830-GR?	18	30	\$152	\$211	\$250	\$296	\$343
	TX-PTCK-1832-GR?	18	32	\$156	\$216	\$265	\$314	\$364
	TX-PTCK-1834-GR?	18	34	\$156	\$216	\$265	\$314	\$364
	TX-PTCK-1836-GR?	18	36	\$156	\$216	\$265	\$314	\$364
	TX-PTCK-1838-GR?	18	38	\$160	\$222	\$271	\$320	\$369
	TX-PTCK-1840-GR?	18	40	\$160	\$222	\$271	\$320	\$369
	TX-PTCK-1842-GR?	18	42	\$160	\$222	\$271	\$320	\$369
	TX-PTCK-1844-GR?	18	44	\$164	\$228	\$277	\$327	\$376
	TX-PTCK-1846-GR?	18	46	\$164	\$228	\$277	\$327	\$376
	TX-PTCK-1848-GR?	18	48	\$164	\$228	\$277	\$327	\$376
	TX-PTCK-1850-GR?	18	50	\$180	\$250	\$305	\$359	\$414
	TX-PTCK-1852-GR?	18	52	\$180	\$250	\$305	\$359	\$414
	TX-PTCK-1854-GR?	18	54	\$180	\$250	\$305	\$359	\$414
	TX-PTCK-1856-GR?	18	56	\$213	\$296	\$361	\$427	\$492
	TX-PTCK-1858-GR?	18	58	\$213	\$296	\$361	\$427	\$492
	TX-PTCK-1860-GR?	18	60	\$213	\$296	\$361	\$427	\$492
	TX-PTCK-1862-GR?	18	62	\$231	\$321	\$387	\$452	\$518
	TX-PTCK-1864-GR?	18	64	\$231	\$321	\$387	\$452	\$518
	TX-PTCK-1866-GR?	18	66	\$231	\$321	\$387	\$452	\$518
	TX-PTCK-1868-GR?	18	68	\$235	\$327	\$408	\$490	\$572
	TX-PTCK-1870-GR?	18	70	\$235	\$327	\$408	\$490	\$572
	TX-PTCK-1872-GR?	18	72	\$235	\$327	\$408	\$490	\$572
	TX-PTCK-1874-GR?	18	74	\$245	\$340	\$422	\$503	\$585
	TX-PTCK-1876-GR?	18	76	\$245	\$340	\$422	\$503	\$585
TX-PTCK-1878-GR?	18	78	\$245	\$340	\$422	\$503	\$585	
TX-PTCK-1880-GR?	18	80	\$253	\$352	\$434	\$515	\$597	
TX-PTCK-1882-GR?	18	82	\$253	\$352	\$434	\$515	\$597	
TX-PTCK-1884-GR?	18	84	\$253	\$352	\$434	\$515	\$597	
TX-PTCK-1886-GR?	18	86	\$265	\$369	\$450	\$535	\$626	
TX-PTCK-1888-GR?	18	88	\$270	\$376	\$459	\$546	\$638	
TX-PTCK-1890-GR?	18	90	\$276	\$383	\$467	\$556	\$651	
TX-PTCK-1892-GR?	18	92	\$281	\$390	\$476	\$567	\$663	
TX-PTCK-1894-GR?	18	94	\$286	\$398	\$485	\$577	\$675	
TX-PTCK-1896-GR?	18	96	\$291	\$405	\$494	\$588	\$688	



- Sizes above are exact to within 1/8".
- Grade 'F' is a tackable, 1/4" fiber board material from Forbo, and is available in 12 solid finishes. See website for details.
- Fabric Tackboards are 5/8" thick and are affixed to laminate panels using two-sided tape or velcro.
- An 18" high tackboard cannot be mounted to a TeamWorx privacy panel and should only be used for spine walls.
- For mounting to a wall, add OPT-TCKWAL for \$10 per tackboard for fabric caps/buttons to conceal screws.
- COM fabric will be priced as Grade 1.
- PLEASE NOTE THAT CERTAIN MOMENTUM AND C.O.M. FABRICS CANNOT BE USED FOR TACKBOARDS. CONFIRM FABRIC SUITABILITY WITH CUSTOMER SERVICE BEFORE ORDERING.

Add 5% Effective September 1, 2014


Tackboards

When Ordering, Please Remember to:

- 1) Replace ? with your desired fabric grade or 'F' for tackable fiber board.
- 2) Specify your fabric style and color.

← See page 58 for Momentum Fabric Grades →							
Model	Height	Length	Grade 'F'	Grade 1	Grade 2	Grade 3	Grade 4

22-Inch High Tackboard for Hutches or Wall Mount



TX-PTCK-2218-GR?	22	18		\$234	\$279	\$332	\$386
TX-PTCK-2220-GR?	22	20		\$236	\$281	\$335	\$389
TX-PTCK-2222-GR?	22	22		\$236	\$281	\$335	\$389
TX-PTCK-2224-GR?	22	24		\$236	\$281	\$335	\$389
TX-PTCK-2226-GR?	22	26		\$242	\$287	\$341	\$395
TX-PTCK-2228-GR?	22	28		\$242	\$287	\$341	\$395
TX-PTCK-2230-GR?	22	30		\$242	\$287	\$341	\$395
TX-PTCK-2232-GR?	22	32		\$249	\$305	\$362	\$418
TX-PTCK-2234-GR?	22	34		\$249	\$305	\$362	\$418
TX-PTCK-2236-GR?	22	36		\$249	\$305	\$362	\$418
TX-PTCK-2238-GR?	22	38		\$255	\$311	\$368	\$424
TX-PTCK-2240-GR?	22	40		\$255	\$311	\$368	\$424
TX-PTCK-2242-GR?	22	42		\$255	\$311	\$368	\$424
TX-PTCK-2244-GR?	22	44		\$262	\$319	\$375	\$432
TX-PTCK-2246-GR?	22	46		\$262	\$319	\$375	\$432
TX-PTCK-2248-GR?	22	48		\$262	\$319	\$375	\$432
TX-PTCK-2250-GR?	22	50		\$288	\$350	\$413	\$476
TX-PTCK-2252-GR?	22	52		\$288	\$350	\$413	\$476
TX-PTCK-2254-GR?	22	54		\$288	\$350	\$413	\$476
TX-PTCK-2256-GR?	22	56		\$340	\$416	\$491	\$566
TX-PTCK-2258-GR?	22	58		\$340	\$416	\$491	\$566
TX-PTCK-2260-GR?	22	60		\$340	\$416	\$491	\$566
TX-PTCK-2262-GR?	22	62		\$369	\$445	\$520	\$595
TX-PTCK-2264-GR?	22	64		\$369	\$445	\$520	\$595
TX-PTCK-2266-GR?	22	66		\$369	\$445	\$520	\$595
TX-PTCK-2268-GR?	22	68		\$375	\$470	\$564	\$658
TX-PTCK-2270-GR?	22	70		\$375	\$470	\$564	\$658
TX-PTCK-2272-GR?	22	72		\$375	\$470	\$564	\$658
TX-PTCK-2274-GR?	22	74		\$391	\$485	\$579	\$673
TX-PTCK-2276-GR?	22	76		\$391	\$485	\$579	\$673
TX-PTCK-2278-GR?	22	78		\$391	\$485	\$579	\$673
TX-PTCK-2280-GR?	22	80		\$404	\$499	\$593	\$687
TX-PTCK-2282-GR?	22	82		\$404	\$499	\$593	\$687
TX-PTCK-2284-GR?	22	84		\$404	\$499	\$593	\$687
TX-PTCK-2286-GR?	22	86		\$434	\$529	\$630	\$737
TX-PTCK-2288-GR?	22	88		\$441	\$538	\$640	\$749
TX-PTCK-2290-GR?	22	90		\$448	\$547	\$651	\$761
TX-PTCK-2292-GR?	22	92		\$455	\$556	\$661	\$773
TX-PTCK-2294-GR?	22	94		\$463	\$564	\$672	\$786
TX-PTCK-2296-GR?	22	96		\$470	\$573	\$682	\$798

- Sizes above are exact to within 1/8".
- Fabric Tackboards are 5/8" thick and are affixed to laminate panels using two-sided tape or velcro.
- A 22" high tackboard cannot be mounted to a TeamWorx privacy panel and should only be used for mounting to a wall or hutch.
- For mounting to a wall, add OPT-TCKWAL for \$10 per tackboard for fabric caps/buttons to conceal screws.
- COM fabric will be priced as Grade 1.
- PLEASE NOTE THAT CERTAIN MOMENTUM AND C.O.M. FABRICS CANNOT BE USED FOR TACKBOARDS. CONFIRM FABRIC SUITABILITY WITH CUSTOMER SERVICE BEFORE ORDERING.

Add 5% Effective September 1, 2014

Power and Data Options

ABOUT TEAMWORX POWER AND DATA OPTIONS

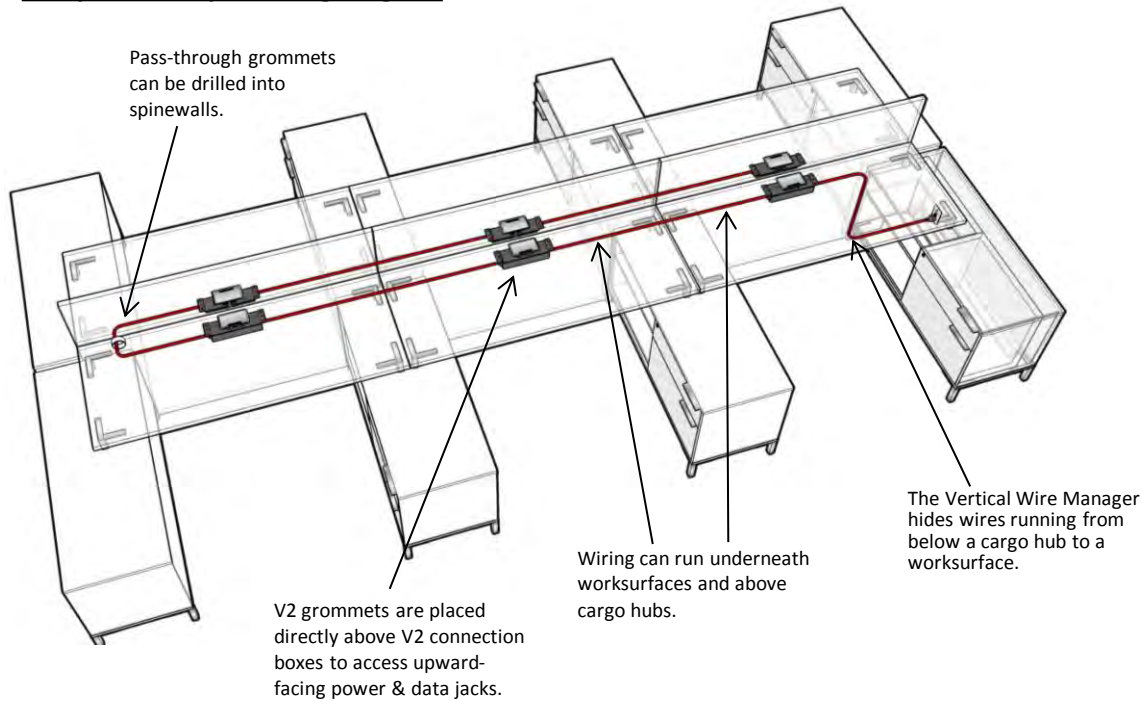
TeamWorx offers two daisy-chained power systems. All components are **UL-listed** and made in the USA.

In a daisy-chained system, power only needs to be provided to the first station in a cluster, and that first station then “passes on” the power to the next station, which passes it to the next station, and so-on. Daisy-chained systems are also considered safer, and may be required in certain installations due to safety regulations.

Our **V2 system** offers daisy-chained power plus data, and includes a worksurface flip-top grommet for accessing the upward-facing power/data units. It is a 4-wire/2-circuit system.

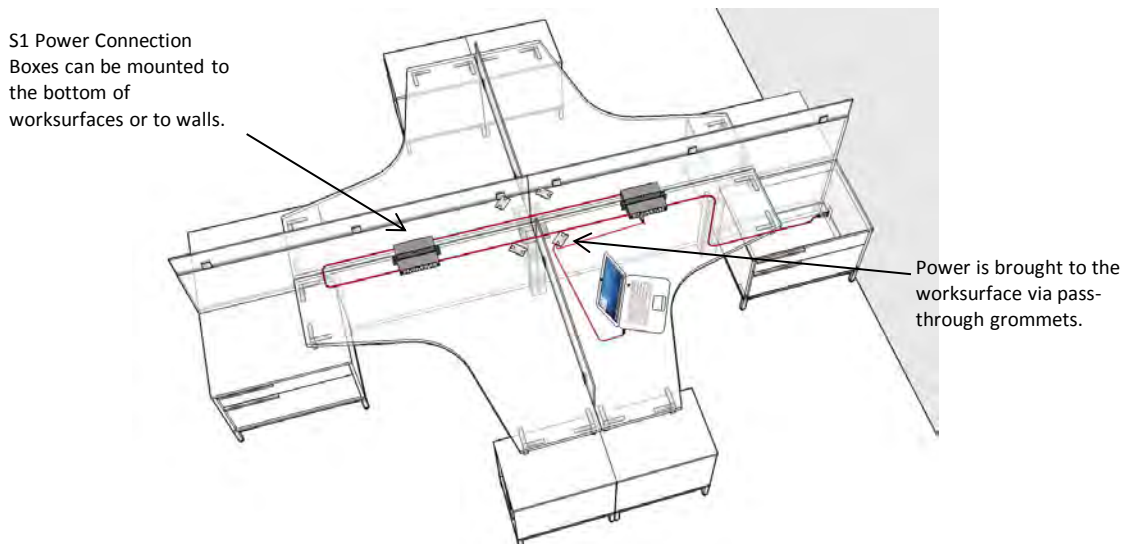
Our **S1 system** is a value-priced daisy-chained system that requires pass-through grommets to bring power cabling to the worksurface. It offers one option with data and one option without data. It is an 8-wire/3-circuit system.

V2 System Sample Wiring Diagram



Approximate list price as shown above: **\$2,544** (\$424 per station). Pricing assumes 60" interconnect cables and platinum finish grommet.

S1 System Sample Wiring Diagram



Approximate list price as shown above: **\$1,174** (\$294 per station). Pricing assumes 72" interconnect cables and rectangular pass-through grommet.

Add 5% Effective September 1, 2014

Power and Data Options

Model	Price
-------	-------

V2 System Daisy-Chain Plug-In Electrical Starter Cable



TX-ELV2-01-72	(72" length)	\$214
<ul style="list-style-type: none"> Plugs into regular 3-prong outlet. Requires one 15 amp electrical source to support up to four V2 Connection Boxes. Can only be used with circuit 1 connection box. 		

V2 System Daisy-Chain Hardwire Electrical Starter Cable



TX-ELV2-11-72	(72" length)	\$146
TX-ELV2-11-108	(108" length)	\$181
TX-ELV2-11-144	(144" length)	\$216
<ul style="list-style-type: none"> Capable of supporting up to 10 V2 Connection Boxes as follows: <ul style="list-style-type: none"> one 15 amp electrical source to support up to four V2 Connection Boxes. one 20 amp electrical source to support five V2 Connection Boxes. two 20 amp electrical sources to support up to 10 V2 Connection Boxes. 		

V2 System Daisy-Chain Interconnect Cable



TX-ELV2-02-36	(36" length)	\$118
TX-ELV2-02-48	(48" length)	\$132
TX-ELV2-02-60	(60" length)	\$144
TX-ELV2-02-72	(72" length)	\$156
TX-ELV2-02-84	(84" length)	\$167
TX-ELV2-02-96	(96" length)	\$179
<ul style="list-style-type: none"> Interconnect cables continue the power supply between multiple Connection Boxes (TX-ELV2-03 and TX-ELV2-04). 		

V2 System Daisy-Chain Pass-Through Extension Cable



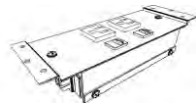
TX-ELV2-06-36	(36" length)	\$118
TX-ELV2-06-48	(48" length)	\$132
TX-ELV2-06-60	(60" length)	\$144
TX-ELV2-06-72	(72" length)	\$156
TX-ELV2-06-84	(84" length)	\$167
TX-ELV2-06-96	(96" length)	\$179
<ul style="list-style-type: none"> Plugs into and extends V2 Interconnect Cable. 		

V2 System Daisy-Chain 'T' Junction



TX-ELV2-05-DT	\$132
---------------	-------

V2 System Daisy-Chain Power/Data Connection Box



UNITS WITH 2 POWER OUTLETS ABOVE WORKSURFACE ONLY		
TX-ELV2-03-C1	(circuit 1 with RJ45 cut outs)	\$170
TX-ELV2-03-C2	(circuit 2 with RJ45 cut outs)	\$170



Jacks not included

UNITS WITH 2 POWER OUTLETS ABOVE WORKSURFACE AND TWO POWER OUTLETS BELOW WORKSURFACE		
TX-ELV2-04-C1	(circuit 1 with RJ45 cut outs)	\$240
TX-ELV2-04-C2	(circuit 2 with RJ45 cut outs)	\$240

- Includes two cut outs for RJ45 CAT6 data jacks. For RJ45 jacks, add TX-ELV2-RJ45 for \$50 per jack.
- Unit should be used with hinged grommet TX-ELV2-08 shown below.
- Includes mounting brackets. Black finish only.

V2 System Hinged Surface Grommet for Daisy-Chain Power/Data Connection Box



TX-ELV2-08-ST	(brushed steel finish – best match for TeamWorx hardware)	\$168
TX-ELV2-08-PL	(platinum finish – similar to aluminum)	\$97
TX-ELV2-08-BL	(black finish)	\$93
TX-ELV2-08-WT	(white finish)	\$125

- Please provide drawing to specify placement.
- Unit is best utilized by placing it directly above the V2 Power/Data Connection Box.

Add 5% Effective September 1, 2014

Power and Data Options

Model	Price
-------	-------

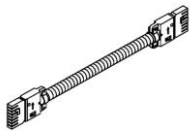
S1 System Daisy-Chain Hardwire Electrical Starter Cable



TX-ELS1-11-72	(72" length)	\$162
TX-ELS1-11-108	(108" length)	\$202
TX-ELS1-11-144	(144" length)	\$242

- Capable of supporting up to 15 S1 Connection Boxes as follows:
 - one 15 amp electrical source to support up to four S1 Connection Boxes.
 - one 20 amp electrical source to support five S1 Connection Boxes.
 - two 20 amp electrical sources to support up to 10 S1 Connection Boxes.
 - three 20 amp electrical sources to support up to 15 S1 Connection Boxes.


S1 System Daisy-Chain Interconnect Cable



TX-ELS1-02-36	(36" length)	\$138
TX-ELS1-02-48	(48" length)	\$151
TX-ELS1-02-60	(60" length)	\$162
TX-ELS1-02-72	(72" length)	\$176
TX-ELS1-02-84	(84" length)	\$189
TX-ELS1-02-96	(96" length)	\$203

- Interconnect cables continue the power supply between multiple Connection Boxes.

S1 System Daisy-Chain Pass-Through Extension Cable



TX-ELS1-06-36	(36" length)	\$138
TX-ELS1-06-48	(48" length)	\$151
TX-ELS1-06-60	(60" length)	\$162
TX-ELS1-06-72	(72" length)	\$176
TX-ELS1-06-84	(84" length)	\$189
TX-ELS1-06-96	(96" length)	\$203

- Plugs into and extends S1 Interconnect Cable.

S1 System Daisy-Chain Power Connection Box



TX-ELS1-03	\$89
------------	------

- All units include three power outlets with below worksurface access. Requires pass-through grommets to bring wiring to worksurface.
- Includes circuit 1, circuit 2, and IG circuit. Building electrical should have three individual circuits at connection point.
- The IG circuit is shielded for use with sensitive hardware such as desktop computers.
- Additional circuits available on request.
- Includes mounting brackets. Black finish only.

S1 System Data + Power Pak



Shown with jacks installed.
Unit ships without jacks.

TX-ELS1-05	\$280
------------	-------

- Can be mounted to a wall or underside of worksurface.
- Includes S1 Power Connection Box and chassis with two interface plates each with two keystone jack cut-outs (IP-A-BL-A-4K0).
- Unit does not include jacks.
- Contact customer service for additional interface plate options such as USB, VGA, and HDMI.
- Requires pass-through grommets to bring wiring to worksurface.
- Unit can be easily shared by two users.
- Requires pass-through grommets to bring wiring to worksurface.

Add 5% Effective September 1, 2014

Power and Data Options

Model	Price
-------	-------

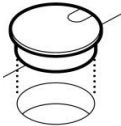
Non-Daisy-Chain Upward Facing Power/Data Grommet



TX-ELV1-01	\$200
------------	-------

- Please provide drawing of desired placement.
- Includes three power outlets – two for above worksurface access and one for below worksurface access.
- Includes two cut outs for RJ45 CAT6 data jacks. For RJ45 jacks, add TX-ELV2-RJ45 for \$50 per jack.
- Unit can be used with round or rectangular pass-through grommets (min. 2.5") or with hinged grommet TX-ELV2-08.
- Includes mounting brackets. Black finish only. 72" cord.

Round Pass-Through Grommet



TX-OPT-GRO-1	2.5" Black Plastic Grommet	\$16
TX-OPT-GRO-6	2.5" Stainless Steel Grommet	\$27

- Please provide drawing of desired placement.

Rectangular Pass-Through Grommet (Steel)



TX-OPT-GRO-35	\$32
---------------	------

- Please provide drawing of desired placement.
- Stainless steel finish. 3-3/4" x 2-1/4" overall size.

G-Shaped Plastic Wire Management Channel



OPT-TT-GCHN	Per 8 Linear Feet	\$50
-------------	-------------------	------

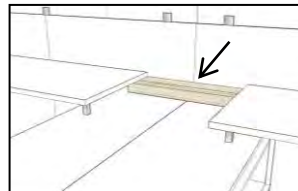
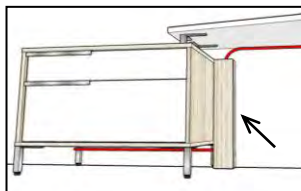
- Channel size is 1-1/2" diameter. Secures with screws, staples or double-sided tape.
- Flexible corner opening for easy insertion of wires.
- **Supplied in 8-foot increments only. Must be field installed.**

L-Shaped Wire Management Channel



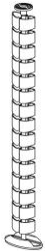
OPT-TT-LCHN-12	(3" x 3" x 12")	\$52
OPT-TT-LCHN-14	(3" x 3" x 14")	\$52
OPT-TT-LCHN-16	(3" x 3" x 16")	\$58
OPT-TT-LCHN-18	(3" x 3" x 18")	\$58
OPT-TT-LCHN-20	(3" x 3" x 20")	\$58
OPT-TT-LCHN-22	(3" x 3" x 22")	\$58
OPT-TT-LCHN-24	(3" x 3" x 24")	\$58
OPT-TT-LCHN-26	(3" x 3" x 26")	\$64
OPT-TT-LCHN-28	(3" x 3" x 28")	\$64
OPT-TT-LCHN-30	(3" x 3" x 30")	\$64
OPT-TT-LCHN-32	(3" x 3" x 32")	\$64
OPT-TT-LCHN-34	(3" x 3" x 34")	\$64
OPT-TT-LCHN-36	(3" x 3" x 36")	\$64
OPT-TT-LCHN-38	(3" x 3" x 38")	\$72
OPT-TT-LCHN-40	(3" x 3" x 40")	\$72
OPT-TT-LCHN-42	(3" x 3" x 42")	\$72
OPT-TT-LCHN-44	(3" x 3" x 44")	\$72
OPT-TT-LCHN-46	(3" x 3" x 46")	\$72
OPT-TT-LCHN-48	(3" x 3" x 48")	\$72

- Covers wiring running vertically or horizontally, particularly where a cargo hub abutts drywall or TeamWorx laminate spinewall.
- Choose 24" length to vertically abutt to cargo hub as shown in left drawing below.
- 3/4" thermofuse laminate material only. Ships with double-sided tape for securing to walls and surfaces.



Power and Data Options

Model	Price
Vertebra Wire Manager	
TX-MGMT-02-SV	\$120



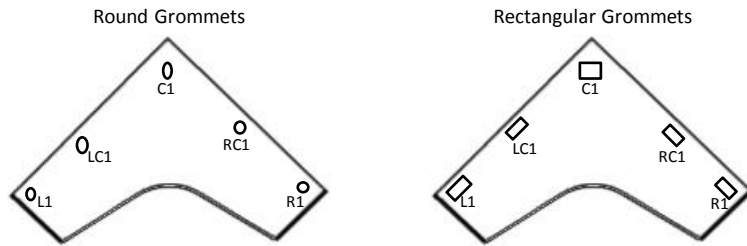
- Plastic material. Metallic silver finish.
- Includes weighted base, edge clip, and installation screws.

Add 5% Effective September 1, 2014

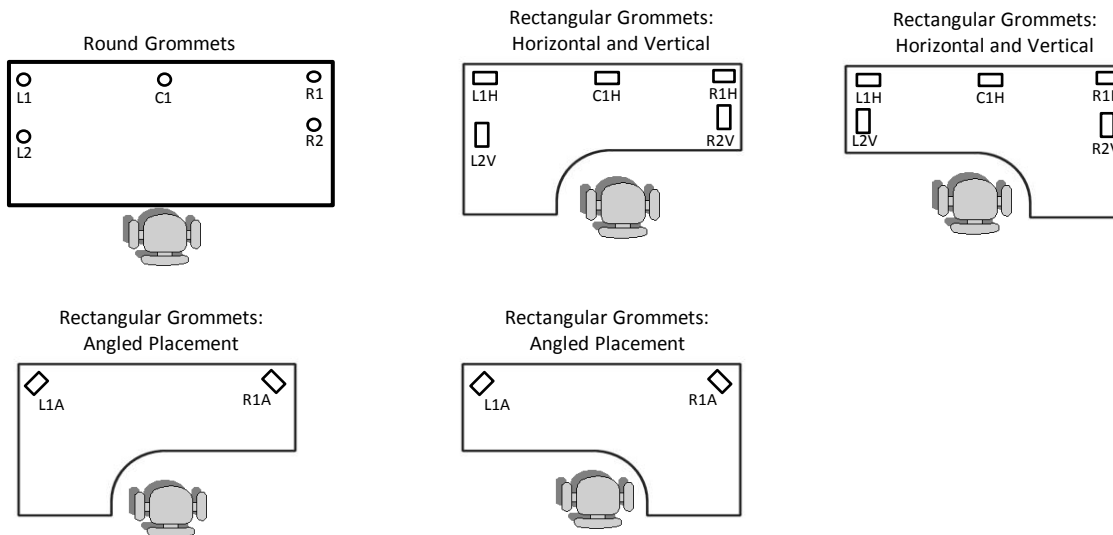
Grommet Location Guide

When ordering grommets, please specify placement as follows:

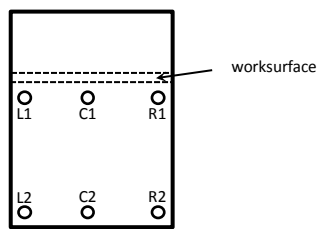
SYMMETRICAL CORNER WORKSURFACES (tapering boomerang, non-tapering boomerang, and 120 degree corner only)



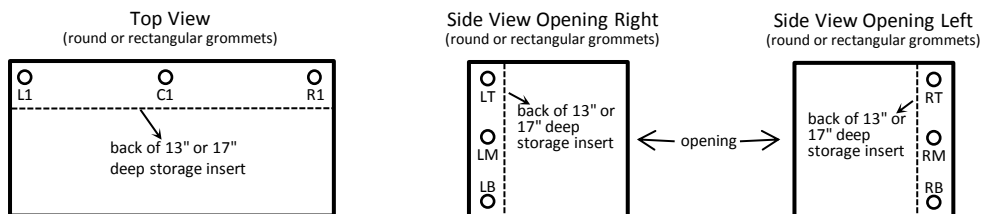
ALL OTHER WORKSURFACES (including non-symmetrical corner units)



SPINEWALL PANELS



CARGO HUBS -- 24" DEPTH ONLY WITH 17" INSERTS or 19" DEPTH WITH 13" INSERTS*



**Note: grommets can only be placed in 24" deep cargo hubs where 17" deep inserts are used, or in 19" deep cargo hubs where 13" deep inserts are used. All cargo hubs come standard with wire pass through openings on the bottom.*

Momentum Fabrics for Cushions and Tackboards

Only those fabrics shown below are available through DeskMakers. All other Momentum fabrics will be considered C.O.M., and can be ordered by contacting Momentum directly at 800-366-6839.

Contact DeskMakers customer service or your sales representative for a copy of our Momentum Fabric Selection card. Fabric samples can be ordered directly from Momentum at www.themomgroup.com.

PATTERN	GRADE	PATTERN	GRADE
Ace	3	Kayo	2
Agora	4	Knack	3
Axis	3	Marquee	4
Bangle	2	Mime	3
Basis	2	Mix	4
Beam	4	Moda	2
Beeline	4	Origin	1
Boom	4	Pearl	4
Cachet	3	Perk	2
Canter	4	Pinpoint	3
Cashmere	4	Pivot	2
Cinch	2	Quirk	4
Clang	4	Racer	4
Context	2	Ratio	2
Core	2	Realm	4
Current	3	Russo	3
Epic	3	Savant	4
Expo	2	Schema	4
Form	4	Sector	3
Free	4	Sequence	4
Fuse	2	Solo	4
Gauge	3	Solo2	4
Glam	4	Stance	4
Gusto	4	Tangent	2
Hue	3	Tate	2
Impact	4	Trek	3
Insight	1	Valet	4
Intermix	4	Vario	4
Intersect	4	Venue	4
Interval	2	Via	4
Jargon	3	Vox	2

Terms and Conditions of Sale

PAYMENT TERMS

2% 10, Net 30. Days are measured from date of invoice, which is generally the day of shipment. A penalty charge of 1.5% per month will be added to all accounts past 30 days. **Quick-pay discount is not available for credit card payments or for customers who do not have credit terms with DeskMakers.** Payment must be received by DeskMakers by the 10th day to qualify for quick-pay discount.

In the event that DeskMakers is required to engage a collection agency or attorney in order to enforce invoice payment, the customer will be responsible for reimbursement of all reasonable fees charged DeskMakers by such entities.

CREDIT POLICY

Credit terms will be extended at the discretion of DeskMakers, Inc. upon verification of industry trade and business references. Until open credit terms are established, a fifty percent (50%) deposit may be required before production begins. If our credit investigation is not complete at the time the order is ready for will call or shipment, a request for payment of the balance in full will be made at that time. All orders of more than \$5,000 will require a 50% deposit regardless of past credit, and DeskMakers reserves the right to change its deposit requirements at any time.

CANCELLATIONS

All cancellations of orders must be acknowledged in writing before the order goes into production. If production has begun, the account will be responsible for the entire invoice cost of the order that is cancelled.

SHIPPING/FREIGHT

All prices are F.O.B. DeskMakers, Inc. factory, Commerce, California. Items will be shipped blanket-wrapped unless cartoning is specified for an additional charge. All freight and shipping charges are the sole responsibility of the customer. Orders will be shipped Best Way at the discretion of the factory unless otherwise denoted on your purchase order. DeskMakers, Inc. releases responsibility to the freight company when they sign our Bill of Lading and leave our shipping dock. Upon release to a common carrier, all risk of loss or damage is shifted to the buyer. All freight damage claims should be made with the carrier and not DeskMakers, Inc.

ORDER ACKNOWLEDGEMENTS

DeskMakers, Inc. will send acknowledgements for all purchases via fax, regular mail, or email. **It is the customer's responsibility to double-check the acknowledgement and inform DeskMakers immediately of any errors or omissions.** The acknowledgement acts as the final agreement between the customer and DeskMakers, and supersedes all previous communication.

SELLER NON-PERFORMANCE/LIMITATION OF LIABILITY

DeskMakers, Inc. shall not be held liable for any subsequent damages or losses caused by any failure on our part to produce and/or deliver an order correctly or in a timely fashion, regardless of whether such failure is the fault of DeskMakers, Inc. CUSTOMER'S SOLE REMEDY UNDER DESKMAKERS' WARRANTY IS THE REPAIR OR REPLACEMENT OF DEFECTIVE PRODUCT.

RETURNS AND SERVICE AUTHORIZATIONS

ALL returns for any reason must be pre-approved by DeskMakers prior to return. DeskMakers, Inc. must be notified in writing as to the reason for the return. Once the return is approved, a written Return Authorization form (RA) will be issued by the factory. No returns will be accepted without a written and approved RA.

The factory will inspect all returns and determine the degree of manufacturer responsibility for any defects. If it is determined the problem resulted from freight, handling, abuse, or improper installation, we may offer to repair the products for a fee. DeskMakers is under no obligation to accept returned merchandise, or grant any credits for such merchandise in cases where a customer wishes to return merchandise for reasons other than DeskMaker's error.

SPECIAL ORDERS

Special orders must be submitted in writing with an approved sketch or drawing. Custom configurations, colors, and features are available. Please call our customer service for pricing quotes. Allow extra time for special handling. Special custom orders are subject to a fifty percent (50%) deposit.

PRICING/SPECIFICATIONS

All prices are Manufacturer's Suggested Retail Prices F.O.B. DeskMakers, Inc. factory Los Angeles, CA, and are subject to change without notice. Possession of this Retail Price List does not constitute an offer to sell. Specifications listed in this Retail Price List are approximate and not exact. DeskMakers, Inc. reserves the right to make changes or modifications to the product line when necessary WITHOUT NOTICE.

Limited Lifetime Warranty

(Effective for Furniture Sold as of January 1, 2013)

DeskMakers, Inc. furniture is warranted against defects in material and workmanship given normal usage and care for as long the original purchaser owns it.

DeskMakers will repair or replace at its option, and at its own cost, any product that develops a defect during the warranty period. In some cases, DeskMakers may elect to refund the customer's original purchase price (less reasonable depreciation) in lieu of repair or replacement. Repair, replacement, or refund is the purchaser's sole remedy, the choice of which rests solely with DeskMakers. DeskMakers shall not be liable for any incidental or consequential damages including lost profits and loss of use of product.

Limitations

- The warranty for wood guest chair frames shall be limited to 10 years.
- The warranty for PVC edges, wood veneer edges, HPL edges, mechanical parts such as ball bearing slides, door hinges, floor glides, fabric (except for C.O.M. fabrics), seating foam, and wood veneer surfaces shall be limited to five (5) years.
- The warranty for training tables shall be limited to three (3) years.
- The warranty for engineered-to-order "custom" products shall be limited to three (3) years.
- This warranty does not cover:
 - Normal wear and tear.
 - The color fastness of any laminate, wood, or fabric, as such colors can fade or darken with normal use and as a result of exposure to light.
 - Customer's Own Materials (C.O.M.).
 - Damage caused by placing anything other than hanging files in file drawers.
 - Rental furniture.
 - Labor and service.

Normal Usage

This warranty does not apply to damages or failures resulting from misuse, abuse, negligence, or improper care. For casegoods, tables, and desking, normal usage is limited to 40 hours per week. For seating, normal usage is limited to 40 hours per week by individuals of 250 lbs. or less.