



HOVER

Retail Pricing Effective 2016

Version 4-6-2016

DeskMakers



















HOVER

Table of Contents	Page
Laminates	4
Height Adjustable Base Finishes	5
Product Details	6-29
Height Adjustable Bases	6-11
Hover Troughs Overview	12
Worksurfaces	13-15
Platform Troughs	16-17
Raised Panel Troughs	18-19
Partition Troughs	20-21
Privacy Options	22-25
Storage Options	26-27
Electrical	28-29
Worksurfaces	30-33
Height Adjustable Bases	34-39
Platform Troughs	40-41
Raised Panel Troughs	42-43
Partition Troughs	44-51
120 Troughs	52-57
Single Sided Troughs	58-67
End Panels	68-71
Divider Panels	72-73
Extension Panels	74
Accessories	75
Power	76-77
Terms and Conditions	78
Warranty	79





Hover allows you to mix DeskMakers standard thermofuse laminates (TFL) and high-pressure laminates (HPL) to suit your design needs.

Matching 2MM PVC edgebanding is available for all Standard and Premium TFL finishes shown here.

Standard Thermofuse Laminate Finishes (TFL)

	Black Matching Matte HPL: Arborite AAS405CAP		Dove Grey Matching Matte HPL: Wilsonart D92-60		Mahogany Matching Matte HPL: Wilsonart 7122T-60		Spice Walnut Matching Matte HPL: Pionite WW561-N
	Black Forest Walnut Matching Matte HPL: Pionite WX421 Witchcraft <i>*Not an exact match</i>		Gunmetal Grey Matching Matte HPL: Nevamar S6-20-T		Oil Cherry Matching Matte HPL: Pionite WC421-S		Tenino Grey Matching Matte HPL: Limited availability; call customer service
	Café Latte Matching Matte HPL: Not Available		Hardrock Maple Matching Matte HPL: Formica 86992-58		Regal White Matching Matte HPL: Arborite 550 Elegant White		Tuscan Walnut Matching Matte HPL: Arborite AAW-444-FPP
	Cognac Matching Matte HPL: Pionite HP336N Sunset		Iconic Maple Matching Matte HPL: Nevamar WM0047-T <i>*Not an exact match</i>		Rift Cut Oak Matching Matte HPL: Formica 118-58		Yorkshire Cherry Matching Matte HPL: Pionite WC411-N

Premium Textured Thermofuse Laminate Finishes (TFL)

	Iron Hemlock Matching Matte HPL: Pionite W163-OZ Looks Likatre		Natural Ash Matching Matte HPL: Formica 8842-WR		Nightfall Matching Matte HPL: Pionite W292-OZ		Oxford White Matching Matte HPL: Pionite S411-OZ
---	--	---	--	---	--	---	---

Premium textured require a 10% upcharge. Add item code OP-TTFL-1.

High-Pressure Laminate Finishes (HPL)

Pricing shown in this price list applies only to non-premium HPL's as follows:

- Wilsonart: Solids, Woodgrains, and Abstracts in Matte (-60) finish,
- Formica: Color Portfolio, Woodgrains, and Patterns in Matte (-58) finish
- Pionite: Solids, Woodgrains, and Abstracts in Suede (N) finish

Call customer service for pricing for all other HPLs from the above companies, or for pricing for HPL from Arborite and Nevamar.

Additional lead times required for HPL orders depending on material availability and order complexity.

HPL with self-edge is available on Hover worksurfaces. On the trough units, HPL must be combined with a standard 2MM DeskMakers PVC edgebanding. For self-edge, thin PVC, or 3MM PVC please contact customer service.

Type A & E Bases - Standard Metal Finishes



Midnight



Heather Gray



Fresh Snow



Asphalt

Type A & E Bases - Premium Metal Finishes

Type A Base premium metal finishes require a 10% upcharge. Add item code OP-HVMT-1.




Barn Red



Blood Orange



Sunset




Lemon Yellow




Denim



Deep Ocean



Hunter




Moss

Type B, C & D Bases - Standard Metal Finishes



Midnight



Heather Gray



Fresh Snow

Height Adjustable Bases

Type A - Electric



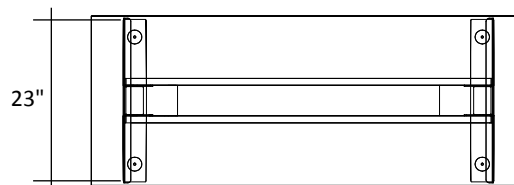
Features

Number of Legs	2 or 3
Height Range w/ Worksurface	27" - 46"
Number of Stages	2
Worksurface Lengths	48" - 84" in 6" increments
Worksurface Depths	24", 30" & 36"
Lifting Capacity	250 lbs (includes worksurface)
Adjustment Speed	1.5"/second
Cord Length	118" long
Finishes	4 standard, 8 at upcharge

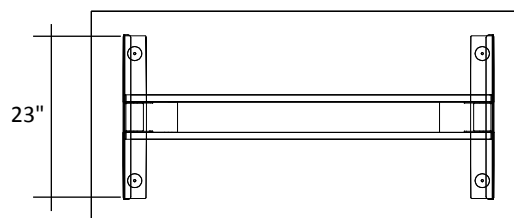
Foot Length

* A 60" long worksurface is shown in examples below.

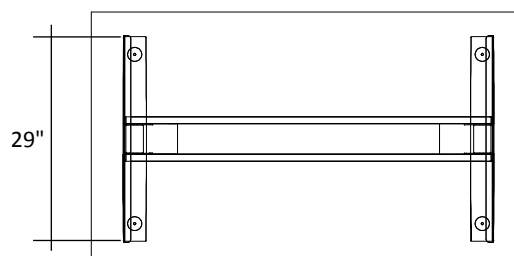
24" Deep Worksurface



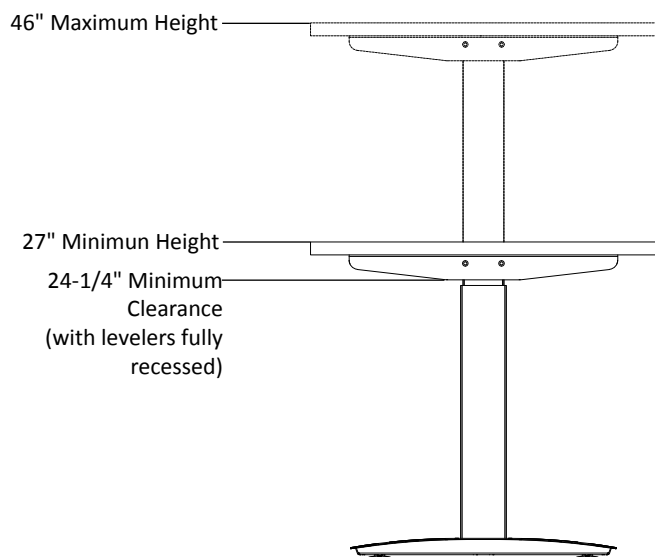
30" Deep Worksurface



36" Deep Worksurface



* 29" foot may also be specified for 30" worksurfaces.



Height Adjustable Bases

Type B - Electric




Features

Number of Legs	2
Height Range w/ Worksurface	28-1/2" - 47-1/4"
Number of Stages	2
Worksurface Lengths	48" - 84" in 6" increments
Worksurface Depths	24", 30" & 36"
Lifting Capacity	200 lbs (includes worksurface)
Adjustment Speed	1.125"/second
Cord Length	72" long
Finishes	3 standard

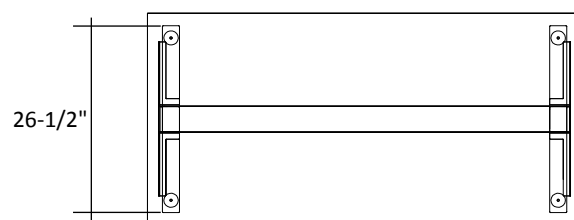
Foot Length

* A 60" long worksurface is shown in examples below.

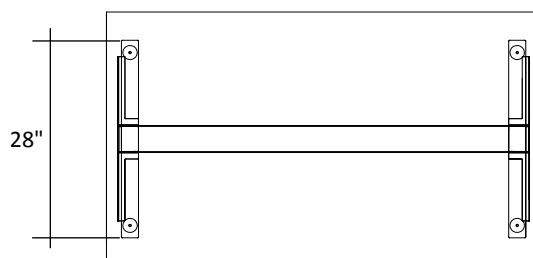
24" Deep Worksurface



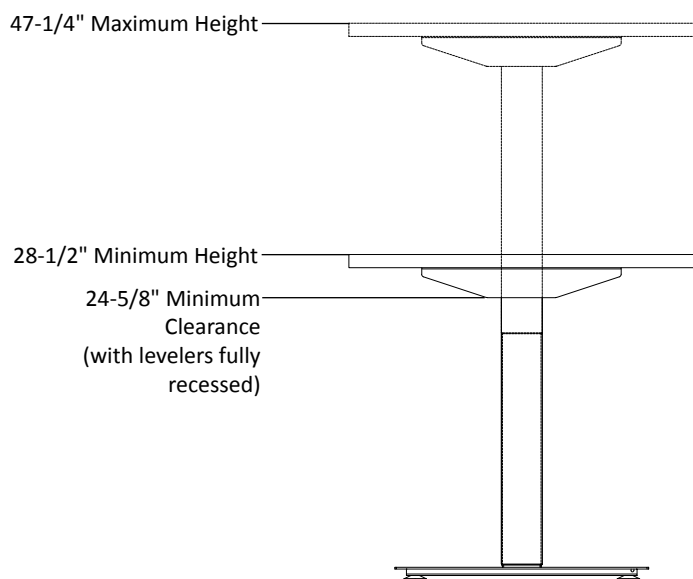
30" Deep Worksurface



36" Deep Worksurface



* 28" foot may also be specified for 30" worksurfaces.



Options for Electric Height Adjustable Bases

Standard Up/Down Control



- Standard on Type A and Type B bases
- Simple Up/Down function
- After 2 minutes defaults control box to standby mode

Programmable Digital Control



- Available on Type A and Type B bases, OP-CNTL-DIGI for \$115
- Save 4 different positions
- LCD display
- Set in centimeters or inches
- After 2 minutes defaults control box to standby mode

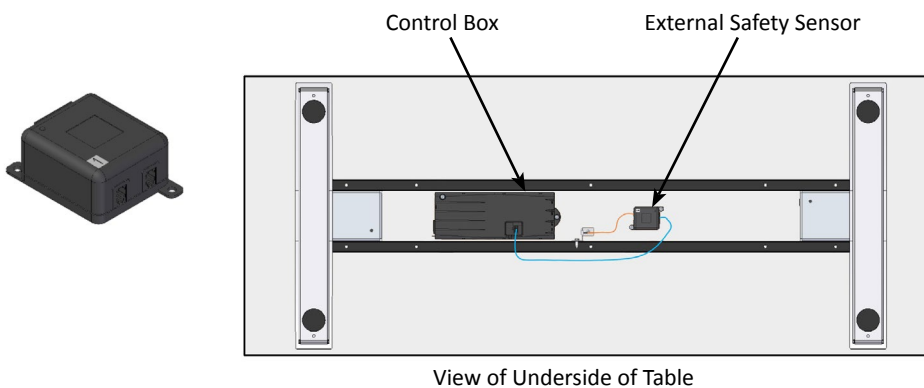
Locking Casters

All Hover height adjustable bases are available with optional locking casters. Casters increase the overall table height by 2".



External Safety Sensor

An External Safety Sensor is able to detect even the smallest deformation. When a collision or restriction of movement is detected, the External Safety Sensor triggers the motors to move in the opposite direction to release the pinched obstacle. The External Safety Sensor can be added to Type A and Type B bases at any time.



Hover electric height adjustable bases are equipped with Intelligent System Protection (ISP). ISP is used to protect base motors, control boxes and internal components from damage resulting from collision or restriction of movement. The ISP is not intended for protection of the end user.

Height Adjustable Bases

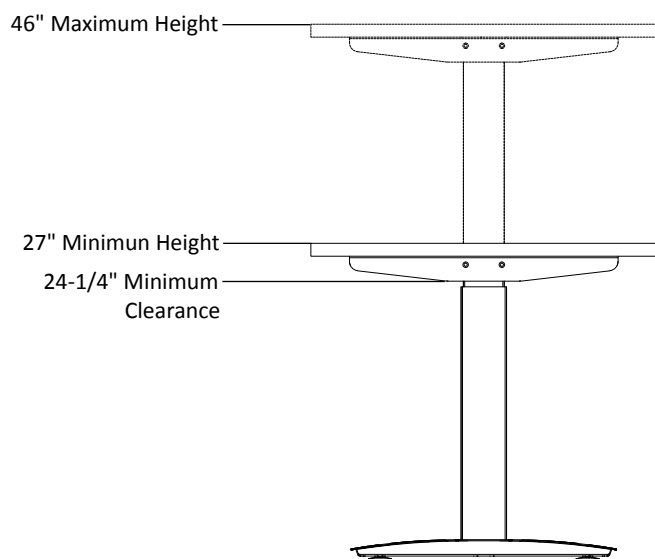
Type A - Pneumatic



Features

Number of Legs	2
Height Range w/ Worksurface	27" - 46"
Gas Cylinder (Newtons)	400
Worksurface Lengths	48" - 72" in 6" increments
Worksurface Depths	24", 30" & 36"
Neutral Point*	75 lbs (includes worksurface)
Adjustment Speed	Instant
Finishes	4 standard, 8 at upcharge

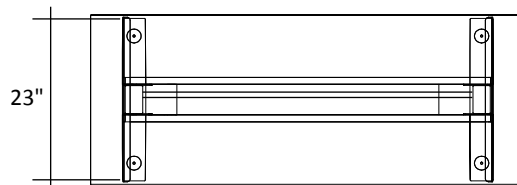
* Neutral Point is the weight on the base (including worksurface) at which it takes the same force to move the table up as it does to move it down.



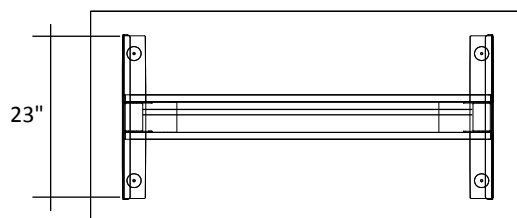
Foot Length

* A 60" long worksurface is shown in examples below.

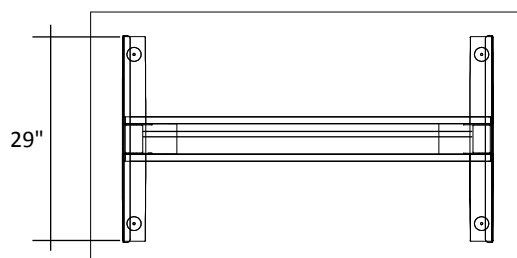
24" Deep Worksurface



30" Deep Worksurface



36" Deep Worksurface



* 29" foot may also be specified for 30" worksurfaces.

Height Adjustable Bases

Type C - Pneumatic
H-Base



Features

Number of Legs	1 pedestal
Height Range w/ Worksurface	27-1/2" - 44"
Gas Cylinder (Newtons)	400
Worksurface Lengths	48", 54" & 60"
Worksurface Depths	24" & 30"
Neutral Point*	61-80 lbs (w/top)
Adjustment Speed	Instant
Finishes	3 standard

* Neutral Point is the weight on the base (including worksurface) at which it takes the same force to move the table up as it does to move it down.

Height Adjustable Bases

Type D - Pneumatic
Wing Base



Features

Number of Legs	1 pedestal
Height Range w/ Worksurface	27-1/2" - 44"
Gas Cylinder (Newtons)	400
Worksurface Lengths (rectangular)	60", 66" & 72"
Worksurface Lengths (120 degree)	42" & 48"
Worksurface Depths	24" & 30"
Neutral Point*	61-80 lbs (w/top)
Adjustment Speed	Instant
Finishes	3 standard

* Neutral Point is the weight on the base (including worksurface) at which it takes the same force to move the table up as it does to move it down.

Height Adjustable Bases

Type E - Pneumatic
X-Base



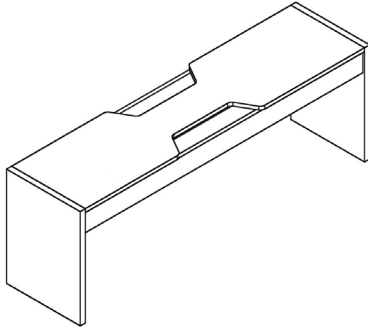
Features

Number of Legs	1 pedestal
Height Range w/ Worksurface	27-1/2" - 44"
Gas Cylinder (Newtons)	250
Worksurface Depths	30", 36" & 42"
Neutral Point*	61-80 lbs (includes worksurface)
Adjustment Speed	Instant
Finishes	4 standard, 8 at upcharge

* Neutral Point is the weight on the base (including worksurface) at which it takes the same force to move the table up as it does to move it down.

Hover Troughs

Hover offers three different trough types to provide varying levels of privacy and space division. Hover Troughs provide structure to route and conceal power, data and voice from floor core or wall locations to multiple workstations.

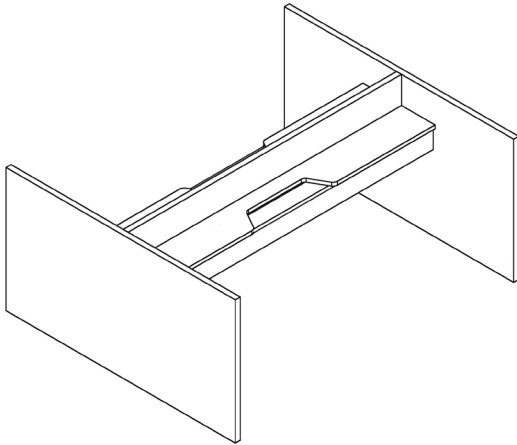


Platform Troughs

- Low profile, 23" high.
- Area under trough is open.
- Can be used with or without privacy panels.
- Privacy panels can be mounted directly to trough tops or worksurfaces.
- Available with trough height or desk height end panels.

Available as:

- Benching configurations
- 120 degree configurations

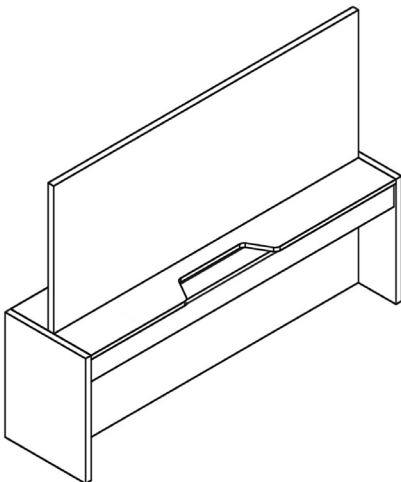


Raised Panel Troughs

- Center panel extends above the trough top 6", increasing height to 29" high.
- Area under trough is open.
- Can be used with or without privacy panels.
- Privacy panels can be mounted directly to raised center panel.
- Available only with desk height end panels.
- Divider panels and Extension wall panels can be added.

Available as:

- Benching configurations
- 120 degree configurations
- Single Sided configurations



Partition Troughs

- Center panel extends through the trough top. Center panel heights: 29", 36", 42" & 48" high.
- Center panel extends below the trough to the floor.
- Can be used with or without privacy panels.
- Privacy panels can be mounted directly to raised center panel.
- Panel mounted tackboards and whiteboard surfaces can be applied to the center panel for increased function.
- Available with trough height, desk height or center panel height end panels.
- Divider panels and Extension wall panels can be added.

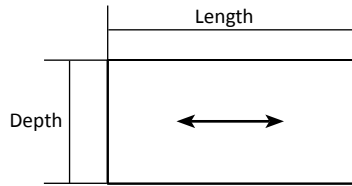
Available as:

- Benching configurations
- 120 degree configurations
- Single Sided configurations

Worksurfaces

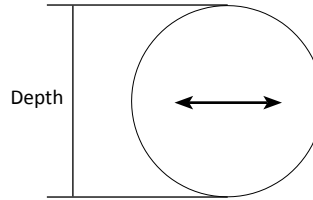
Hover worksurfaces are 1-1/8" thick with 45 pound industrial grade particle board core and are available in rectangular, round, 120 degree and 90 degree shapes. Worksurfaces are available in either TFL with 2MM PVC edge, HPL with 2MM PVC edge or HPL with self edge.

Rectangular



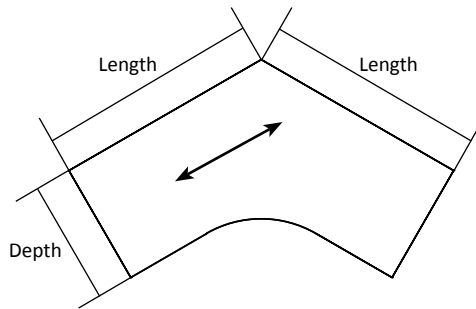
- Depths include 24", 30" and 36".
- Lengths include 48" to 84" in 6" increments.
- All dimensions are actual.

Round



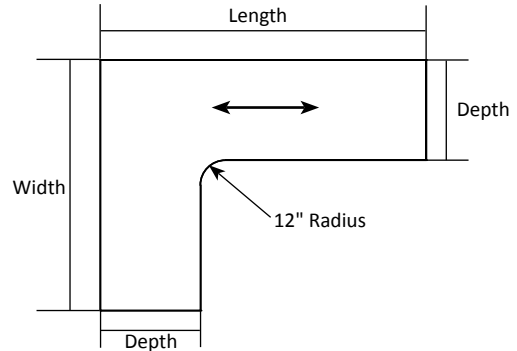
- Depths include 30", 36" and 42".
- All dimensions are actual.

120 Degree



- Depths include 24" and 30".
- Lengths include 42", 48" and 54".
- All dimensions are actual.

90 Degree



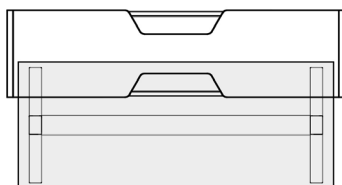
- Depths include 24"/24" and 30"/24".
- Lengths include 66", 72" and 78".
- Widths include 42", 48", 54" and 60".
- All dimensions are actual.

Worksurface Orientation

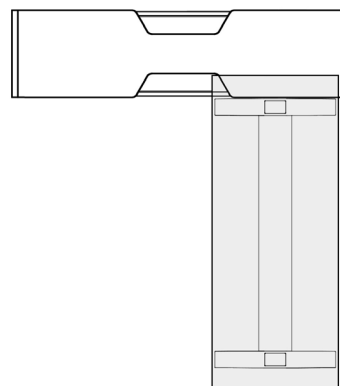
Hover worksurfaces can be placed either parallel or perpendicular to the trough unit in benching set-ups.

Note: Access to the interior of the troughs may be impeded by the placement of the height adjustable bases.

Parallel

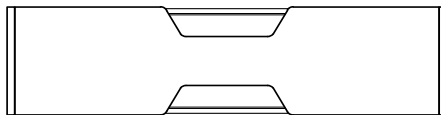


Perpendicular



Trough Cutout Locations

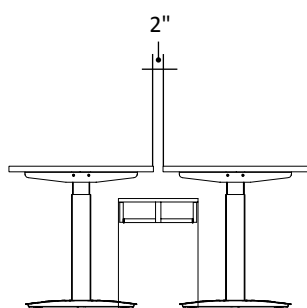
Wire access cutouts in the top of the trough are located in the center for ease of specification.



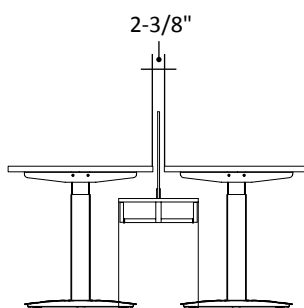
Worksurface Clearance with Privacy

Hover worksurfaces must maintain minimum clearances between worksurface edges and privacy panels or wall panels to minimize possible pinch point hazards.

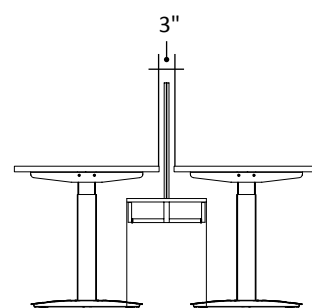
Platform Trough Clearances



No Privacy Panels

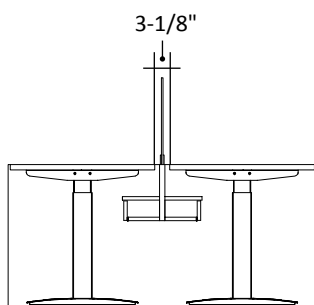


Glass/Acrylic Privacy Panels

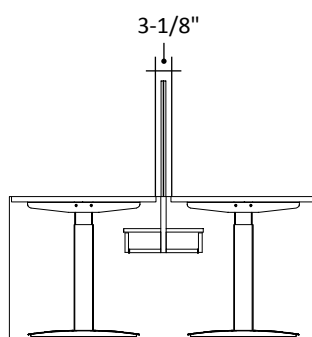


Double Sided Tackboard Privacy Panels

Raised Panel Trough Clearances

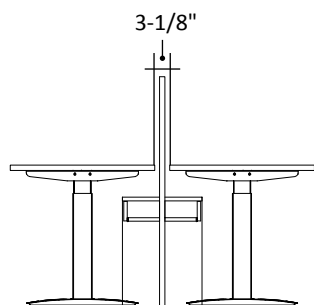


Glass/Acrylic Privacy Panels

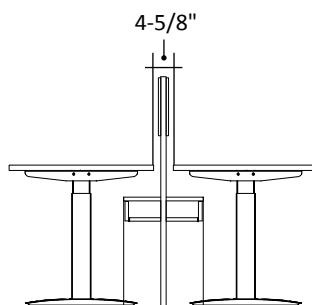


Double Sided Tackboard Privacy Panels

Privacy Trough Clearances



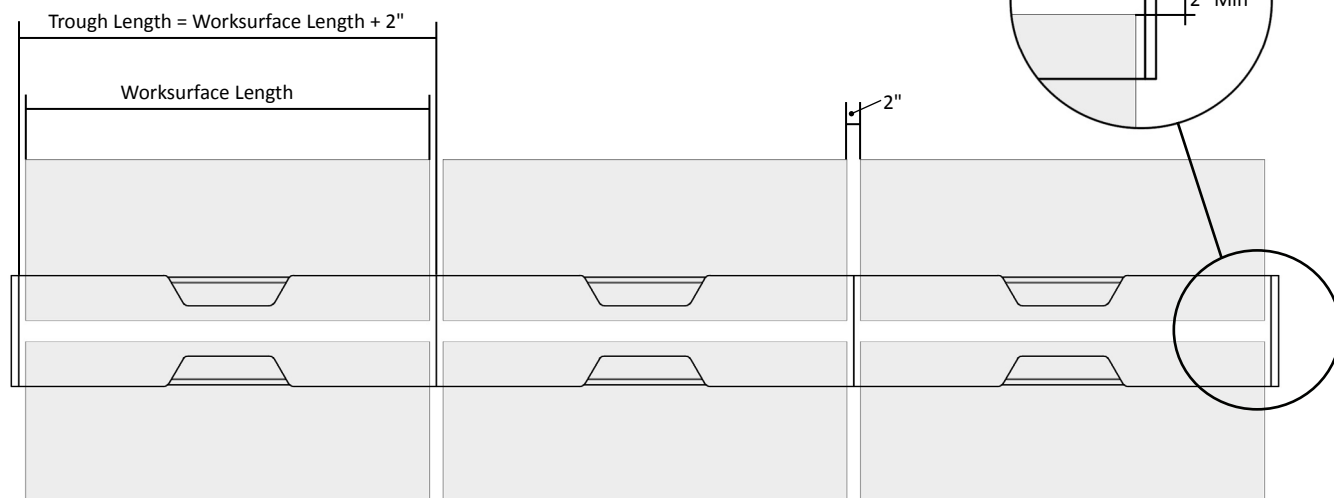
Center Panel Only



Panel Mounted Tackboards

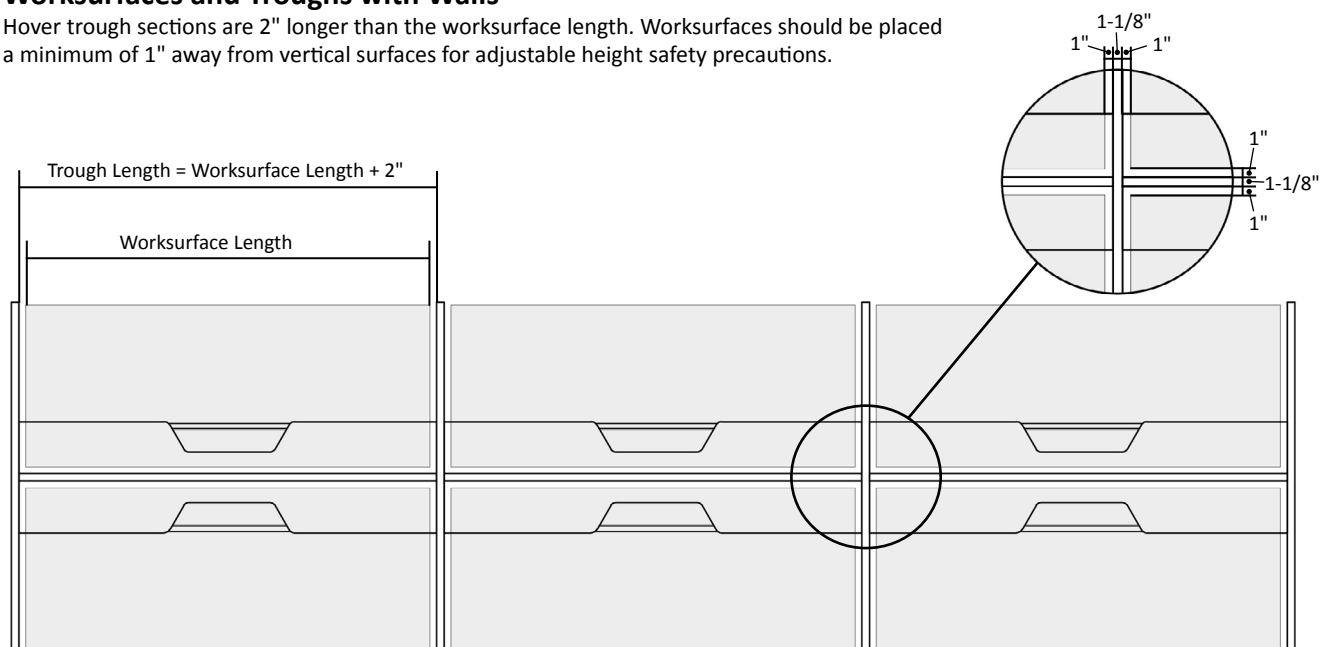
Worksurfaces and Troughs

Hover trough sections are 2" longer than the worksurface length. This allows for a 1" gap on either side of the worksurface for adjustable height safety precautions. This results in a 2" gap between side by side worksurfaces.



Worksurfaces and Troughs with Walls

Hover trough sections are 2" longer than the worksurface length. Worksurfaces should be placed a minimum of 1" away from vertical surfaces for adjustable height safety precautions.

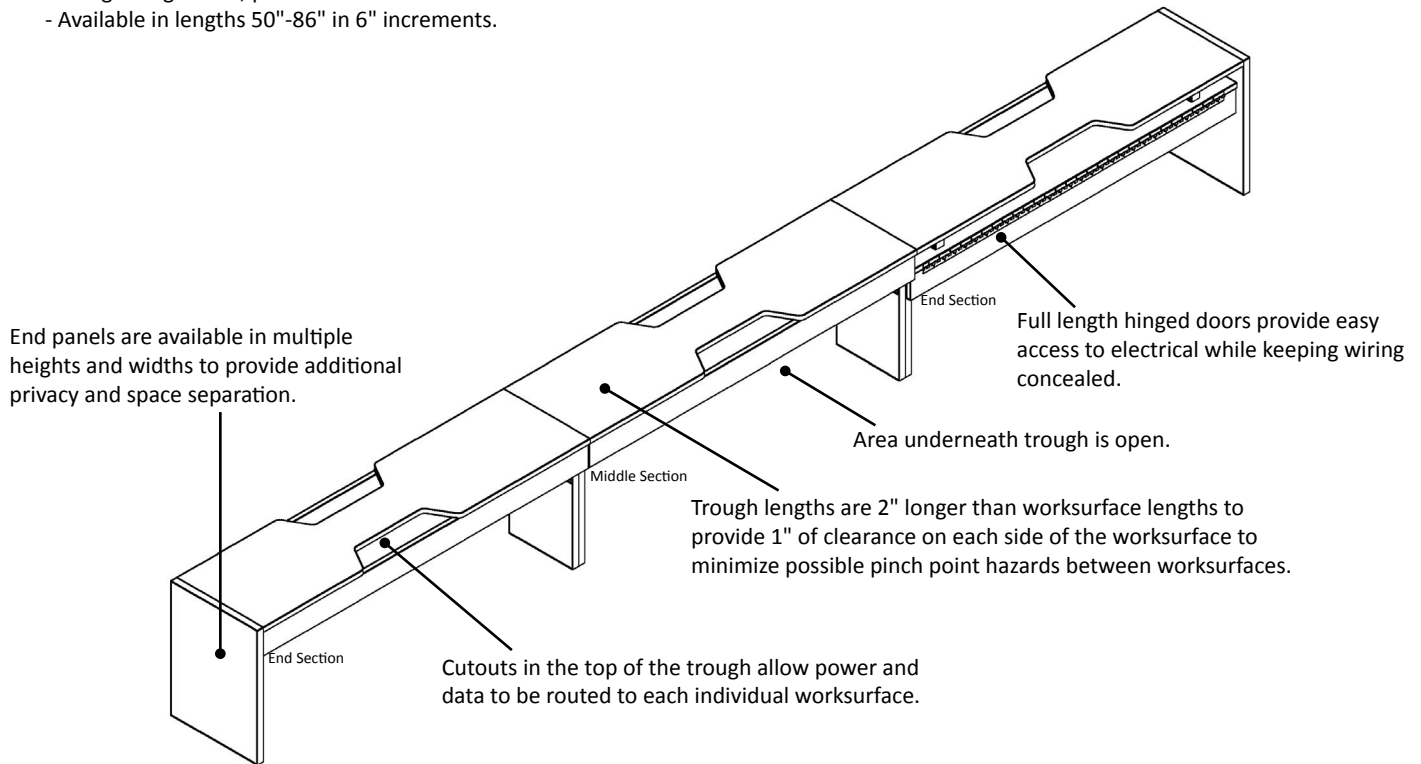


Understanding Hover Platform Troughs

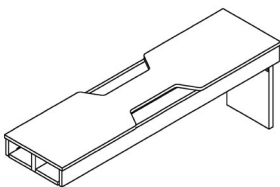
Hover Platform Troughs provide structure to route and conceal power, data and voice from floor core or wall locations to multiple workstations. Platform troughs allow privacy panels to be mounted directly to trough tops or worksurfaces.

General Specifications:

- Trough Width: 16-1/2".
- Trough Height: 23", plus levelers.
- Available in lengths 50"-86" in 6" increments.

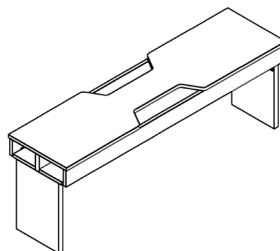


Platform Trough Sections



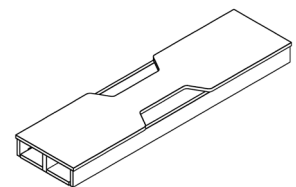
End Section

- Used at beginning and end of bench run.
- Must specify end panel.
- Includes intermediate leg support and supporting brackets.
- Trough sections 80" and 86" long include additional intermediate leg in center.



Middle Section

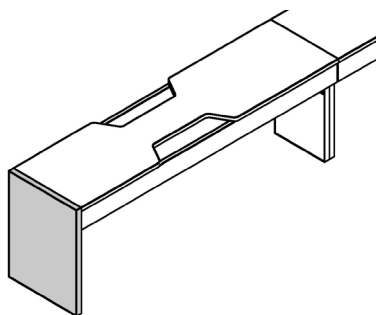
- Used only in the middle of a bench run.
- Middle sections must connect to an end section or another middle section.
- Includes two intermediate support legs and supporting brackets.
- Trough sections 80" and 86" long include additional intermediate leg in center.



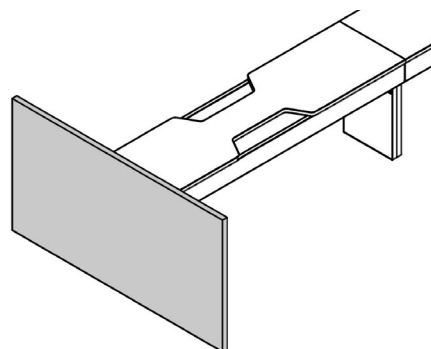
Spanning Section

- Used to span between two end panels or divider panels.
- Includes trough section.
- End panels or divider panels must be specified for each spanning section.
- Trough sections 80" and 86" long include additional intermediate leg in center.

Platform Trough End Panel Options



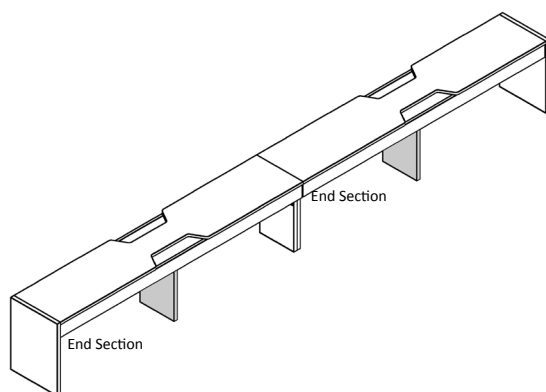
Trough Height End Panels



Desk Height End Panels

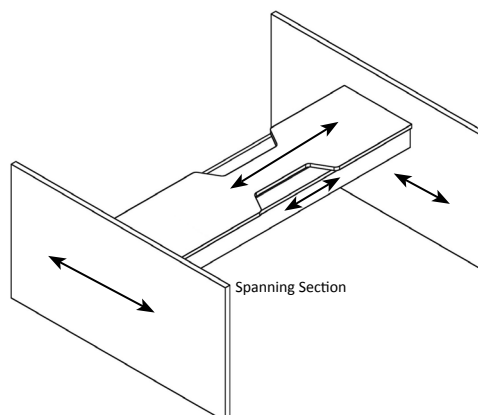
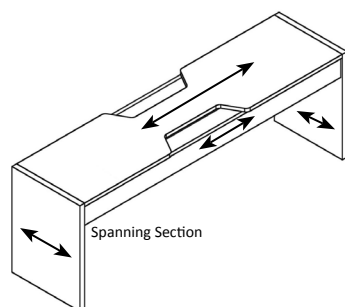
- End Panels are 1-1/8" thick material.
- End Panels increase the overall length of the setup by 1-1/8" per end panel.

Platform Trough Intermediate Leg



- 80" and 86" Troughs include an additional intermediate leg support mounted in the center of trough for additional structural support.

Platform Trough and End Panel Grain Direction

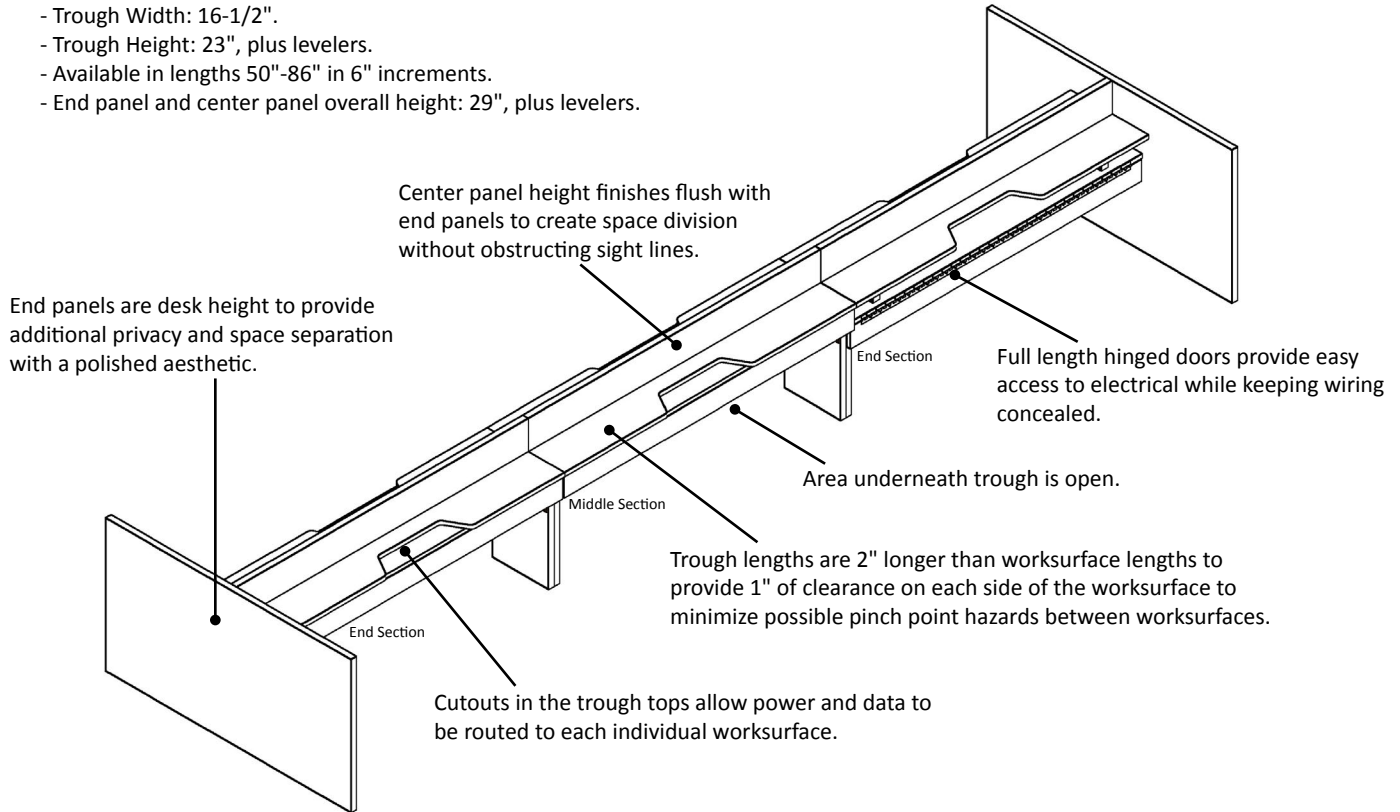


Understanding Hover Raised Panel Troughs

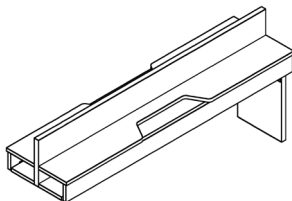
Hover Raised Panel Troughs provide structure to route and conceal power, data and voice from floor core or wall locations to multiple workstations. Raised Panel troughs allow privacy panels to be mounted directly to the raised center panel to increase overall height of privacy.

General Specifications:

- Trough Width: 16-1/2".
- Trough Height: 23", plus levelers.
- Available in lengths 50"-86" in 6" increments.
- End panel and center panel overall height: 29", plus levelers.

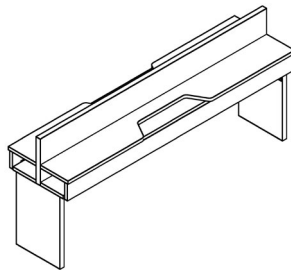


Raised Panel Trough Sections



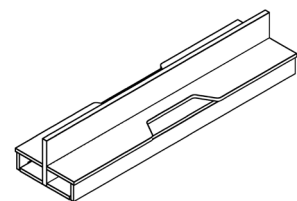
End Section

- Used at beginning and end of bench run.
- Must specify end panel.
- Includes intermediate leg support and supporting brackets.
- Trough sections 80" and 86" long include additional intermediate leg in center.



Middle Section

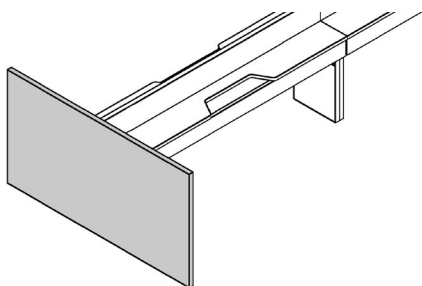
- Used only in the middle of a bench run.
- Middle sections must connect to an end section or another middle section.
- Includes two intermediate support legs and supporting brackets.
- Trough sections 80" and 86" long include additional intermediate leg in center.



Spanning Section

- Used to span between two end panels or divider panels.
- Includes trough section.
- End panels or divider panels must be specified for each spanning section.
- Trough sections 80" and 86" long include additional intermediate leg in center.


Raised Panel Trough End Panel Options



Desk Height End Panels

- End Panels are 1-1/8" thick material.
- End Panels increase the overall length of the setup increases by 1-1/8" per end panel.

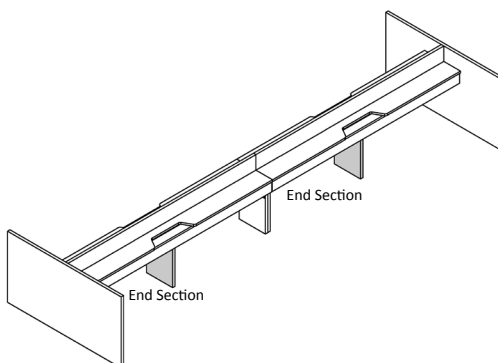
Raised Panel Trough Center Panel Height



(6" High above trough top)

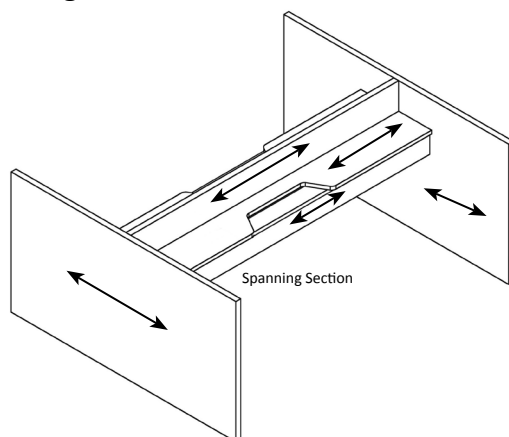
- Center panels are 1-1/8" thick material.
- Glass privacy panels or double sided tackboards can be added to the top edge of center panels for increased privacy.

Raised Panel Trough Intermediate Leg



- 80" and 86" Troughs include an additional intermediate leg support mounted in the center of trough for additional structural support.

Raised Panel Trough and End Panel Grain Direction

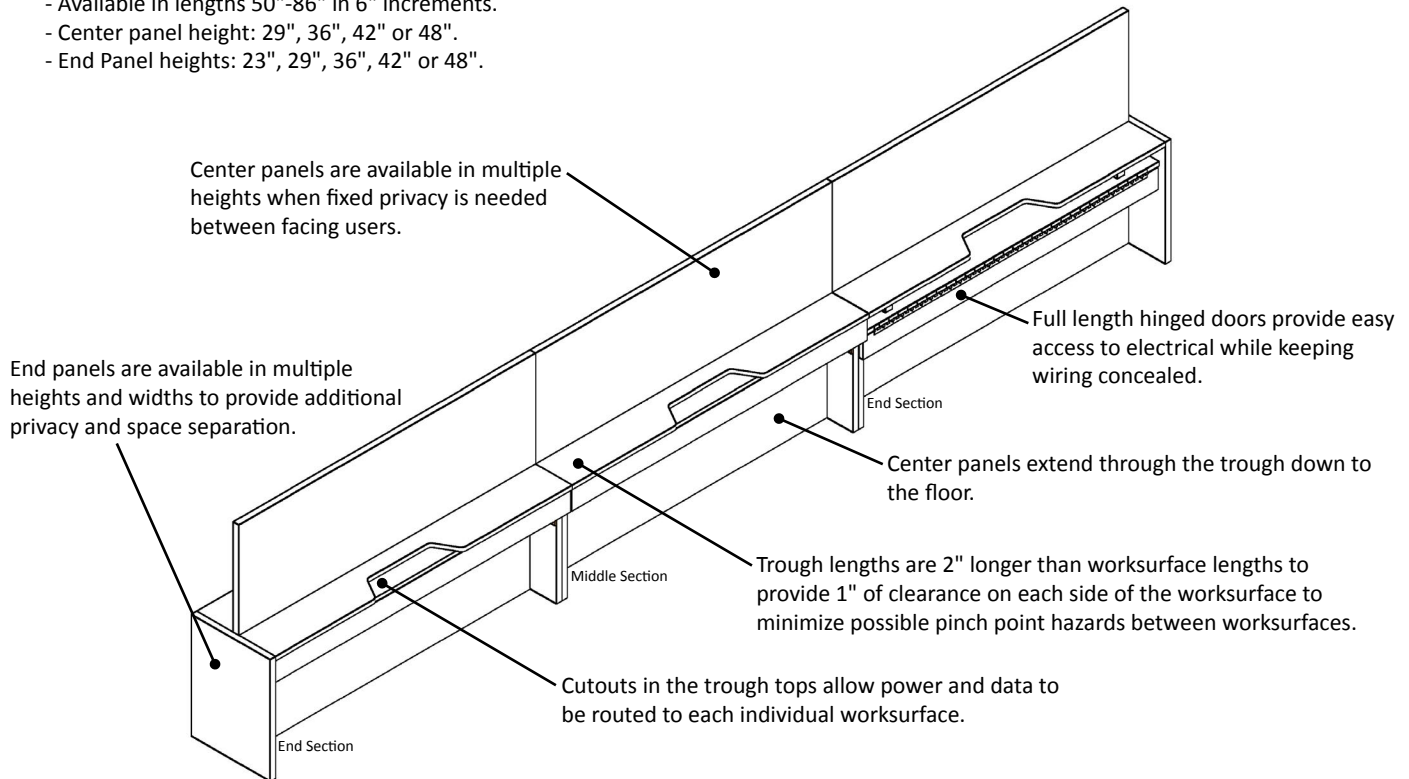


Understanding Hover Partition Troughs

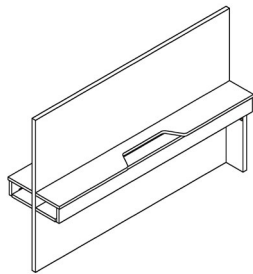
Hover Partition Troughs provide structure to route and conceal power, data and voice from floor core or wall locations to multiple workstations. Partition troughs allow privacy panels to be mounted directly to the raised center panel to increase overall height of privacy. Panel mounted tackboards and whiteboard surfaces can be applied to the center panel for increased functionality.

General Specifications:

- Trough Width: 16-1/2".
- Trough Height: 23", plus levelers.
- Available in lengths 50"-86" in 6" increments.
- Center panel height: 29", 36", 42" or 48".
- End Panel heights: 23", 29", 36", 42" or 48".

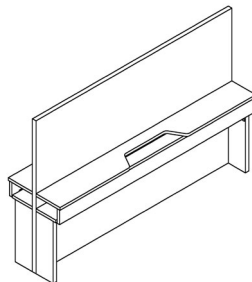


Partition Trough Sections



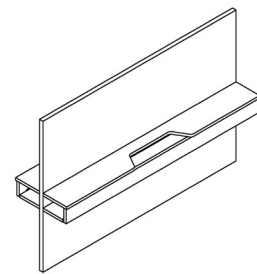
End Section

- Used at beginning and end of bench run.
- Must specify end panel.
- Includes intermediate leg support and supporting brackets.



Middle Section

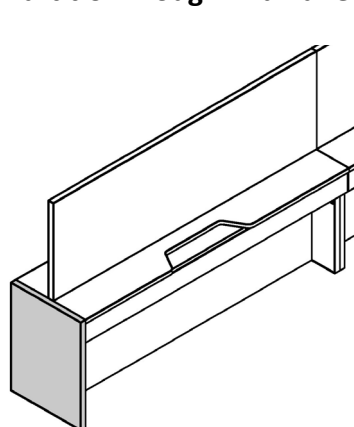
- Used only in the middle of a bench run.
- Middle sections must connect to an end section or another middle section.
- Includes two intermediate support legs and supporting brackets.



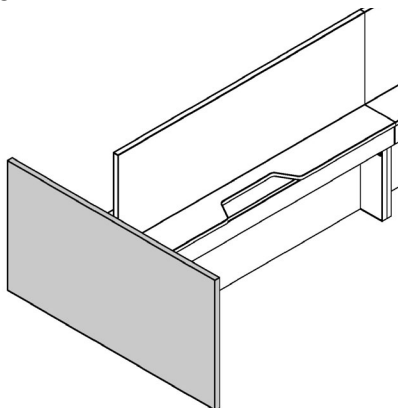
Spanning Section

- Used to span between two end panels or divider panels.
- Includes trough section.
- End panels or divider panels must be specified for each spanning section.

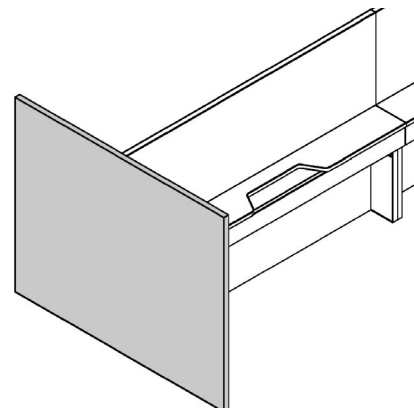
Partition Trough End Panel Options



Trough Height End Panels




Desk Height End Panels




Center Panel Height End Panels

- End Panels are 1-1/8" thick material.
- End Panels increase the overall length of the setup increases by 1-1/8" per end panel.
- 36", 42" & 48" high end panels can only be used with Partition Troughs with the same height center panel.


Partition Trough Center Panel Heights




29" High



36" High



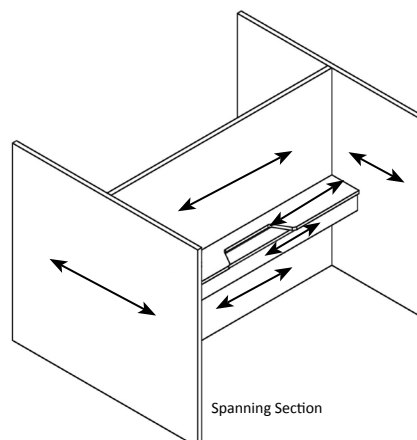
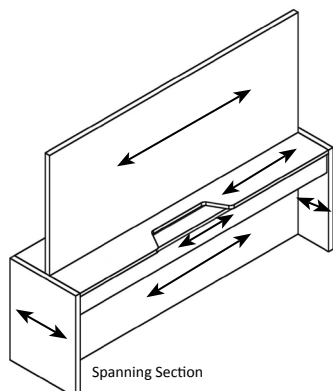
42" High



48" High

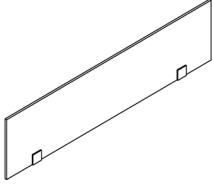
- Center panels are 1-1/8" thick material.
- Panel mounted tackboards can be affixed to center panels. Glass privacy panels or double sided tackboards can be added to the top edge of center panels for increased privacy.
- Whiteboard finish can be added to both sides of the center panels.

Partition Trough and End Panel Grain Direction



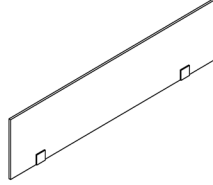
Hover Troughs with Privacy Options

A wide variety of privacy panels can be specified with Hover Troughs and height adjustable tables.



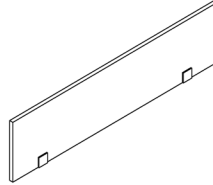
Glass

- 1/4" or 3/8" thick.
- 1/4" max height: 12".
- 3/8" max height: 18".
- Lengths: 18" - 86" in 2" increments.
- Mounted with metal panel clips.



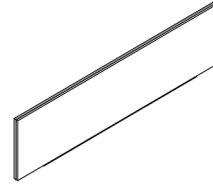
Acrylic

- 1/4" thick.
- Max height: 12".
- Lengths: 18" - 86" in 2" increments.
- Mounted with metal panel clips.




Laminate/Whiteboard

- 3/4" thick.
- Max height: 18".
- Lengths: 18" - 86" in 2" increments.
- Mounted with metal panel clips.



Double Sided Tackboard

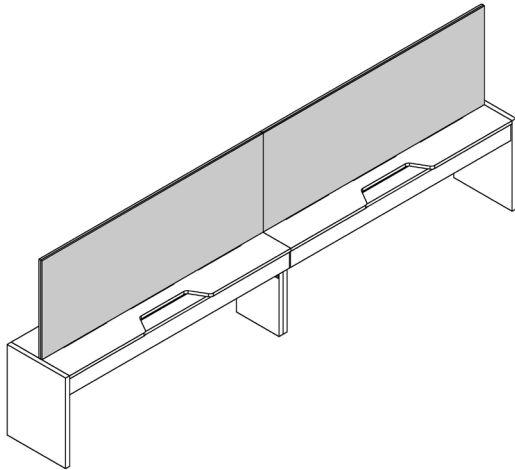
- 1" thick.
- Max height: 24".
- Lengths: 18" - 86" in 2" increments.
- Mounted with concealed metal supports.



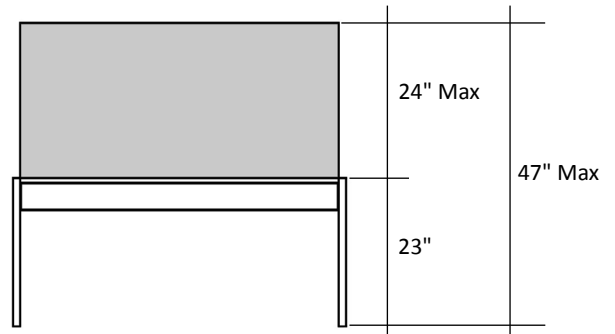
Panel Mounted Tackboard

- 1/2" thick.
- Max height: 22".
- Lengths: 18" - 86" in 2" increments.
- Mounted with metal Z-Clips.
- Cannot be used independently - must be mounted to a surface.

Add-On Privacy Options for Platform Troughs

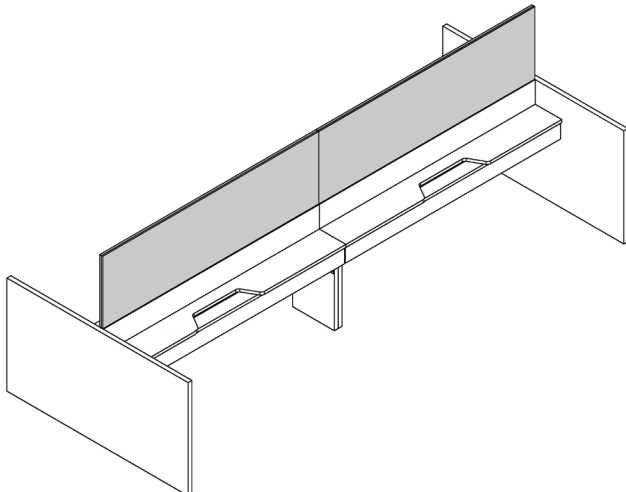


Privacy panels mount directly to the top surface of the Platform Trough.

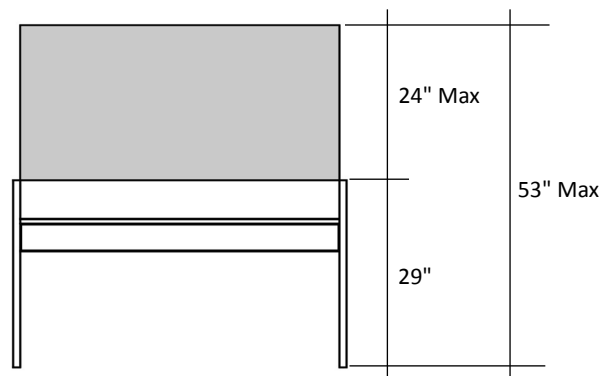


Maximum Height Possible

Add-On Privacy Options for Raised Panel Troughs

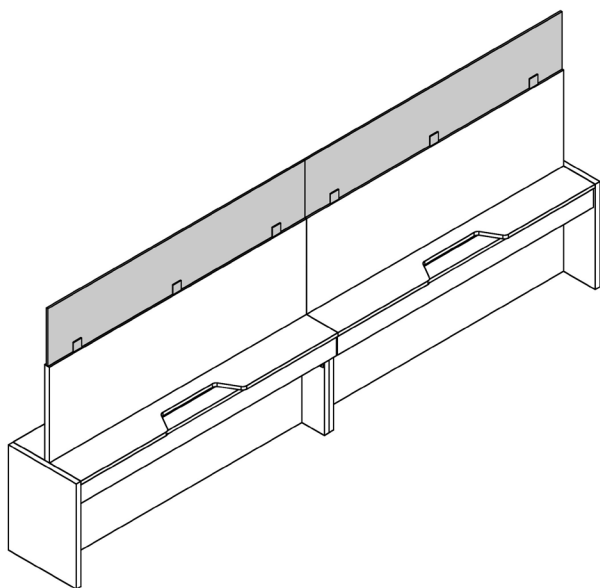


Privacy panels mount to the top edge of the center panel of the Raised Panel Trough.

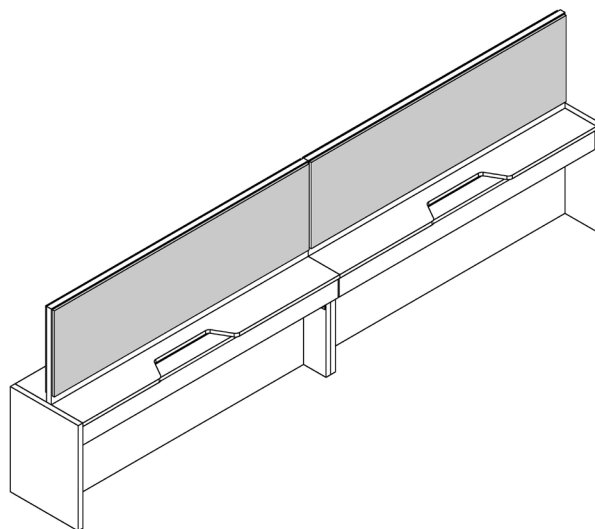


Maximum Height Possible

Add-On Privacy Options for Partition Troughs

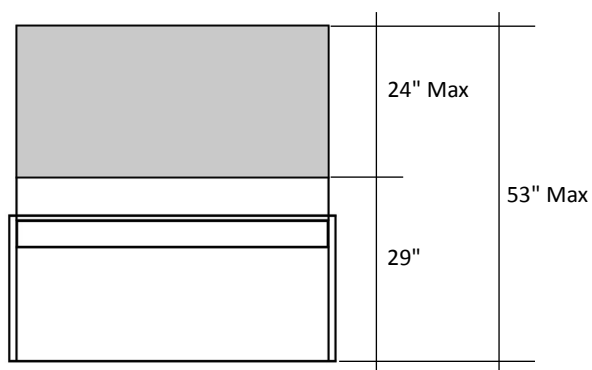


Wall Panel Mounted Privacy Panels

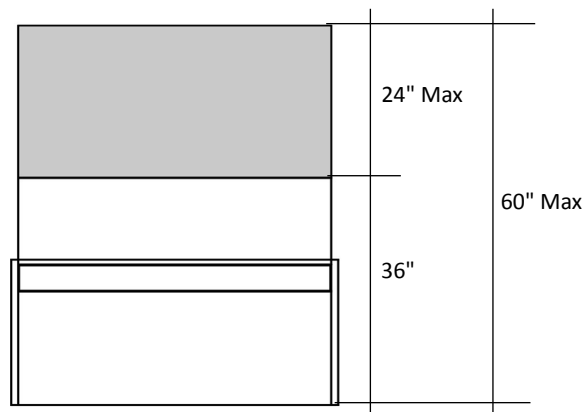


Panel Mounted Tackboards

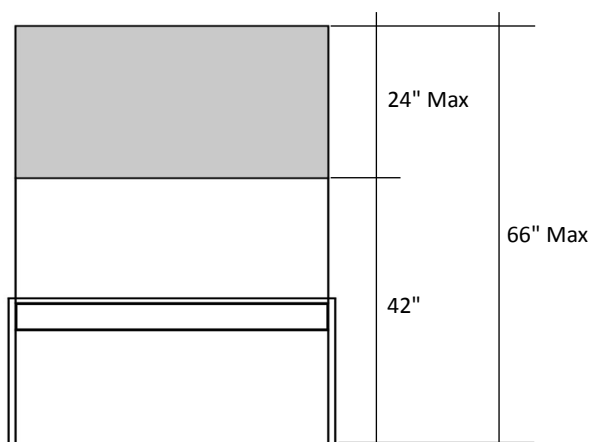
- Privacy panels mount to the top edge of the center panel of the Partition Trough to create height and a greater sense of enclosure.
- Panel mounted tackboards, acoustic tackboards and whiteboards can be mounted to the face of the center wall panels.



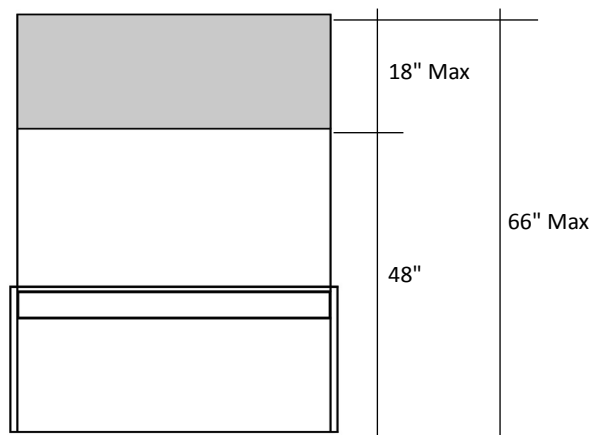
29" High Center Panel



36" High Center Panel



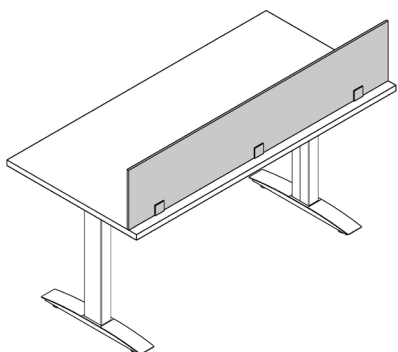
42" High Center Panel



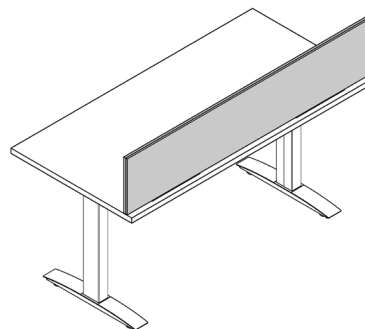
48" High Center Panel

Worksurface Mounted Privacy Options

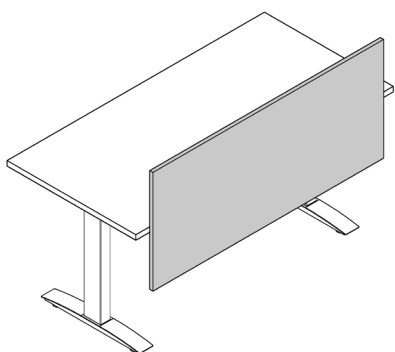
Worksurface mounted privacy panels provide the user with privacy that moves with them.



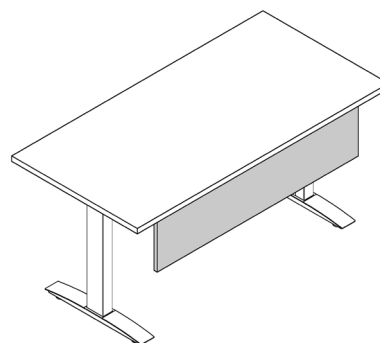
Laminate, Acrylic or Glass Privacy Panels



Double Sided Tackboard Privacy Panels



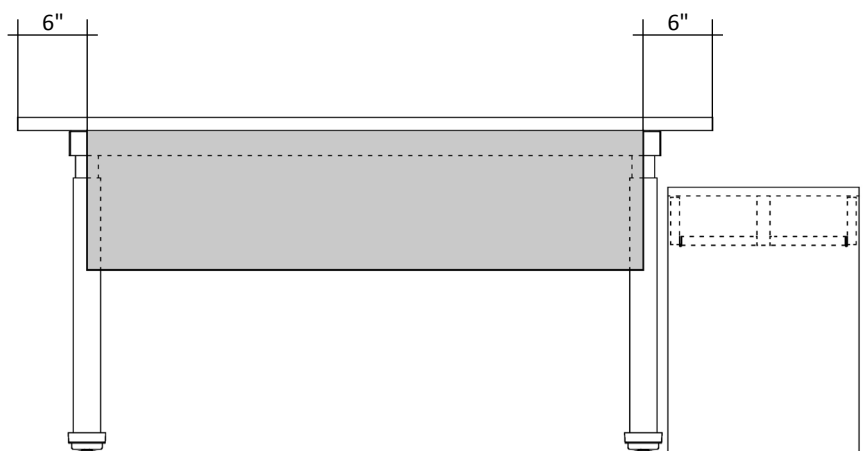
Laminate combination privacy/modesty Panels
(Acrylic version not available)



Modesty Panels

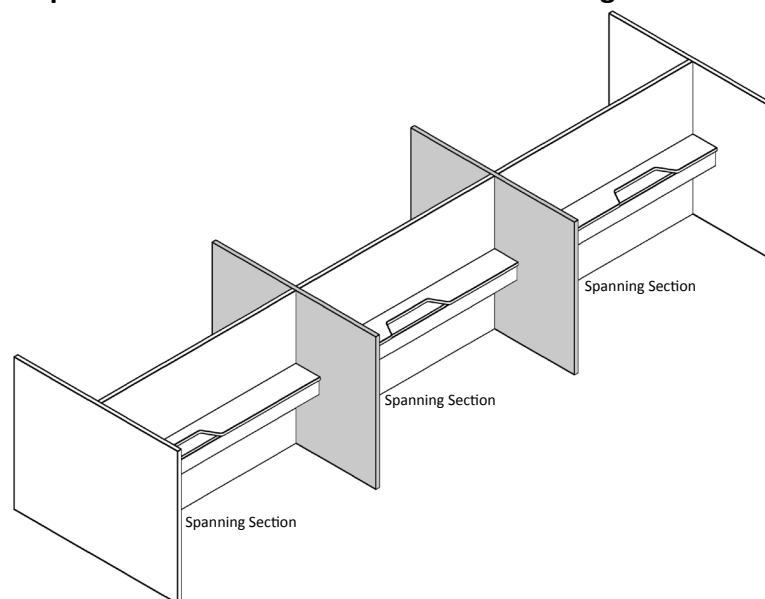
- Only worksurfaces positioned perpendicular to the trough unit can be specified with combination privacy/modesty panels or modesty panels.

Clearances with Hover Tables and Modesty Panels



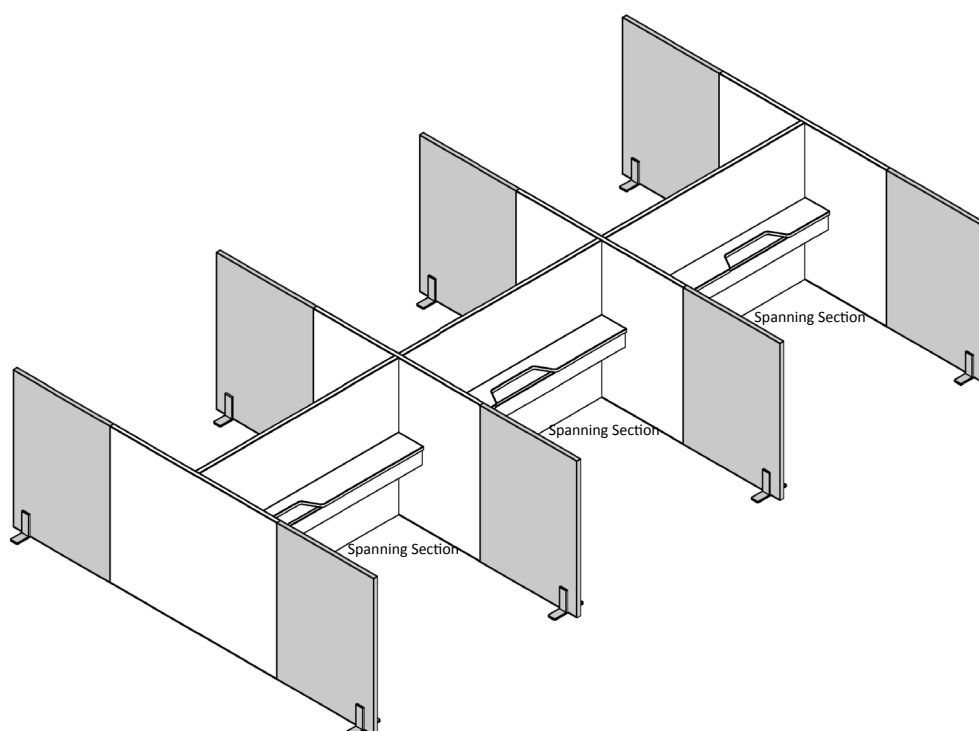
- When a laminate combination panel or modesty panel is specified, it is recommended that the panel be inset 6" from the edge of the worksurface to avoid collision with the trough unit.

Space Division Options for Raised Panel and Partition Troughs



Divider Wall Panels

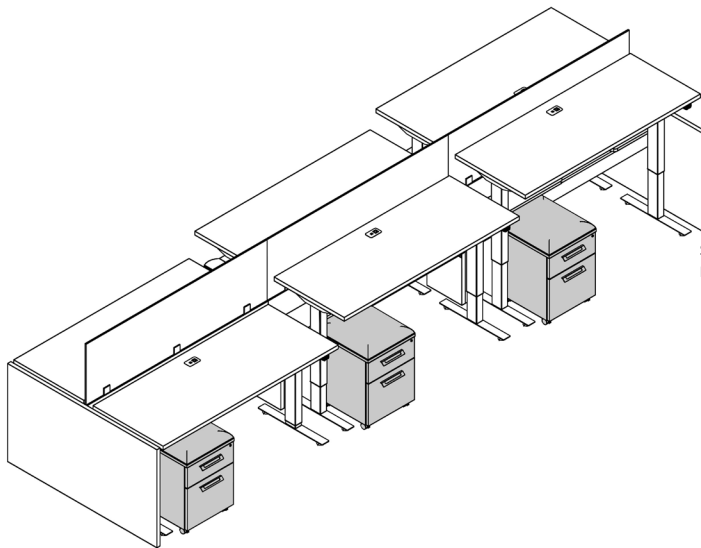
- Separate spanning trough sections to provide space division between individual users.
- Divider Panels increase the overall length of the setup increases by 1-1/8" for each divider panel specified.
- Divider Panels come standard with 2-1/2" grommet cutouts to allow electrical to route from one trough section to the next.
- Adjustable levelers on divider panels allow for 1-1/2" adjustment.



Extension Wall Panels

- Extension Panels come standard with Panel T-Foot for stability.
- Panels are not handed. The Panel T-Foot ships loose to be permanently secured at time of install.
- Panels are available in lengths 24"-60" in 6" increments. Panels 24"-36" include one T-foot; panels over 36" include two T-feet.
- The Panel T-Foot is 5" high so it will not interfere with Teamworx storage with 5" high legs
- Panels must attach to an end panel or divider panel. Cannot be used as a stand-alone wall.
- Adjustable levelers on extension panels allow for 1-1/2" adjustment.

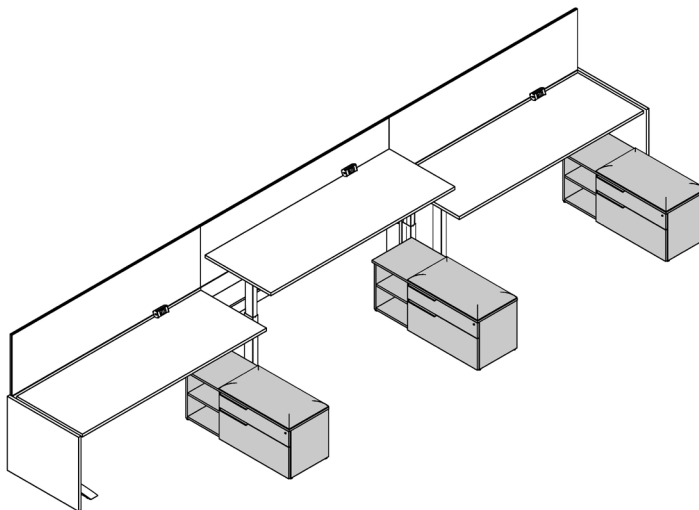
Hover Storage Options



See Casegoods, Teamworx or Synapse pricebooks for low storage pricing.

Mobile Pedestals

Mobile Box/File pedestals can be used with height adjustable tables to provide individual space to lock up, file and store personal items.

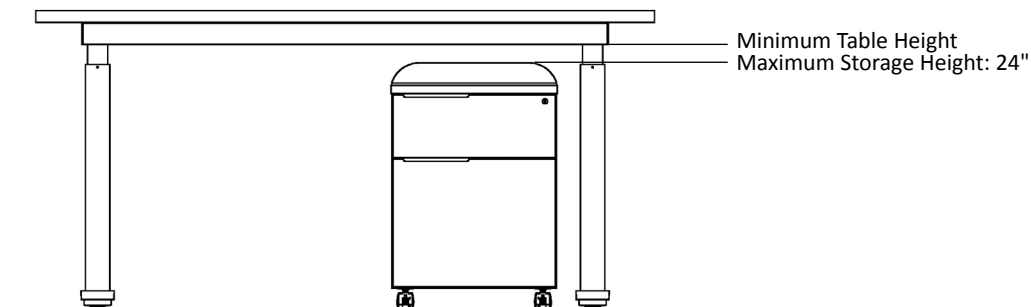


See Teamworx and Synapse pricebooks for low storage pricing.

Low Storage

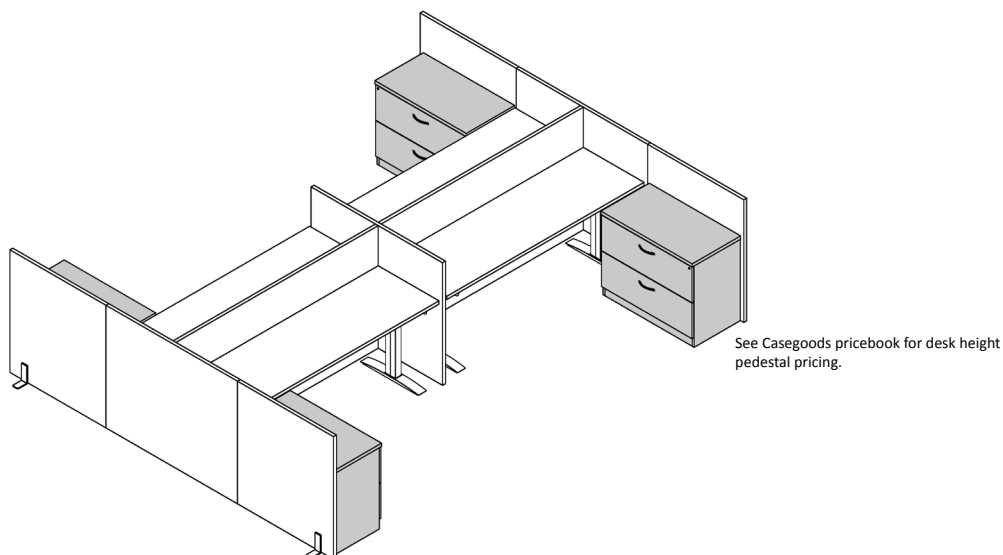
Teamworx and Synapse low storage credenzas can be used perpendicular to the tough units and placed below the height adjustable worksurface to provide space division, storage and casual seating if specified with cushion.

Clearances with Hover Tables and Storage



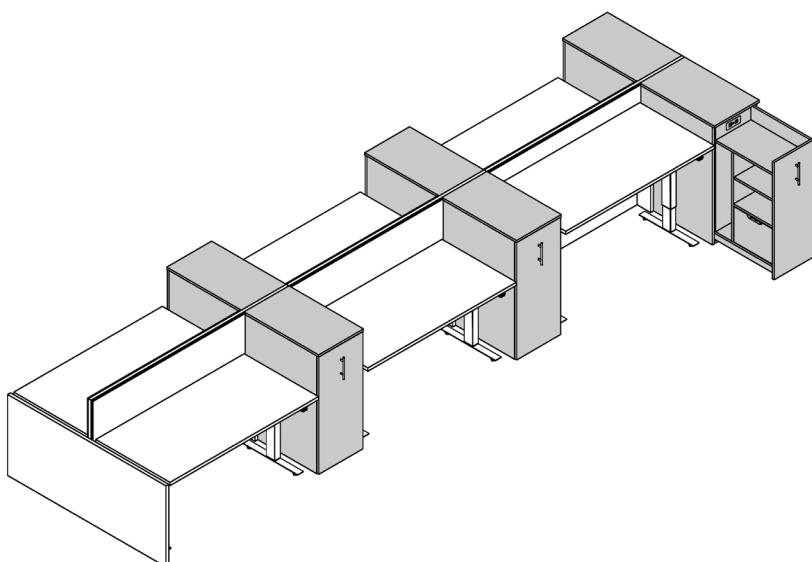
When storage is to be placed under height adjustable tables, storage heights should not be taller than the base minimum height to make sure the storage will not interfere with the height adjustable base operation.

Hover Storage Options



Desk Height Pedestals

Desk height pedestals and credenzas can be placed beside Hover height adjustable tables for addition worksurface space and personal storage. A minimum clearance of 1" should be maintained between worksurface edges and storage units to minimize possible pinch point hazards. Only pedestals with a finished back and top should be specified if the units are not going to be placed in front of an Extension Wall Panel.

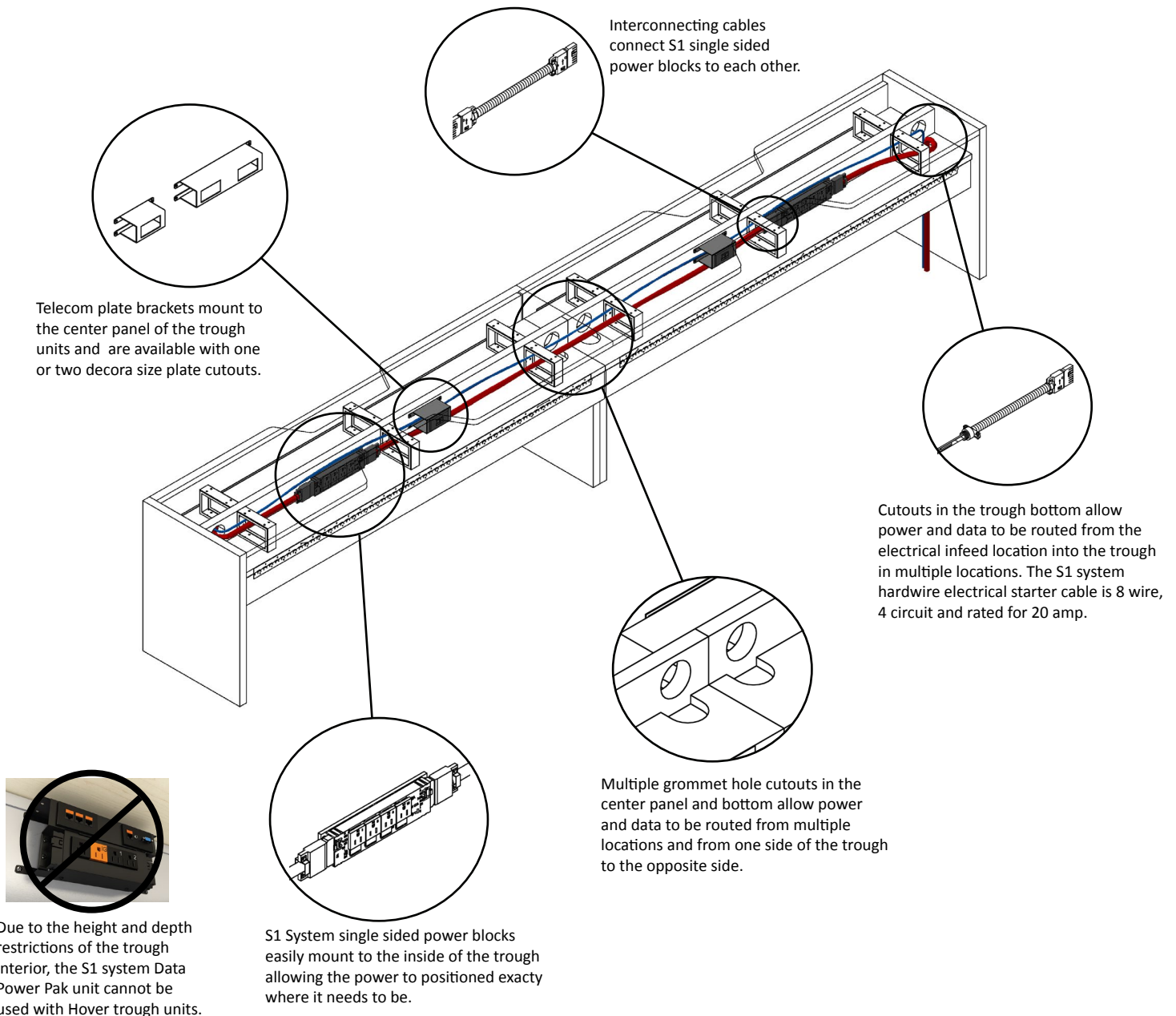


Tower Storage

Tower storage units can be used to create space division between each user while providing personal storage. If tower units are placed between trough units, special grommet placement is required to route wiring through the back of the tower cabinet. A minimum clearance of 1" should be maintained between worksurface edges and storage units to minimize possible pinch point hazards.

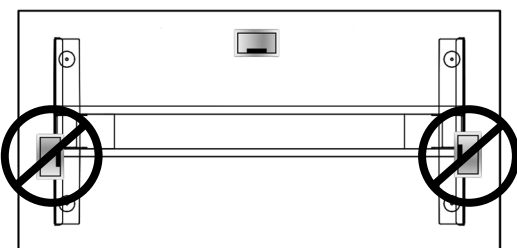
Hover Electrical

Hover Troughs allow for the horizontal routing of power, voice, data and IT/AV wiring from infeed source to each individual work station.



Hover Worksurface Grommet Location

Rectangle worksurface grommet location is limited to the center (C1) location due to the worksurface supports attached to each lifting column on the height adjustable bases.



Hover Wire Management to Worksurfaces

Vertical cable managers flex to allow wiring to be concealed and organized while moving with the worksurface as it raises and lowers to prevent binding.

Cable Spine for Freestanding Tables

Used for height adjustable tables when not used with Hover Troughs. Conceals and carries wires to weighted base at floor.



Cable Carrier for Trough Tables

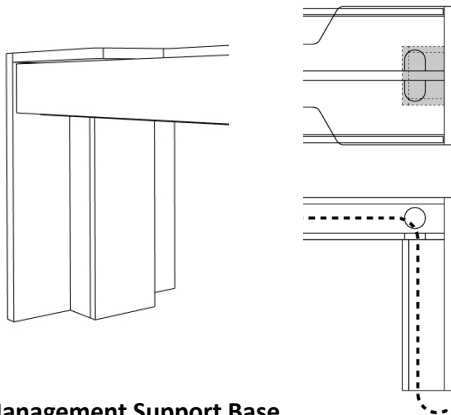
Used for height adjustable tables when used with Hover Troughs. Conceals and carries wires from trough to the underside of the worksurface. Cables simply push into carrier for quick and easy set up.



Hover Electrical Infeed Options

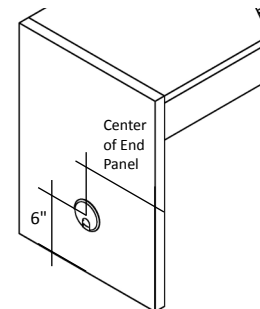
U-Shaped Wire Management Channel

Used to conceal power and data cables routing from infeed locations into trough. Attaches to end panel with magnetic catches and does not provide support. U-Shaped Wire Management Channel is 7"w x 5"d x 18"h.



End Panel Infeed Grommet

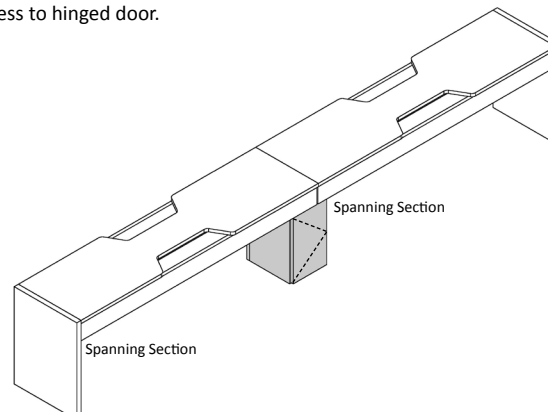
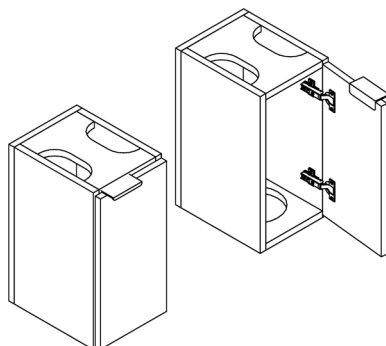
Used when infeed location is not located underneath the trough. Allows cables to route from outside the trough structure through the end panel. Grommet is 2-1/2" diameter. If special placement is required, please provide drawing of location.



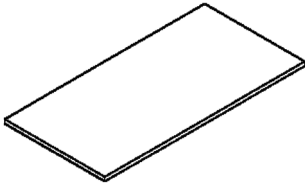
Wire Management Support Base

Used on Platform and Raised Panel trough units. The Wire Management Support Base replaces the intermediate leg supports on the trough units. Intended to be placed on top of floor core infeeds. Hinged door allows easy access for installation and future modifications. Includes 6" diameter cutout in bottom and dual cutouts in top to route wires into trough.

- Note:
- Wire management support base is 9"w x 12"d x 18"h. Please check height adjustable base sizes to make sure they do not interfere with base placement.
 - Placement of height adjustable bases, may impede access to hinged door.



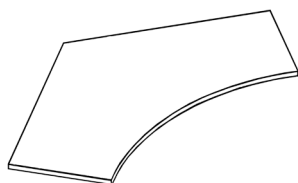
Rectangular Worksurface



Model Number	Depth	Length	TFL (T)	HPL w/PVC (H)	HPL w/Self (S)
24" Deep					
HV-WS01-2448-?	24	48	\$199	\$298	\$318
HV-WS01-2454-?	24	54	\$214	\$321	\$342
HV-WS01-2460-?	24	60	\$220	\$331	\$353
HV-WS01-2466-?	24	66	\$245	\$368	\$392
HV-WS01-2472-?	24	72	\$261	\$392	\$418
HV-WS01-2478-?	24	78	\$318	\$477	\$509
HV-WS01-2484-?	24	84	\$335	\$503	\$537
30" Deep					
HV-WS01-3048-?	30	48	\$230	\$345	\$368
HV-WS01-3054-?	30	54	\$249	\$373	\$398
HV-WS01-3060-?	30	60	\$257	\$385	\$410
HV-WS01-3066-?	30	66	\$288	\$432	\$461
HV-WS01-3072-?	30	72	\$301	\$452	\$482
HV-WS01-3078-?	30	78	\$392	\$589	\$628
HV-WS01-3084-?	30	84	\$416	\$624	\$666
36" Deep					
HV-WS01-3648-?	36	48	\$274	\$410	\$438
HV-WS01-3654-?	36	54	\$308	\$462	\$492
HV-WS01-3660-?	36	60	\$342	\$513	\$547
HV-WS01-3666-?	36	66	\$364	\$546	\$582
HV-WS01-3672-?	36	72	\$390	\$584	\$623
HV-WS01-3678-?	36	78	\$453	\$680	\$725
HV-WS01-3684-?	36	84	\$481	\$721	\$769

- TFL tops are only available with DeskMakers standard 2MM PVC edgebanding.
- HPL tops with PVC are only available with DeskMakers standard 2MM PVC edgebanding.
- Worksurfaces do not include an anti-sag stiffener bar.

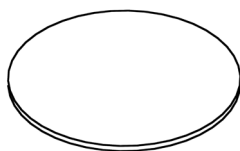
120 Degree Worksurface



Model Number	Depth	Length	TFL (T)	HPL w/PVC (H)	HPL w/Self (S)
24" Deep					
HV-WS45-4242-?	42	42	\$573	\$860	\$917
HV-WS45-4848-?	48	48	\$737	\$1,106	\$1,179
HV-WS45-5454-?	54	54	\$884	\$1,326	\$1,414
30" Deep					
HV-WS46-4242-?	42	42	\$623	\$935	\$997
HV-WS46-4848-?	48	48	\$786	\$1,179	\$1,258
HV-WS46-5454-?	54	54	\$933	\$1,400	\$1,493

- TFL tops are only available with DeskMakers standard 2MM PVC edgebanding.
- HPL tops with PVC are only available with DeskMakers standard 2MM PVC edgebanding.
- Worksurfaces do not include an anti-sag stiffener bar.

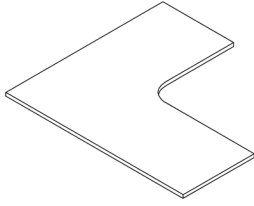
Round Worksurface



Model Number	Diameter	TFL (T)	HPL w/PVC (H)	HPL w/Self (S)
HV-WSRD-3030-?	30	\$344	\$516	\$550
HV-WSRD-3636-?	36	\$350	\$525	\$560
HV-WSRD-4242-?	42	\$440	\$660	\$704

- TFL tops are only available with DeskMakers standard 2MM PVC edgebanding, self edge is not available.
- HPL tops with PVC are only available with DeskMakers standard 2MM PVC edgebanding.
- Worksurfaces do not include an anti-sag stiffener bar.

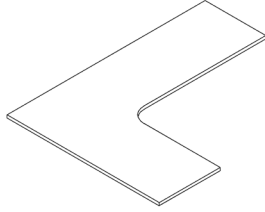
90 Degree Worksurface



Model Number	Depth	Length	TFL (T)	HPL w/PVC (H)	HPL w/Self (S)
24" deep Return Connection and 24" Deep Workspace					
HV-WS39-4848-?	48	48	\$514	\$771	\$822
HV-WS39-5454-?	54	54	\$545	\$818	\$872
HV-WS39-6060-?	60	60	\$565	\$848	\$904
30" deep Return Connection and 30" Deep Workspace					
HV-WS40-4848-?	48	48	\$529	\$794	\$847
HV-WS40-5454-?	54	54	\$562	\$842	\$899
HV-WS40-6060-?	60	60	\$582	\$873	\$932

- TFL tops are only available with DeskMakers standard 2MM PVC edgebanding.
- HPL tops with PVC are only available with DeskMakers standard 2MM PVC edgebanding.
- Worksurfaces do not include an anti-sag stiffener bar.

90 Degree Worksurface

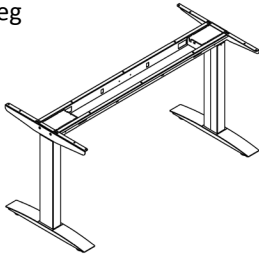


Model Number		Depth	Length	TFL (T)	HPL w/PVC (H)	HPL w/Self (S)
24" deep Return Connection and 24" Deep Workspace						
HV-WS07-4266-L-?	HV-WS07-4266-R-?	42	66	\$618	\$926	\$988
HV-WS07-4272-L-?	HV-WS07-4272-R-?	42	72	\$647	\$970	\$1,035
HV-WS07-4278-L-?	HV-WS07-4278-R-?	42	78	\$746	\$1,119	\$1,193
HV-WS07-4866-L-?	HV-WS07-4866-R-?	48	66	\$706	\$1,059	\$1,129
HV-WS07-4872-L-?	HV-WS07-4872-R-?	48	72	\$736	\$1,104	\$1,178
HV-WS07-4878-L-?	HV-WS07-4878-R-?	48	78	\$835	\$1,253	\$1,336
HV-WS07-5466-L-?	HV-WS07-5466-R-?	54	66	\$825	\$1,237	\$1,319
HV-WS07-5472-L-?	HV-WS07-5472-R-?	54	72	\$854	\$1,281	\$1,366
HV-WS07-5478-L-?	HV-WS07-5478-R-?	54	78	\$953	\$1,429	\$1,525
HV-WS07-6066-L-?	HV-WS07-6066-R-?	60	66	\$899	\$1,348	\$1,438
HV-WS07-6072-L-?	HV-WS07-6072-R-?	60	72	\$928	\$1,392	\$1,485
HV-WS07-6078-L-?	HV-WS07-6078-R-?	60	78	\$1,027	\$1,540	\$1,643
24" deep Return Connection and 30" Deep Workspace						
HV-WS08-4266-L-?	HV-WS08-4266-R-?	42	66	\$676	\$1,015	\$1,082
HV-WS08-4272-L-?	HV-WS08-4272-R-?	42	72	\$706	\$1,059	\$1,129
HV-WS08-4278-L-?	HV-WS08-4278-R-?	42	78	\$805	\$1,207	\$1,287
HV-WS08-4866-L-?	HV-WS08-4866-R-?	48	66	\$766	\$1,149	\$1,225
HV-WS08-4872-L-?	HV-WS08-4872-R-?	48	72	\$795	\$1,193	\$1,272
HV-WS08-4878-L-?	HV-WS08-4878-R-?	48	78	\$894	\$1,341	\$1,430
HV-WS08-5466-L-?	HV-WS08-5466-R-?	54	66	\$884	\$1,327	\$1,415
HV-WS08-5472-L-?	HV-WS08-5472-R-?	54	72	\$914	\$1,371	\$1,462
HV-WS08-5478-L-?	HV-WS08-5478-R-?	54	78	\$1,013	\$1,519	\$1,620
HV-WS08-6066-L-?	HV-WS08-6066-R-?	60	66	\$959	\$1,438	\$1,534
HV-WS08-6072-L-?	HV-WS08-6072-R-?	60	72	\$988	\$1,482	\$1,581
HV-WS08-6078-L-?	HV-WS08-6078-R-?	60	78	\$1,087	\$1,630	\$1,739

- TFL tops are only available with DeskMakers standard 2MM PVC edgebanding.
- HPL tops with PVC are only available with DeskMakers standard 2MM PVC edgebanding.
- Worksurfaces do not include an anti-sag stiffener bar.

Type A Height Adjustable Bases

Electric - 2 Leg



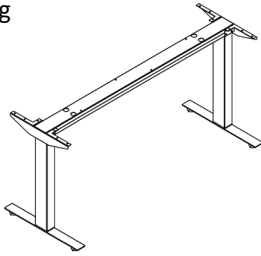
Model Number	T-Foot Length	Worksurface Width	Worksurface Length	Price
For 24" and 30" Deep Worksurfaces				
HV-AE23-2448	23	24	48	\$1,300
HV-AE23-2454	23	24	54	\$1,300
HV-AE23-2460	23	24	60	\$1,300
HV-AE23-2466	23	24	66	\$1,300
HV-AE23-2472	23	24	72	\$1,300
HV-AE23-2478	23	24	78	\$1,300
HV-AE23-2484	23	24	84	\$1,300
For 30" and 36" Deep Worksurfaces				
HV-AE29-3648	29	36	48	\$1,400
HV-AE29-3654	29	36	54	\$1,400
HV-AE29-3660	29	36	60	\$1,400
HV-AE29-3666	29	36	66	\$1,400
HV-AE29-3672	29	36	72	\$1,400
HV-AE29-3678	29	36	78	\$1,400
HV-AE29-3684	29	36	84	\$1,400

- Please specify base finish when ordering. Premium colors available with 10% increase, OP-HVMT-1. See page 5 for finish options.
- Tops specified separately.
- Bases ship unassembled.
- Includes adjustable glides. Casters available, add OP-CAST-OMT for \$90 (set of 4).
- Programmable digital control available, add OP-CNTL-DIGI for \$115.
- External safety sensor available, add OP-DRBK-OMT for \$155.

NOTE: Height adjustable bases have special discounting, please contact your local representative.

Type B Height Adjustable Bases

Electric - 2 Leg

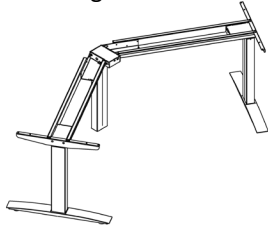


Model Number	T-Foot Length	Worksurface Width	Worksurface Length	Price
For 24" Deep Worksurfaces				
HV-BE22-2448	22	24	48	\$1,050
HV-BE22-2454	22	24	54	\$1,050
HV-BE22-2460	22	24	60	\$1,050
HV-BE22-2466	22	24	66	\$1,050
HV-BE22-2472	22	24	72	\$1,050
HV-BE22-2478	22	24	78	\$1,050
HV-BE22-2484	22	24	84	\$1,050
For 30" Deep Worksurfaces				
HV-BE26-3048	26 1/2	30	48	\$1,100
HV-BE26-3054	26 1/2	30	54	\$1,100
HV-BE26-3060	26 1/2	30	60	\$1,100
HV-BE26-3066	26 1/2	30	66	\$1,100
HV-BE26-3072	26 1/2	30	72	\$1,100
HV-BE26-3078	26 1/2	30	78	\$1,100
HV-BE26-3084	26 1/2	30	84	\$1,100
For 36" Deep Worksurface				
HV-BE28-3648	28	36	48	\$1,150
HV-BE28-3654	28	36	54	\$1,150
HV-BE28-3660	28	36	60	\$1,150
HV-BE28-3666	28	36	66	\$1,150
HV-BE28-3672	28	36	72	\$1,150
HV-BE28-3678	28	36	78	\$1,150
HV-BE28-3684	28	36	84	\$1,150

- Please specify base finish when ordering. See page 5 for finish options.
 - Tops specified separately.
 - Bases ship unassembled.
 - Includes adjustable glides. Casters available, add OP-CAST-OMT for \$90 (set of 4).
 - Programmable digital control available, add OP-CNTL-DIGI for \$115.
 - External safety sensor available, add OP-DRBK-OMT for \$155.
- NOTE: Height adjustable bases have special discounting, please contact your local representative.

Type A Height Adjustable Bases

Electric - 3 Leg - 120 Degree



Model Number	T-Foot Length	Worksurface Width	Worksurface Length	Price
For 24" Deep Worksurfaces				
HV-AE12-4242-23	23	42	42	\$2,050
HV-AE12-4848-23	23	48	48	\$2,050
HV-AE12-5454-23	23	54	54	\$2,050
For 30" Deep Worksurfaces				
HV-AE12-4242-29	29	42	42	\$2,150
HV-AE12-4848-29	29	48	48	\$2,150
HV-AE12-5454-29	29	54	54	\$2,150

- Please specify base finish when ordering. Premium colors available with 10% increase, OP-HVMT-1. See page 5 for finish options.

- Tops specified separately.

- Bases ship unassembled.

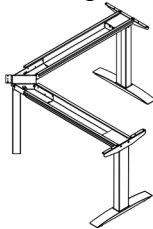
- Programmable digital control available, add OP-CNTL-DIGI for \$115.

- External safety sensor available, add OP-DRBK-OMT for \$155.

NOTE: Height adjustable bases have special discounting, please contact your local representative.

Type A Height Adjustable Bases

Electric - 3 Leg - 90 Degree Symmetrical



Model Number	T-Foot Length	Worksurface Width	Worksurface Length	Price
For 24" Deep Worksurfaces				
HV-AE90-4848-23	23	48	48	\$2,050
HV-AE90-5454-23	23	54	54	\$2,050
HV-AE90-6060-23	23	60	60	\$2,050
For 30" Deep Worksurfaces				
HV-AE90-4848-29	29	48	48	\$2,150
HV-AE90-5454-29	29	54	54	\$2,150
HV-AE90-6060-29	29	60	60	\$2,150

- Please specify base finish when ordering. Premium colors available with 10% increase, OP-HVMT-1. See page 5 for finish options.

- Tops specified separately.

- Bases ship unassembled.

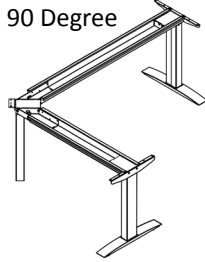
- Programmable digital control available, add OP-CNTL-DIGI for \$115.

- External safety sensor available, add OP-DRBK-OMT for \$155.

NOTE: Height adjustable bases have special discounting, please contact your local representative.

Type A Height Adjustable Bases

Electric - 3 Leg - 90 Degree



Model Number	T-Foot Length	Worksurface Width	Worksurface Length	Price
For 24" deep Return Connection and 24" Deep Workspace				
HV-AE90-4266-23	23	42	66	\$2,050
HV-AE90-4272-23	23	42	72	\$2,050
HV-AE90-4278-23	23	42	78	\$2,050
HV-AE90-4866-23	23	48	66	\$2,050
HV-AE90-4872-23	23	48	72	\$2,050
HV-AE90-4878-23	23	48	78	\$2,050
HV-AE90-5466-23	23	54	66	\$2,050
HV-AE90-5472-23	23	54	72	\$2,050
HV-AE90-5478-23	23	54	78	\$2,050
HV-AE90-6066-23	23	60	66	\$2,050
HV-AE90-6072-23	23	60	72	\$2,050
HV-AE90-6078-23	23	60	78	\$2,050
For 24" deep Return Connection and 30" Deep Workspace				
HV-AE90-4266-39	23/29	42	66	\$2,150
HV-AE90-4272-39	23/29	42	72	\$2,150
HV-AE90-4278-39	23/29	42	78	\$2,150
HV-AE90-4866-39	23/29	48	66	\$2,150
HV-AE90-4872-39	23/29	48	72	\$2,150
HV-AE90-4878-39	23/29	48	78	\$2,150
HV-AE90-5466-39	23/29	54	66	\$2,150
HV-AE90-5472-39	23/29	54	72	\$2,150
HV-AE90-5478-39	23/29	54	78	\$2,150
HV-AE90-6066-39	23/29	60	66	\$2,150
HV-AE90-6072-39	23/29	60	72	\$2,150
HV-AE90-6078-39	23/29	60	78	\$2,150

- Please specify base finish when ordering. Premium colors available with 10% increase, OP-HVMT-1. See page 5 for finish options.

- Tops specified separately.

- Bases ship unassembled.

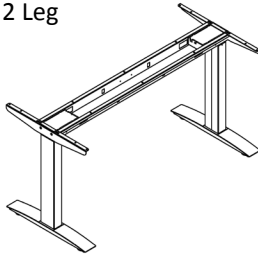
- Programmable digital control available, add OP-CNTL-DIGI for \$115.

- External safety sensor available, add OP-DRBK-OMT for \$155.

NOTE: Height adjustable bases have special discounting, please contact your local representative.

Type A Height Adjustable Bases

Pneumatic - 2 Leg



Model Number	T-Foot Length	Worksurface Width	Worksurface Length	Price
For 24" and 30" Deep Worksurfaces				
HV-AP23-2448	23	24	48	\$1,425
HV-AP23-2454	23	24	54	\$1,425
HV-AP23-2460	23	24	60	\$1,425
HV-AP23-2466	23	24	66	\$1,425
HV-AP23-2472	23	24	72	\$1,425
HV-AP23-2478	23	24	78	\$1,425
HV-AP23-2484	23	24	84	\$1,425
For 30" and 36" Deep Worksurfaces				
HV-AP29-3648	29	36	48	\$1,525
HV-AP29-3654	29	36	54	\$1,525
HV-AP29-3660	29	36	60	\$1,525
HV-AP29-3666	29	36	66	\$1,525
HV-AP29-3672	29	36	72	\$1,525
HV-AP29-3678	29	36	78	\$1,525
HV-AP29-3684	29	36	84	\$1,525

- Please specify base finish when ordering. Premium colors available with 10% increase, OP-HVMT-1. See page 5 for finish options.
 - Tops specified separately.
 - Bases ship unassembled.
 - Includes adjustable glides. Casters available, add OP-CAST-OMT for \$90 (set of 4).
- NOTE: Height adjustable bases have special discounting, please contact your local representative.

Type C Height Adjustable Bases

Pneumatic - H-Base Pedestal Base



For Rectangular Worksurfaces:

- 24" or 30" x 48"
- 24" or 30" x 54"
- 24" or 30" x 60"

Model Number	H-Base Width	H-Base Length	Price
For 24" and 30" Deep Worksurfaces			
HV-CPHB-2430	19 3/4	35 1/2	\$1,295

- Please specify base finish when ordering. See page 5 for finish options.
 - Tops specified separately.
 - Bases ship unassembled.
 - Includes adjustable glides. Casters available, add OP-CAST-SIS for \$207 (set of 4).
- NOTE: Height adjustable bases have special discounting, please contact your local representative.

Type D Height Adjustable Bases

Pneumatic - Wing Base Pedestal Base



For Rectangular Worksurfaces:

- 24" or 30" x 66"
- 24" or 30" x 54"
- 24" or 30" x 60"



For 120 degree Worksurfaces:

- 24" or 30" x 42" x 42"
- 24" or 30" x 48" x 48"

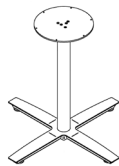
Model Number	Wing Base Width	Wing Base Length	Price
For 24" and 30" Deep Worksurfaces			
HV-DPWB-2430	22	62	\$1,295

- Please specify base finish when ordering. See page 5 for finish options.
 - Tops specified separately.
 - Bases ship unassembled.
 - Includes adjustable glides. Casters available, add OP-CAST-SIS for \$207 (set of 4).
- NOTE: Height adjustable bases have special discounting, please contact your local representative.

Type E Height Adjustable Bases

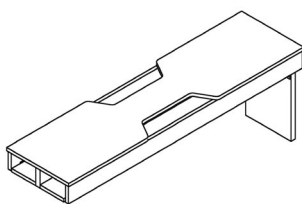
Pneumatic - X-Base

Round Worksurface



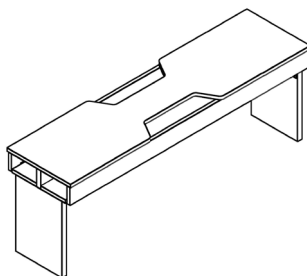
Model Number	X-Base Width	Worksurface Diameter	Price
HV-EPXB-3030	29	30	\$1,390
HV-EPXB-3636	35	36	\$1,505
HV-EPXB-4242	41	42	\$1,547

- Please specify base finish when ordering. Premium colors available with 10% increase, OP-HVMT-1. See page 5 for finish options.
 - Tops specified separately.
 - Bases ship unassembled.
 - Includes adjustable glides. Casters available, add OP-CAST-OMT for \$90 (set of 4).
- NOTE: Height adjustable bases have special discounting, please contact your local representative.

Platform Trough End Section

Model Number	Width	Length	Height	TFL (T)	HPL (H)
HV-PLFE-2350-?	16 1/2	50	23	\$648	\$972
HV-PLFE-2356-?	16 1/2	56	23	\$662	\$992
HV-PLFE-2362-?	16 1/2	62	23	\$687	\$1,031
HV-PLFE-2368-?	16 1/2	68	23	\$753	\$1,129
HV-PLFE-2374-?	16 1/2	74	23	\$778	\$1,168
HV-PLFE-2380-?	16 1/2	80	23	\$1,014	\$1,521
HV-PLFE-2386-?	16 1/2	86	23	\$1,040	\$1,560

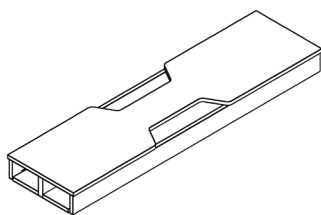
- 80" and 86" Troughs include an additional leg support mounted in the middle of trough for additional structural support.
- Includes all required metal brackets and adjustable glides.
- Edges are DeskMakers standard 2MM PVC edgebanding for both TFL and HPL finishes.

Platform Trough Middle Section

Model Number	Width	Length	Height	TFL (T)	HPL (H)
HV-PLFM-2350-?	16 1/2	50	23	\$802	\$1,204
HV-PLFM-2356-?	16 1/2	56	23	\$816	\$1,224
HV-PLFM-2362-?	16 1/2	62	23	\$842	\$1,263
HV-PLFM-2368-?	16 1/2	68	23	\$907	\$1,361
HV-PLFM-2374-?	16 1/2	74	23	\$933	\$1,399
HV-PLFM-2380-?	16 1/2	80	23	\$1,168	\$1,753
HV-PLFM-2386-?	16 1/2	86	23	\$1,194	\$1,791

- 80" and 86" Troughs include an additional leg support mounted in the middle of trough for additional structural support.
- Includes all required metal brackets and adjustable glides.
- Edges are DeskMakers standard 2MM PVC edgebanding for both TFL and HPL finishes.

Platform Trough Spanning Section

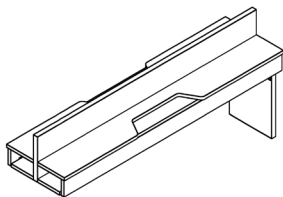


Model Number	Width	Length	Height	TFL (T)	HPL (H)
HV-PLFS-2350-?	16 1/2	50	23	\$494	\$740
HV-PLFS-2356-?	16 1/2	56	23	\$507	\$761
HV-PLFS-2362-?	16 1/2	62	23	\$533	\$799
HV-PLFS-2368-?	16 1/2	68	23	\$598	\$897
HV-PLFS-2374-?	16 1/2	74	23	\$624	\$936
HV-PLFS-2380-?	16 1/2	80	23	\$859	\$1,289
HV-PLFS-2386-?	16 1/2	86	23	\$885	\$1,328

- 80" and 86" Troughs include an additional leg support mounted in the middle of trough for additional structural support.
- Includes all required metal brackets and adjustable glides.
- Edges are DeskMakers standard 2MM PVC edgebanding for both TFL and HPL finishes.

Raised Panel Trough End Section

11" High Center Panel (6" high above trough top)

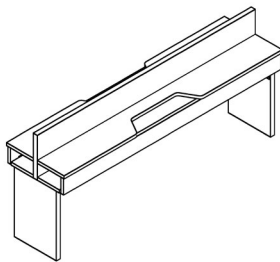


Model Number	Width	Length	Height	TFL (T)	HPL (H)
HV-RPLE-1150-?	16 1/2	50	29	\$730	\$1,095
HV-RPLE-1156-?	16 1/2	56	29	\$746	\$1,119
HV-RPLE-1162-?	16 1/2	62	29	\$774	\$1,161
HV-RPLE-1168-?	16 1/2	68	29	\$842	\$1,263
HV-RPLE-1174-?	16 1/2	74	29	\$870	\$1,306
HV-RPLE-1180-?	16 1/2	80	29	\$1,131	\$1,696
HV-RPLE-1186-?	16 1/2	86	29	\$1,159	\$1,739

- 80" and 86" Troughs include an additional leg support mounted in the middle of trough for additional structural support.
- Includes all required metal brackets and adjustable glides.
- Edges are DeskMakers standard 2MM PVC edgebanding for both TFL and HPL finishes.

Raised Panel Trough Middle Section

11" High Center Panel (6" high above trough top)

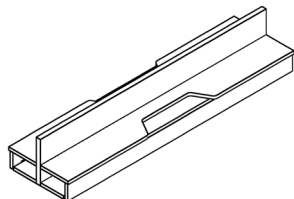


Model Number	Width	Length	Height	TFL (T)	HPL (H)
HV-RPLM-1150-?	16 1/2	50	29	\$884	\$1,326
HV-RPLM-1156-?	16 1/2	56	29	\$900	\$1,350
HV-RPLM-1162-?	16 1/2	62	29	\$929	\$1,393
HV-RPLM-1168-?	16 1/2	68	29	\$997	\$1,495
HV-RPLM-1174-?	16 1/2	74	29	\$1,025	\$1,537
HV-RPLM-1180-?	16 1/2	80	29	\$1,285	\$1,928
HV-RPLM-1186-?	16 1/2	86	29	\$1,314	\$1,971

- 80" and 86" Troughs include an additional leg support mounted in the middle of trough for additional structural support.
- Includes all required metal brackets and adjustable glides.
- Edges are DeskMakers standard 2MM PVC edgebanding for both TFL and HPL finishes.

Raised Panel Trough Spanning Section

11" High Center Panel (6" high above trough top)

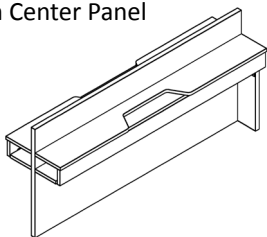


Model Number	Width	Length	Height	TFL (T)	HPL (H)
HV-RPLS-1150-?	16 1/2	50	29	\$575	\$863
HV-RPLS-1156-?	16 1/2	56	29	\$591	\$887
HV-RPLS-1162-?	16 1/2	62	29	\$620	\$930
HV-RPLS-1168-?	16 1/2	68	29	\$688	\$1,031
HV-RPLS-1174-?	16 1/2	74	29	\$716	\$1,074
HV-RPLS-1180-?	16 1/2	80	29	\$976	\$1,465
HV-RPLS-1186-?	16 1/2	86	29	\$1,005	\$1,507

- 80" and 86" Troughs include an additional leg support mounted in the middle of trough for additional structural support.
- Includes all required metal brackets and adjustable glides.
- Edges are DeskMakers standard 2MM PVC edgebanding for both TFL and HPL finishes.

Partition Trough End Section

29" High Center Panel



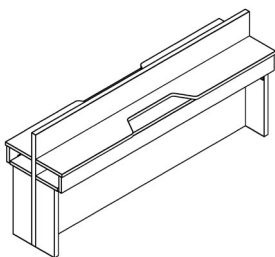
Model Number	Width	Length	Height	TFL (T)	HPL (H)
HV-PRTE-2950-?	16 1/2	50	29	\$822	\$1,232
HV-PRTE-2956-?	16 1/2	56	29	\$843	\$1,264
HV-PRTE-2962-?	16 1/2	62	29	\$876	\$1,315
HV-PRTE-2968-?	16 1/2	68	29	\$949	\$1,424
HV-PRTE-2974-?	16 1/2	74	29	\$983	\$1,475
HV-PRTE-2980-?	16 1/2	80	29	\$1,094	\$1,641
HV-PRTE-2986-?	16 1/2	86	29	\$1,128	\$1,692

- Includes all required metal brackets and adjustable glides.

- Edges are DeskMakers standard 2MM PVC edgebanding for both TFL and HPL finishes.

Partition Trough Middle Section

29" High Center Panel



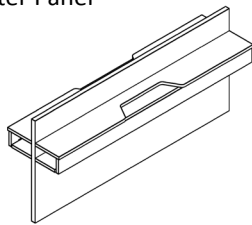
Model Number	Width	Length	Height	TFL (T)	HPL (H)
HV-PRTM-2950-?	16 1/2	50	29	\$976	\$1,464
HV-PRTM-2956-?	16 1/2	56	29	\$997	\$1,496
HV-PRTM-2962-?	16 1/2	62	29	\$1,031	\$1,546
HV-PRTM-2968-?	16 1/2	68	29	\$1,104	\$1,656
HV-PRTM-2974-?	16 1/2	74	29	\$1,138	\$1,706
HV-PRTM-2980-?	16 1/2	80	29	\$1,249	\$1,874
HV-PRTM-2986-?	16 1/2	86	29	\$1,282	\$1,923

- Includes all required metal brackets and adjustable glides.

- Edges are DeskMakers standard 2MM PVC edgebanding for both TFL and HPL finishes.

Partition Trough Spanning Section

29" High Center Panel

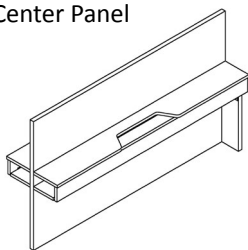


Model Number	Width	Length	Height	TFL (T)	HPL (H)
HV-PRTS-2950-?	16 1/2	50	29	\$667	\$1,001
HV-PRTS-2956-?	16 1/2	56	29	\$688	\$1,032
HV-PRTS-2962-?	16 1/2	62	29	\$722	\$1,083
HV-PRTS-2968-?	16 1/2	68	29	\$795	\$1,192
HV-PRTS-2974-?	16 1/2	74	29	\$829	\$1,243
HV-PRTS-2980-?	16 1/2	80	29	\$940	\$1,410
HV-PRTS-2986-?	16 1/2	86	29	\$973	\$1,460

- Includes all required metal brackets and adjustable glides.
- Edges are DeskMakers standard 2MM PVC edgebanding for both TFL and HPL finishes.

Partition Trough End Section

36" High Center Panel



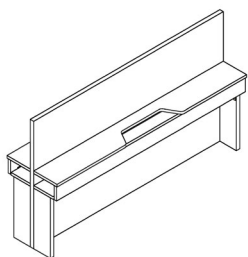
Model Number	Width	Length	Height	TFL (T)	HPL (H)
HV-PRTE-3650-?	16 1/2	50	36	\$862	\$1,293
HV-PRTE-3656-?	16 1/2	56	36	\$885	\$1,328
HV-PRTE-3662-?	16 1/2	62	36	\$921	\$1,382
HV-PRTE-3668-?	16 1/2	68	36	\$996	\$1,494
HV-PRTE-3674-?	16 1/2	74	36	\$1,032	\$1,548
HV-PRTE-3680-?	16 1/2	80	36	\$1,145	\$1,718
HV-PRTE-3686-?	16 1/2	86	36	\$1,181	\$1,772

- Includes all required metal brackets and adjustable glides.

- Edges are DeskMakers standard 2MM PVC edgebanding for both TFL and HPL finishes.

Partition Trough Middle Section

36" High Center Panel



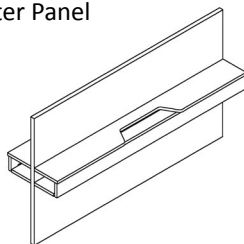
Model Number	Width	Length	Height	TFL (T)	HPL (H)
HV-PRTM-3650-?	16 1/2	50	36	\$1,017	\$1,525
HV-PRTM-3656-?	16 1/2	56	36	\$1,040	\$1,560
HV-PRTM-3662-?	16 1/2	62	36	\$1,076	\$1,613
HV-PRTM-3668-?	16 1/2	68	36	\$1,151	\$1,726
HV-PRTM-3674-?	16 1/2	74	36	\$1,186	\$1,779
HV-PRTM-3680-?	16 1/2	80	36	\$1,300	\$1,950
HV-PRTM-3686-?	16 1/2	86	36	\$1,335	\$2,003

- Includes all required metal brackets and adjustable glides.

- Edges are DeskMakers standard 2MM PVC edgebanding for both TFL and HPL finishes.

Partition Trough Spanning Section

36" High Center Panel



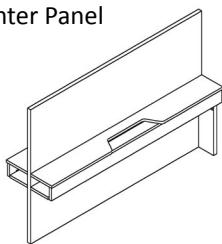
Model Number	Width	Length	Height	TFL (T)	HPL (H)
HV-PRTS-3650-?	16 1/2	50	36	\$708	\$1,062
HV-PRTS-3656-?	16 1/2	56	36	\$731	\$1,096
HV-PRTS-3662-?	16 1/2	62	36	\$767	\$1,150
HV-PRTS-3668-?	16 1/2	68	36	\$842	\$1,263
HV-PRTS-3674-?	16 1/2	74	36	\$877	\$1,316
HV-PRTS-3680-?	16 1/2	80	36	\$991	\$1,487
HV-PRTS-3686-?	16 1/2	86	36	\$1,026	\$1,539

- Includes all required metal brackets and adjustable glides.

- Edges are DeskMakers standard 2MM PVC edgebanding for both TFL and HPL finishes.

Partition Trough End Section

42" High Center Panel



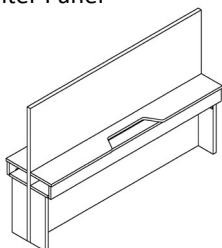
Model Number	Width	Length	Height	TFL (T)	HPL (H)
HV-PRTE-4250-?	16 1/2	50	42	\$900	\$1,350
HV-PRTE-4256-?	16 1/2	56	42	\$925	\$1,388
HV-PRTE-4262-?	16 1/2	62	42	\$963	\$1,444
HV-PRTE-4268-?	16 1/2	68	42	\$1,039	\$1,559
HV-PRTE-4274-?	16 1/2	74	42	\$1,077	\$1,615
HV-PRTE-4280-?	16 1/2	80	42	\$1,192	\$1,788
HV-PRTE-4286-?	16 1/2	86	42	\$1,229	\$1,844

- Includes all required metal brackets and adjustable glides.

- Edges are DeskMakers standard 2MM PVC edgebanding for both TFL and HPL finishes.

Partition Trough Middle Section

42" High Center Panel



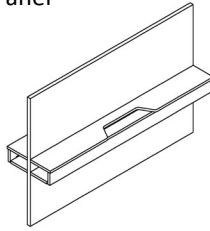
Model Number	Width	Length	Height	TFL (T)	HPL (H)
HV-PRTM-4250-?	16 1/2	50	42	\$1,055	\$1,582
HV-PRTM-4256-?	16 1/2	56	42	\$1,080	\$1,620
HV-PRTM-4262-?	16 1/2	62	42	\$1,117	\$1,676
HV-PRTM-4268-?	16 1/2	68	42	\$1,194	\$1,791
HV-PRTM-4274-?	16 1/2	74	42	\$1,231	\$1,847
HV-PRTM-4280-?	16 1/2	80	42	\$1,346	\$2,019
HV-PRTM-4286-?	16 1/2	86	42	\$1,384	\$2,076

- Includes all required metal brackets and adjustable glides.

- Edges are DeskMakers standard 2MM PVC edgebanding for both TFL and HPL finishes.

Partition Trough Spanning Section

42" High Center Panel



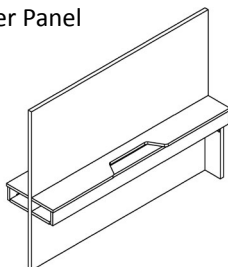
Model Number	Width	Length	Height	TFL (T)	HPL (H)
HV-PRTS-4250-?	16 1/2	50	42	\$746	\$1,119
HV-PRTS-4256-?	16 1/2	56	42	\$771	\$1,156
HV-PRTS-4262-?	16 1/2	62	42	\$808	\$1,212
HV-PRTS-4268-?	16 1/2	68	42	\$885	\$1,327
HV-PRTS-4274-?	16 1/2	74	42	\$922	\$1,384
HV-PRTS-4280-?	16 1/2	80	42	\$1,037	\$1,556
HV-PRTS-4286-?	16 1/2	86	42	\$1,075	\$1,613

- Includes all required metal brackets and adjustable glides.

- Edges are DeskMakers standard 2MM PVC edgebanding for both TFL and HPL finishes.

Partition Trough End Section

48" High Center Panel



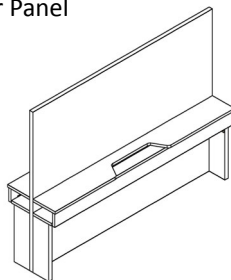
Model Number	Width	Length	Height	TFL (T)	HPL (H)
HV-PRTE-4850-?	16 1/2	50	48	\$938	\$1,407
HV-PRTE-4856-?	16 1/2	56	48	\$965	\$1,448
HV-PRTE-4862-?	16 1/2	62	48	\$1,004	\$1,506
HV-PRTE-4868-?	16 1/2	68	48	\$1,083	\$1,624
HV-PRTE-4874-?	16 1/2	74	48	\$1,122	\$1,683
HV-PRTE-4880-?	16 1/2	80	48	\$1,239	\$1,859
HV-PRTE-4886-?	16 1/2	86	48	\$1,278	\$1,917

- Includes all required metal brackets and adjustable glides.

- Edges are DeskMakers standard 2MM PVC edgebanding for both TFL and HPL finishes.

Partition Trough Middle Section

48" High Center Panel



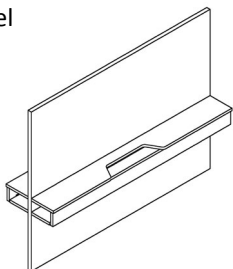
Model Number	Width	Length	Height	TFL (T)	HPL (H)
HV-PRTM-4850-?	16 1/2	50	48	\$1,093	\$1,639
HV-PRTM-4856-?	16 1/2	56	48	\$1,120	\$1,679
HV-PRTM-4862-?	16 1/2	62	48	\$1,159	\$1,738
HV-PRTM-4868-?	16 1/2	68	48	\$1,237	\$1,856
HV-PRTM-4874-?	16 1/2	74	48	\$1,276	\$1,915
HV-PRTM-4880-?	16 1/2	80	48	\$1,393	\$2,090
HV-PRTM-4886-?	16 1/2	86	48	\$1,432	\$2,148

- Includes all required metal brackets and adjustable glides.

- Edges are DeskMakers standard 2MM PVC edgebanding for both TFL and HPL finishes.

Partition Trough Spanning Section

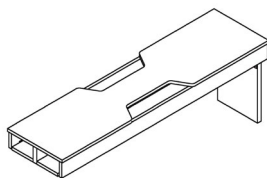
48" High Center Panel



Model Number	Width	Length	Height	TFL (T)	HPL (H)
HV-PRTS-4850-?	16 1/2	50	48	\$784	\$1,176
HV-PRTS-4856-?	16 1/2	56	48	\$811	\$1,216
HV-PRTS-4862-?	16 1/2	62	48	\$850	\$1,275
HV-PRTS-4868-?	16 1/2	68	48	\$928	\$1,392
HV-PRTS-4874-?	16 1/2	74	48	\$967	\$1,451
HV-PRTS-4880-?	16 1/2	80	48	\$1,084	\$1,626
HV-PRTS-4886-?	16 1/2	86	48	\$1,123	\$1,685

- Includes all required metal brackets and adjustable glides.

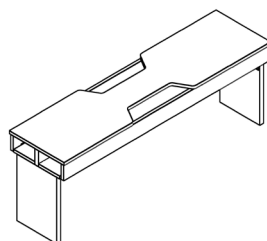
- Edges are DeskMakers standard 2MM PVC edgebanding for both TFL and HPL finishes.

Platform 120 Trough End Section

Model Number	Width	Length	Height	TFL (T)	HPL (H)
For 42" 120 Degree Worksurfaces					
HV-PLFE-2339-?	16 1/2	39 1/4	23	\$626	\$938
For 48" 120 Degree Worksurfaces					
HV-PLFE-2345-?	16 1/2	45 1/4	23	\$639	\$959
For 54" 120 Degree Worksurfaces					
HV-PLFE-2351-?	16 1/2	51 1/4	23	\$665	\$997

- Includes all required metal brackets and adjustable glides.

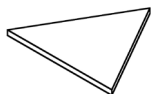
- Edges are DeskMakers standard 2MM PVC edgebanding for both TFL and HPL finishes.

Platform 120 Trough Middle Section

Model Number	Width	Length	Height	TFL (T)	HPL (H)
For 42" 120 Degree Worksurfaces					
HV-PLFM-2339-?	16 1/2	39 1/4	23	\$780	\$1,170
For 48" 120 Degree Worksurfaces					
HV-PLFM-2345-?	16 1/2	45 1/4	23	\$793	\$1,190
For 54" 120 Degree Worksurfaces					
HV-PLFM-2351-?	16 1/2	51 1/4	23	\$819	\$1,229

- Includes all required metal brackets and adjustable glides.

- Edges are DeskMakers standard 2MM PVC edgebanding for both TFL and HPL finishes.

Platform 120 Trough Triangle Connecting Top

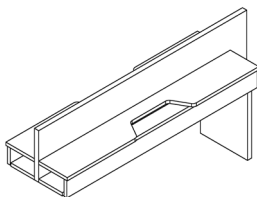
Model Number	Width	Length	TFL (T)	HPL (H)
HV-TRCT-1616-?	16 1/2	16 1/2	\$145	\$218

- Triangle Connecting Top is 3/4" thick material. Edges are DeskMakers standard 2MM PVC edgebanding for both TFL and HPL finishes.

- Includes L-Brackets to secure top to Platform Trough sections.

Raised Panel 120 Trough End Section

11" High Center Panel (6" high above trough top)



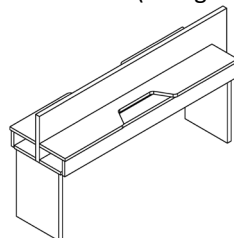
Model Number	Width	Trough Length	Center Panel Length	Height	TFL (T)	HPL (H)
For 42" 120 Degree Worksurfaces						
HV-R12E-1139-?	16 1/2	39 1/4	43 5/8	29	\$706	\$1,059
For 48" 120 Degree Worksurfaces						
HV-R12E-1145-?	16 1/2	45 1/4	49 5/8	29	\$722	\$1,083
For 54" 120 Degree Worksurfaces						
HV-R12E-1151-?	16 1/2	51 1/4	55 5/8	29	\$750	\$1,126

- Includes all required metal brackets and adjustable glides.

- Edges are DeskMakers standard 2MM PVC edgebanding for both TFL and HPL finishes.

Raised Panel 120 Trough Middle Section

11" High Center Panel (6" high above trough top)



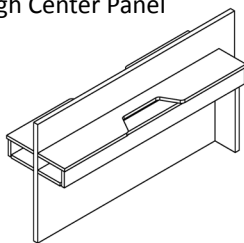
Model Number	Width	Trough Length	Center Panel Length	Height	TFL (T)	HPL (H)
For 42" 120 Degree Worksurfaces						
HV-R12M-1139-?	16 1/2	39 1/4	43 5/8	29	\$860	\$1,291
For 48" 120 Degree Worksurfaces						
HV-R12M-1145-?	16 1/2	45 1/4	49 5/8	29	\$876	\$1,315
For 54" 120 Degree Worksurfaces						
HV-R12M-1151-?	16 1/2	51 1/4	55 5/8	29	\$905	\$1,357

- Includes all required metal brackets and adjustable glides.

- Edges are DeskMakers standard 2MM PVC edgebanding for both TFL and HPL finishes.

Partition Trough End Section

29" High Center Panel



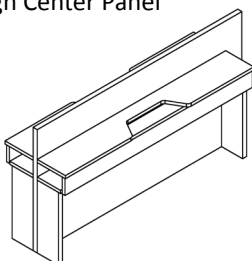
Model Number	Width	Trough Length	Center Panel Length	Height	TFL (T)	HPL (H)
For 42" 120 Degree Worksurfaces						
HV-P12E-2939-?	16 1/2	39 1/4	43 5/8	29	\$792	\$1,189
For 48" 120 Degree Worksurfaces						
HV-P12E-2945-?	16 1/2	45 1/4	49 5/8	29	\$814	\$1,220
For 54" 120 Degree Worksurfaces						
HV-P12E-2951-?	16 1/2	51 1/4	55 5/8	29	\$847	\$1,271

- Includes all required metal brackets and adjustable glides.

- Edges are DeskMakers standard 2MM PVC edgebanding for both TFL and HPL finishes.

Partition Trough Middle Section

29" High Center Panel



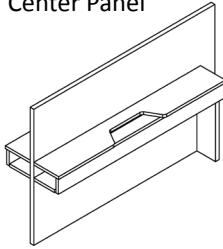
Model Number	Width	Trough Length	Center Panel Length	Height	TFL (T)	HPL (H)
For 42" 120 Degree Worksurfaces						
HV-P12M-2939-?	16 1/2	39 1/4	43 5/8	29	\$947	\$1,420
For 48" 120 Degree Worksurfaces						
HV-P12M-2945-?	16 1/2	45 1/4	49 5/8	29	\$968	\$1,452
For 54" 120 Degree Worksurfaces						
HV-P12M-2951-?	16 1/2	51 1/4	55 5/8	29	\$1,002	\$1,503

- Includes all required metal brackets and adjustable glides.

- Edges are DeskMakers standard 2MM PVC edgebanding for both TFL and HPL finishes.

Partition Trough End Section

36" High Center Panel



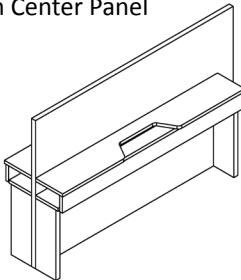
Model Number	Width	Trough Length	Center Panel Length	Height	TFL (T)	HPL (H)
For 42" 120 Degree Worksurfaces						
HV-P12E-3639-?	16 1/2	39 1/4	43 5/8	36	\$831	\$1,247
For 48" 120 Degree Worksurfaces						
HV-P12E-3645-?	16 1/2	45 1/4	49 5/8	36	\$854	\$1,281
For 54" 120 Degree Worksurfaces						
HV-P12E-3651-?	16 1/2	51 1/4	55 5/8	36	\$890	\$1,335

- Includes all required metal brackets and adjustable glides.

- Edges are DeskMakers standard 2MM PVC edgebanding for both TFL and HPL finishes.

Partition Trough Middle Section

36" High Center Panel



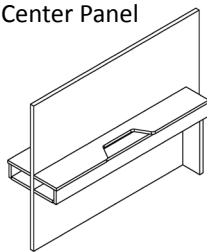
Model Number	Width	Trough Length	Center Panel Length	Height	TFL (T)	HPL (H)
For 42" 120 Degree Worksurfaces						
HV-P12M-3639-?	16 1/2	39 1/4	43 5/8	36	\$986	\$1,478
For 48" 120 Degree Worksurfaces						
HV-P12M-3645-?	16 1/2	45 1/4	49 5/8	36	\$1,009	\$1,513
For 54" 120 Degree Worksurfaces						
HV-P12M-3651-?	16 1/2	51 1/4	55 5/8	36	\$1,044	\$1,567

- Includes all required metal brackets and adjustable glides.

- Edges are DeskMakers standard 2MM PVC edgebanding for both TFL and HPL finishes.

Partition Trough End Section

42" High Center Panel



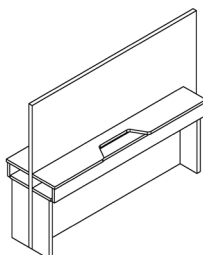
Model Number	Width	Trough Length	Center Panel Length	Height	TFL (T)	HPL (H)
For 42" 120 Degree Worksurfaces						
HV-P12E-4239-?	16 1/2	39 1/4	43 5/8	42	\$867	\$1,301
For 48" 120 Degree Worksurfaces						
HV-P12E-4245-?	16 1/2	45 1/4	49 5/8	42	\$892	\$1,339
For 54" 120 Degree Worksurfaces						
HV-P12E-4251-?	16 1/2	51 1/4	55 5/8	42	\$930	\$1,395

- Includes all required metal brackets and adjustable glides.

- Edges are DeskMakers standard 2MM PVC edgebanding for both TFL and HPL finishes.

Partition Trough Middle Section

42" High Center Panel



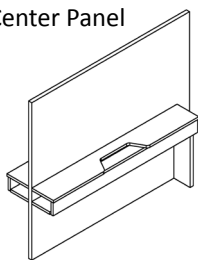
Model Number	Width	Trough Length	Center Panel Length	Height	TFL (T)	HPL (H)
For 42" 120 Degree Worksurfaces						
HV-P12M-4239-?	16 1/2	39 1/4	43 5/8	42	\$1,022	\$1,533
For 48" 120 Degree Worksurfaces						
HV-P12M-4245-?	16 1/2	45 1/4	49 5/8	42	\$1,047	\$1,570
For 54" 120 Degree Worksurfaces						
HV-P12M-4251-?	16 1/2	51 1/4	55 5/8	42	\$1,084	\$1,626

- Includes all required metal brackets and adjustable glides.

- Edges are DeskMakers standard 2MM PVC edgebanding for both TFL and HPL finishes.

Partition Trough End Section

48" High Center Panel



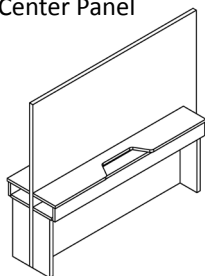
Model Number	Width	Trough Length	Center Panel Length	Height	TFL (T)	HPL (H)
For 42" 120 Degree Worksurfaces						
HV-P12E-4839-?	16 1/2	39 1/4	43 5/8	48	\$904	\$1,355
For 48" 120 Degree Worksurfaces						
HV-P12E-4845-?	16 1/2	45 1/4	49 5/8	48	\$930	\$1,396
For 54" 120 Degree Worksurfaces						
HV-P12E-4851-?	16 1/2	51 1/4	55 5/8	48	\$970	\$1,454

- Includes all required metal brackets and adjustable glides.

- Edges are DeskMakers standard 2MM PVC edgebanding for both TFL and HPL finishes.

Partition Trough Middle Section

48" High Center Panel



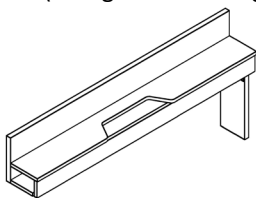
Model Number	Width	Trough Length	Center Panel Length	Height	TFL (T)	HPL (H)
For 42" 120 Degree Worksurfaces						
HV-P12M-4839-?	16 1/2	39 1/4	43 5/8	48	\$1,058	\$1,587
For 48" 120 Degree Worksurfaces						
HV-P12M-4845-?	16 1/2	45 1/4	49 5/8	48	\$1,085	\$1,627
For 54" 120 Degree Worksurfaces						
HV-P12M-4851-?	16 1/2	51 1/4	55 5/8	48	\$1,124	\$1,686

- Includes all required metal brackets and adjustable glides.

- Edges are DeskMakers standard 2MM PVC edgebanding for both TFL and HPL finishes.

Raised Panel Trough End Section

11" High Panel (6" high above trough top)

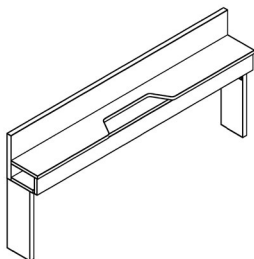


Model Number	Width	Length	Height	TFL (T)	HPL (H)
HV-RSSE-1150-?	8 7/8	50	29	\$503	\$754
HV-RSSE-1156-?	8 7/8	56	29	\$513	\$769
HV-RSSE-1162-?	8 7/8	62	29	\$535	\$803
HV-RSSE-1168-?	8 7/8	68	29	\$571	\$857
HV-RSSE-1174-?	8 7/8	74	29	\$594	\$891
HV-RSSE-1180-?	8 7/8	80	29	\$771	\$1,157
HV-RSSE-1186-?	8 7/8	86	29	\$794	\$1,191

- 80" and 86" Troughs include an additional leg support mounted in the middle of trough for additional structural support.
- Includes all required metal brackets and adjustable glides.
- Edges are DeskMakers standard 2MM PVC edgebanding for both TFL and HPL finishes.

Raised Panel Trough Middle Section

11" High Panel (6" high above trough top)

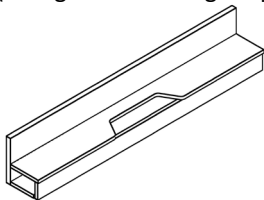


Model Number	Width	Length	Height	TFL (T)	HPL (H)
HV-RSSM-1150-?	8 7/8	50	29	\$580	\$870
HV-RSSM-1156-?	8 7/8	56	29	\$590	\$885
HV-RSSM-1162-?	8 7/8	62	29	\$613	\$919
HV-RSSM-1168-?	8 7/8	68	29	\$649	\$973
HV-RSSM-1174-?	8 7/8	74	29	\$671	\$1,007
HV-RSSM-1180-?	8 7/8	80	29	\$926	\$1,389
HV-RSSM-1186-?	8 7/8	86	29	\$948	\$1,422

- 80" and 86" Troughs include an additional leg support mounted in the middle of trough for additional structural support.
- Includes all required metal brackets and adjustable glides.
- Edges are DeskMakers standard 2MM PVC edgebanding for both TFL and HPL finishes.

Raised Panel Trough Spanning Section

11" High Panel (6" high above trough top)

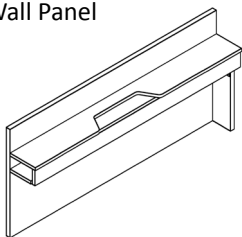


Model Number	Width	Length	Height	TFL (T)	HPL (H)
HV-RSSS-1150-?	8 7/8	50	29	\$425	\$638
HV-RSSS-1156-?	8 7/8	56	29	\$436	\$653
HV-RSSS-1162-?	8 7/8	62	29	\$458	\$687
HV-RSSS-1168-?	8 7/8	68	29	\$494	\$741
HV-RSSS-1174-?	8 7/8	74	29	\$517	\$775
HV-RSSS-1180-?	8 7/8	80	29	\$694	\$1,041
HV-RSSS-1186-?	8 7/8	86	29	\$717	\$1,075

- 80" and 86" Troughs include an additional leg support mounted in the middle of trough for additional structural support.
- Includes all required metal brackets and adjustable glides.
- Edges are DeskMakers standard 2MM PVC edgebanding for both TFL and HPL finishes.

Partition Trough End Section

29" High Wall Panel



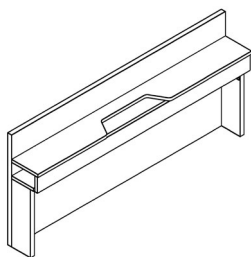
Model Number	Width	Length	Height	TFL (T)	HPL (H)
HV-PSSE-2950-?	8 7/8	50	29	\$594	\$892
HV-PSSE-2956-?	8 7/8	56	29	\$610	\$915
HV-PSSE-2962-?	8 7/8	62	29	\$638	\$956
HV-PSSE-2968-?	8 7/8	68	29	\$679	\$1,018
HV-PSSE-2974-?	8 7/8	74	29	\$707	\$1,060
HV-PSSE-2980-?	8 7/8	80	29	\$812	\$1,218
HV-PSSE-2986-?	8 7/8	86	29	\$840	\$1,260

- Includes all required metal brackets and adjustable glides.

- Edges are DeskMakers standard 2MM PVC edgebanding for both TFL and HPL finishes.

Partition Trough Middle Section

29" High Wall Panel



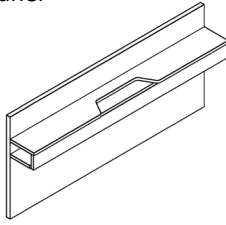
Model Number	Width	Length	Height	TFL (T)	HPL (H)
HV-PSSM-2950-?	8 7/8	50	29	\$672	\$1,008
HV-PSSM-2956-?	8 7/8	56	29	\$687	\$1,031
HV-PSSM-2962-?	8 7/8	62	29	\$715	\$1,072
HV-PSSM-2968-?	8 7/8	68	29	\$756	\$1,134
HV-PSSM-2974-?	8 7/8	74	29	\$784	\$1,176
HV-PSSM-2980-?	8 7/8	80	29	\$889	\$1,334
HV-PSSM-2986-?	8 7/8	86	29	\$917	\$1,376

- Includes all required metal brackets and adjustable glides.

- Edges are DeskMakers standard 2MM PVC edgebanding for both TFL and HPL finishes.

Partition Trough Spanning Section

29" High Wall Panel



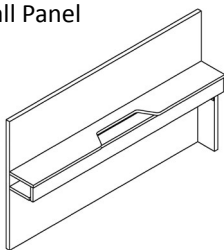
Model Number	Width	Length	Height	TFL (T)	HPL (H)
HV-PSSS-2950-?	8 7/8	50	29	\$517	\$776
HV-PSSS-2956-?	8 7/8	56	29	\$533	\$799
HV-PSSS-2962-?	8 7/8	62	29	\$560	\$840
HV-PSSS-2968-?	8 7/8	68	29	\$602	\$902
HV-PSSS-2974-?	8 7/8	74	29	\$629	\$944
HV-PSSS-2980-?	8 7/8	80	29	\$735	\$1,103
HV-PSSS-2986-?	8 7/8	86	29	\$762	\$1,143

- Includes all required metal brackets and adjustable glides.

- Edges are DeskMakers standard 2MM PVC edgebanding for both TFL and HPL finishes.

Partition Trough End Section

36" High Wall Panel



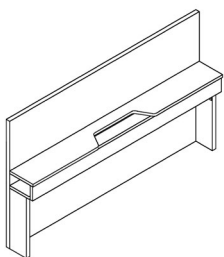
Model Number	Width	Length	Height	TFL (T)	HPL (H)
HV-PSSE-3650-?	8 7/8	50	36	\$635	\$953
HV-PSSE-3656-?	8 7/8	56	36	\$653	\$979
HV-PSSE-3662-?	8 7/8	62	36	\$682	\$1,023
HV-PSSE-3668-?	8 7/8	68	36	\$726	\$1,088
HV-PSSE-3674-?	8 7/8	74	36	\$755	\$1,133
HV-PSSE-3680-?	8 7/8	80	36	\$863	\$1,295
HV-PSSE-3686-?	8 7/8	86	36	\$892	\$1,338

- Includes all required metal brackets and adjustable glides.

- Edges are DeskMakers standard 2MM PVC edgebanding for both TFL and HPL finishes.

Partition Trough Middle Section

36" High Wall Panel



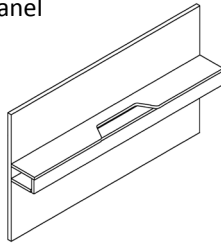
Model Number	Width	Length	Height	TFL (T)	HPL (H)
HV-PSSM-3650-?	8 7/8	50	36	\$712	\$1,069
HV-PSSM-3656-?	8 7/8	56	36	\$730	\$1,095
HV-PSSM-3662-?	8 7/8	62	36	\$760	\$1,139
HV-PSSM-3668-?	8 7/8	68	36	\$803	\$1,204
HV-PSSM-3674-?	8 7/8	74	36	\$833	\$1,249
HV-PSSM-3680-?	8 7/8	80	36	\$940	\$1,410
HV-PSSM-3686-?	8 7/8	86	36	\$970	\$1,455

- Includes all required metal brackets and adjustable glides.

- Edges are DeskMakers standard 2MM PVC edgebanding for both TFL and HPL finishes.

Partition Trough Spanning Section

36" High Wall Panel



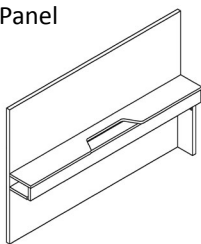
Model Number	Width	Length	Height	TFL (T)	HPL (H)
HV-PSSS-3650-?	8 7/8	50	36	\$558	\$837
HV-PSSS-3656-?	8 7/8	56	36	\$575	\$863
HV-PSSS-3662-?	8 7/8	62	36	\$605	\$908
HV-PSSS-3668-?	8 7/8	68	36	\$648	\$972
HV-PSSS-3674-?	8 7/8	74	36	\$678	\$1,017
HV-PSSS-3680-?	8 7/8	80	36	\$785	\$1,178
HV-PSSS-3686-?	8 7/8	86	36	\$815	\$1,223

- Includes all required metal brackets and adjustable glides.

- Edges are DeskMakers standard 2MM PVC edgebanding for both TFL and HPL finishes.

Partition Trough End Section

42" High Wall Panel



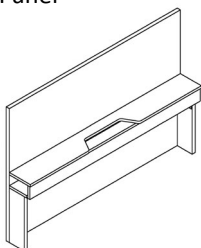
Model Number	Width	Length	Height	TFL (T)	HPL (H)
HV-PSSE-4250-?	8 7/8	50	42	\$673	\$1,010
HV-PSSE-4256-?	8 7/8	56	42	\$692	\$1,038
HV-PSSE-4262-?	8 7/8	62	42	\$724	\$1,086
HV-PSSE-4268-?	8 7/8	68	42	\$769	\$1,153
HV-PSSE-4274-?	8 7/8	74	42	\$800	\$1,201
HV-PSSE-4280-?	8 7/8	80	42	\$910	\$1,365
HV-PSSE-4286-?	8 7/8	86	42	\$941	\$1,412

- Includes all required metal brackets and adjustable glides.

- Edges are DeskMakers standard 2MM PVC edgebanding for both TFL and HPL finishes.

Partition Trough Middle Section

42" High Wall Panel



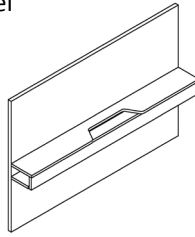
Model Number	Width	Length	Height	TFL (T)	HPL (H)
HV-PSSM-4250-?	8 7/8	50	42	\$750	\$1,126
HV-PSSM-4256-?	8 7/8	56	42	\$770	\$1,154
HV-PSSM-4262-?	8 7/8	62	42	\$801	\$1,202
HV-PSSM-4268-?	8 7/8	68	42	\$846	\$1,269
HV-PSSM-4274-?	8 7/8	74	42	\$878	\$1,316
HV-PSSM-4280-?	8 7/8	80	42	\$987	\$1,481
HV-PSSM-4286-?	8 7/8	86	42	\$1,018	\$1,527

- Includes all required metal brackets and adjustable glides.

- Edges are DeskMakers standard 2MM PVC edgebanding for both TFL and HPL finishes.

Partition Trough Spanning Section

42" High Wall Panel



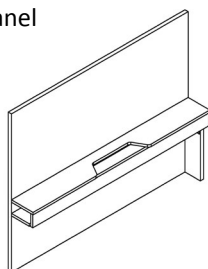
Model Number	Width	Length	Height	TFL (T)	HPL (H)
HV-PSSS-4250-?	8 7/8	50	42	\$596	\$894
HV-PSSS-4256-?	8 7/8	56	42	\$615	\$923
HV-PSSS-4262-?	8 7/8	62	42	\$647	\$970
HV-PSSS-4268-?	8 7/8	68	42	\$692	\$1,037
HV-PSSS-4274-?	8 7/8	74	42	\$723	\$1,085
HV-PSSS-4280-?	8 7/8	80	42	\$832	\$1,248
HV-PSSS-4286-?	8 7/8	86	42	\$864	\$1,296

- Includes all required metal brackets and adjustable glides.

- Edges are DeskMakers standard 2MM PVC edgebanding for both TFL and HPL finishes.

Partition Trough End Section

48" High Wall Panel



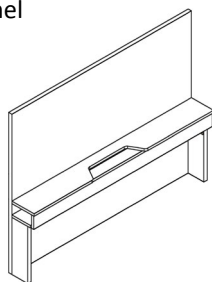
Model Number	Width	Length	Height	TFL (T)	HPL (H)
HV-PSSE-4850-?	8 7/8	50	48	\$711	\$1,067
HV-PSSE-4856-?	8 7/8	56	48	\$732	\$1,098
HV-PSSE-4862-?	8 7/8	62	48	\$765	\$1,148
HV-PSSE-4868-?	8 7/8	68	48	\$812	\$1,218
HV-PSSE-4874-?	8 7/8	74	48	\$845	\$1,268
HV-PSSE-4880-?	8 7/8	80	48	\$956	\$1,434
HV-PSSE-4886-?	8 7/8	86	48	\$990	\$1,485

- Includes all required metal brackets and adjustable glides.

- Edges are DeskMakers standard 2MM PVC edgebanding for both TFL and HPL finishes.

Partition Trough Middle Section

48" High Wall Panel



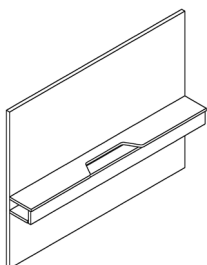
Model Number	Width	Length	Height	TFL (T)	HPL (H)
HV-PSSM-4850-?	8 7/8	50	48	\$788	\$1,183
HV-PSSM-4856-?	8 7/8	56	48	\$809	\$1,214
HV-PSSM-4862-?	8 7/8	62	48	\$843	\$1,264
HV-PSSM-4868-?	8 7/8	68	48	\$889	\$1,334
HV-PSSM-4874-?	8 7/8	74	48	\$923	\$1,384
HV-PSSM-4880-?	8 7/8	80	48	\$1,034	\$1,551
HV-PSSM-4886-?	8 7/8	86	48	\$1,067	\$1,601

- Includes all required metal brackets and adjustable glides.

- Edges are DeskMakers standard 2MM PVC edgebanding for both TFL and HPL finishes.

Partition Trough Spanning Section

48" High Wall Panel



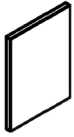
Model Number	Width	Length	Height	TFL (T)	HPL (H)
HV-PSSS-4850-?	8 7/8	50	48	\$634	\$951
HV-PSSS-4856-?	8 7/8	56	48	\$655	\$982
HV-PSSS-4862-?	8 7/8	62	48	\$688	\$1,032
HV-PSSS-4868-?	8 7/8	68	48	\$735	\$1,102
HV-PSSS-4874-?	8 7/8	74	48	\$768	\$1,152
HV-PSSS-4880-?	8 7/8	80	48	\$879	\$1,319
HV-PSSS-4886-?	8 7/8	86	48	\$912	\$1,368

- Includes all required metal brackets and adjustable glides.

- Edges are DeskMakers standard 2MM PVC edgebanding for both TFL and HPL finishes.

Double Sided End Panel - 23" High

For use with Platform and Partition Troughs

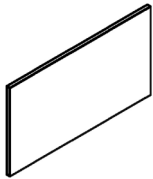


Model Number	Width	Height	TFL (T)	HPL (H)
HV-EPL1-2316-?	16.5	23	\$125	\$188

- End Panel is 1-1/8" thick material.
- Includes two adjustable glides.
- Edges are DeskMakers standard 2MM PVC edgebanding for both TFL and HPL finishes.
- Grain runs horizontal.

Double Sided End Panel - 29" High

For use with Platform, Raised Panel or Partition Troughs

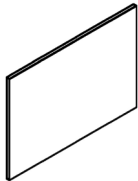


Model Number	Width	Height	TFL (T)	HPL (H)
HV-EPL1-2952-?	52	29	\$315	\$473
HV-EPL1-2964-?	64	29	\$360	\$540
HV-EPL1-2976-?	76	29	\$420	\$630

- End Panel is 1-1/8" thick material.
- Includes two adjustable glides.
- Edges are DeskMakers standard 2MM PVC edgebanding for both TFL and HPL finishes.
- Grain runs horizontal.

Double Sided End Panel - 36" High

For use with Partition Troughs: 36", 42" or 48" high

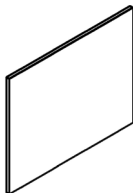


Model Number	Width	Height	TFL (T)	HPL (H)
HV-EPL1-3652-?	52	36	\$375	\$563
HV-EPL1-3664-?	64	36	\$425	\$638
HV-EPL1-3676-?	76	36	\$475	\$713

- End Panel is 1-1/8" thick material.
- Includes two adjustable glides.
- Edges are DeskMakers standard 2MM PVC edgebanding for both TFL and HPL finishes.
- Grain runs horizontal.

Double Sided End Panel - 42" High

For use with Partition Troughs: 42" & 48" high

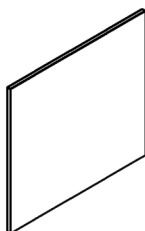


Model Number	Width	Height	TFL (T)	HPL (H)
HV-EPL1-4252-?	52	42	\$420	\$630
HV-EPL1-4264-?	64	42	\$470	\$705
HV-EPL1-4276-?	76	42	\$520	\$780

- End Panel is 1-1/8" thick material.
- Includes two adjustable glides.
- Edges are DeskMakers standard 2MM PVC edgebanding for both TFL and HPL finishes.
- Grain runs horizontal.

Double Sided End Panel - 48" High

For use with Partition Troughs: 48" high

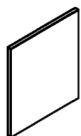


Model Number	Width	Height	TFL (T)	HPL (H)
HV-EPL1-4852-?	52	48	\$465	\$698
HV-EPL1-4864-?	64	48	\$515	\$773
HV-EPL1-4876-?	76	48	\$565	\$848

- End Panel is 1-1/8" thick material.
- Includes two adjustable glides.
- Edges are DeskMakers standard 2MM PVC edgebanding for both TFL and HPL finishes.
- Grain runs horizontal.

Single Sided End Panel - 29" High

For use with Single Sided Raised Panel or Partition Troughs

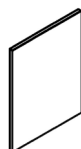


Model Number	Width	Height	TFL (T)	HPL (H)
HV-EPL2-2927-?	26 1/2	29	\$221	\$332
HV-EPL2-2934-?	33 1/2	29	\$252	\$378
HV-EPL2-2939-?	38 1/2	29	\$294	\$441

- End Panel is 1-1/8" thick material.
- Includes two adjustable glides.
- Edges are DeskMakers standard 2MM PVC edgebanding for both TFL and HPL finishes.
- Grain runs horizontal.

Single Sided End Panel - 36" High

For use with Single Sided Partition Troughs: 36", 42" or 48" high

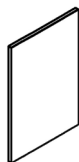


Model Number	Width	Height	TFL (T)	HPL (H)
HV-EPL2-3627-?	26 1/2	36	\$263	\$395
HV-EPL2-3634-?	33 1/2	36	\$298	\$447
HV-EPL2-3639-?	38 1/2	36	\$333	\$500

- End Panel is 1-1/8" thick material.
- Includes two adjustable glides.
- Edges are DeskMakers standard 2MM PVC edgebanding for both TFL and HPL finishes.
- Grain runs horizontal.

Single Sided End Panel -42" High

For use with Single Sided Partition Troughs: 42" & 48" high



Model Number	Width	Height	TFL (T)	HPL (H)
HV-EPL2-4227-?	26 1/2	42	\$294	\$441
HV-EPL2-4234-?	33 1/2	42	\$329	\$494
HV-EPL2-4239-?	38 1/2	42	\$364	\$546

- End Panel is 1-1/8" thick material.
- Includes two adjustable glides.
- Edges are DeskMakers standard 2MM PVC edgebanding for both TFL and HPL finishes.
- Grain runs horizontal.

Single Sided End Panel -48" High

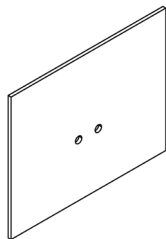
For use with Single Sided Partition Troughs: 48" high



Model Number	Width	Height	TFL (T)	HPL (H)
HV-EPL2-4827-?	26 1/2	48	\$326	\$489
HV-EPL2-4834-?	33 1/2	48	\$361	\$542
HV-EPL2-4839-?	38 1/2	48	\$396	\$594

- End Panel is 1-1/8" thick material.
- Includes two adjustable glides.
- Edges are DeskMakers standard 2MM PVC edgebanding for both TFL and HPL finishes.
- Grain runs horizontal.

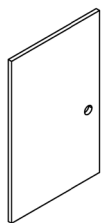
Double Sided Divider Panels



Model Number	Width	Height	TFL (T)	HPL (H)
29" High				
HV-DPL1-2952-?	52	29	\$390	\$585
HV-DPL1-2964-?	64	29	\$435	\$653
HV-DPL1-2976-?	76	29	\$495	\$743
36" High				
HV-DPL1-3652-?	52	36	\$450	\$675
HV-DPL1-3664-?	64	36	\$500	\$750
HV-DPL1-3676-?	76	36	\$550	\$825
42" High				
HV-DPL1-4252-?	52	42	\$495	\$743
HV-DPL1-4264-?	64	42	\$545	\$818
HV-DPL1-4276-?	76	42	\$595	\$893
48" High				
HV-DPL1-4852-?	52	48	\$540	\$810
HV-DPL1-4864-?	64	48	\$590	\$885
HV-DPL1-4876-?	76	48	\$640	\$960

- Divider Panel is 1-1/8" thick material.
- Includes grommet cutouts and adjustable glides.
- Edges are DeskMakers standard 2MM PVC edgebanding for both TFL and HPL finishes.
- Grain runs horizontal.

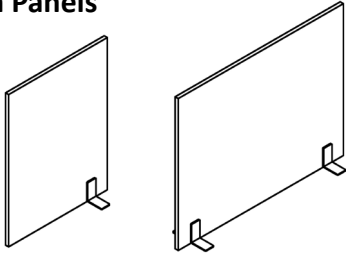
Single Sided Divider Panels



Model Number	Width	Height	TFL (T)	HPL (H)
29" High				
HV-DPL2-2927-?	26 1/2	29	\$296	\$332
HV-DPL2-2934-?	33 1/2	29	\$327	\$378
HV-DPL2-2939-?	38 1/2	29	\$369	\$441
36" High				
HV-DPL2-3627-?	26 1/2	36	\$338	\$395
HV-DPL2-3634-?	33 1/2	36	\$373	\$447
HV-DPL2-3639-?	38 1/2	36	\$408	\$500
42" High				
HV-DPL2-4227-?	26 1/2	42	\$369	\$441
HV-DPL2-4234-?	33 1/2	42	\$404	\$494
HV-DPL2-4239-?	38 1/2	42	\$439	\$546
48" High				
HV-DPL2-4827-?	26 1/2	48	\$401	\$489
HV-DPL2-4834-?	33 1/2	48	\$436	\$542
HV-DPL2-4839-?	38 1/2	48	\$471	\$594

- Divider Panel is 1-1/8" thick material.
- Includes grommet cutout and adjustable glides.
- Edges are DeskMakers standard 2MM PVC edgebanding for both TFL and HPL finishes.
- Grain runs horizontal.

Extension Panels



Model Number	Width	Height	TFL (T)	HPL (H)
29" High				
HV-EXP1-2429-?	24	29	\$335	\$503
HV-EXP1-3029-?	30	29	\$345	\$518
HV-EXP1-3629-?	36	29	\$354	\$531
HV-EXP1-4229-?	42	29	\$476	\$714
HV-EXP1-4829-?	48	29	\$485	\$728
HV-EXP1-5429-?	54	29	\$495	\$743
HV-EXP1-6029-?	60	29	\$505	\$758
36" High				
HV-EXP1-2436-?	24	36	\$345	\$518
HV-EXP1-3036-?	30	36	\$356	\$534
HV-EXP1-3636-?	36	36	\$368	\$552
HV-EXP1-4236-?	42	36	\$492	\$738
HV-EXP1-4836-?	48	36	\$503	\$755
HV-EXP1-5436-?	54	36	\$515	\$773
HV-EXP1-6036-?	60	36	\$526	\$789
42" High				
HV-EXP1-2442-?	24	42	\$353	\$530
HV-EXP1-3042-?	30	42	\$366	\$549
HV-EXP1-3642-?	36	42	\$379	\$569
HV-EXP1-4242-?	42	42	\$505	\$758
HV-EXP1-4842-?	48	42	\$518	\$777
HV-EXP1-5442-?	54	42	\$531	\$797
HV-EXP1-6042-?	60	42	\$545	\$818
48" High				
HV-EXP1-2448-?	24	48	\$361	\$542
HV-EXP1-3048-?	30	48	\$376	\$564
HV-EXP1-3648-?	36	48	\$391	\$587
HV-EXP1-4248-?	42	48	\$518	\$777
HV-EXP1-4848-?	48	48	\$533	\$800
HV-EXP1-5448-?	54	48	\$548	\$822
HV-EXP1-6048-?	60	48	\$563	\$845

- End Panel is 1-1/8" thick material.
- Includes metal T-Foot and adjustable glides.
- Edges are DeskMakers standard 2MM PVC edgebanding for both TFL and HPL finishes.
- Panels must attach to an end panel or divider panel. Cannot be used as a stand-alone wall.
- Grain runs horizontal.

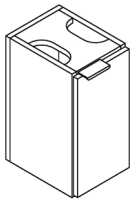
U-Shaped Wire Management Channel

Model Number	Width	Depth	Height	Price
HV-UCHN-18	5	7	18	\$144

- 3/4" thermofuse laminate material only.
- Ships with mounting hardware for securing to table base.
- Cannot be used to support troughs.

Wire Management Support Base

Used with Platform and Raised Panel Troughs

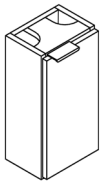


Model Number	Width	Depth	Height	Price
HV-WML1-18	9	12	18	\$475

- 3/4" thermofuse laminate material only.
- Includes one hinged access door.
- Includes adjustable glides.
- Edges are DeskMakers standard 2MM PVC edgebanding.

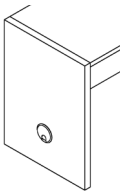
Wire Management Support Base

Used with Partition and Single Sided Troughs



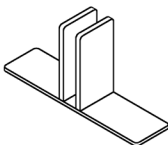
Model Number	Width	Depth	Height	Price
HV-WML2-18	9	5 1/2	18	\$275

- 3/4" thermofuse laminate material only.
- Includes one hinged access door.
- Includes adjustable glides.
- Edges are DeskMakers standard 2MM PVC edgebanding.

End Panel Infeed Grommet Option

Model Number	Price
HV-GROM-ENDP	\$25

- 2-1/2" diameter grommet is plastic.
- Grommet is centered on the depth of the end panel and is located 6" on center above the bottom edge.

Metal Wall Panel T-Foot

Model Number	Price
HV-PNLS-TF	\$120

- Powder coat silver finish.

Round Grommet



Model Number	Description	Price
AC-OPT-GRO-1	2.5" Black Plastic Grommet	\$17
AC-OPT-GRO-6	2.5" Stainless Steel Grommet	\$28

- Grommet placement is centered on the table top, 4" on center from the edge.

Rectangle Grommet



Model Number	Description	Price
AC-OPT-GRO-35	3 3/4" x 2 1/4" Stainless Steel Grommet	\$34

- Grommet placement is centered on the table top, 4" on center from the edge.

Cable Spine



Model Number	Price
HV-CBLS-51	\$135

- Plastic material. Black finish.
- Includes weighted base, edge clip, and installation screws.

Cable Carrier



Model Number	Price
HV-IGUS-36	\$130

- Plastic material. Metallic silver finish.
- Includes weighted base, edge clip, and installation screws.

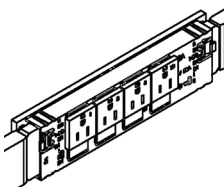
G-Shaped Plastic Wire Management Channel



Model Number	Description	Price
AC-MGMT-GCHN	Per 8 Linear Feet	\$50

- Channel size is 1-1/2" x 1-1/2".
- Secures with screws, staples or double-sided tape.
- Flexible corner opening for easy insertion of wires.
- Supplied in 8-foot increments only. Must be field installed.

S1 System Single Sided Power Block



Model Number	Price
AC-ELS1-04	\$125
- 8-wire 4-circuit system. Max 5 connection boxes per circuit, with a total of 20 connection boxes on one hardwire starter when all 4 circuits are used. - Mounts inside the trough and can be easily shared by two users. - Includes S1 Power Connection Box.	

S1 System Daisy-Chain Hardwire Electrical Starter Cable



Model Number	Length	Price
AC-ELS1-11-72	72	\$170
AC-ELS1-11-108	108	\$212
AC-ELS1-11-144	144	\$254

S1 System Daisy-Chain Interconnect Cable



Model Number	Length	Price
AC-ELS1-02-36	36	\$145
AC-ELS1-02-42	42	\$152
AC-ELS1-02-48	48	\$158
AC-ELS1-02-54	54	\$164
AC-ELS1-02-60	60	\$171
AC-ELS1-02-66	66	\$179
AC-ELS1-02-72	72	\$185
AC-ELS1-02-78	78	\$193
AC-ELS1-02-84	84	\$199
AC-ELS1-02-90	90	\$207
AC-ELS1-02-96	96	\$213

- Interconnect cables continue the power supply between multiple Connection Boxes.

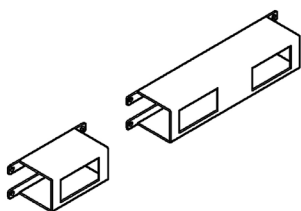
S1 System Daisy-Chain Pass Through Extension Cable



Model Number	Length	Price
AC-ELS1-06-36	36	\$145
AC-ELS1-06-48	48	\$158
AC-ELS1-06-60	60	\$171
AC-ELS1-06-72	72	\$185
AC-ELS1-06-84	84	\$199
AC-ELS1-06-96	96	\$213

- Plugs into and extends S1 Interconnect Cable.

Telecom Plate Bracket



Model Number	Price
AC-BRKT-DATA-1	\$110
AC-BRKT-DATA-2	\$125

- Metal material, black finish.
 - Includes interface plates each with two keystone jack cut-outs (IP-A-BL-A-4KO). Jacks not included.
 - Mounts inside the trough and can be easily shared by two users.

PAYMENT TERMS

Payment terms are determined on a customer-by-customer and P.O. by P.O. basis. Terms will be shown on the order acknowledgement. Days are measured from date of invoice, which is generally the day of shipment. A penalty charge of 1.5% per month will be added to all accounts past 30 days. Even if the credit terms shown on an order acknowledgement include a quick-pay discount, such discounts are not available for 1) customers who do not have credit terms with DeskMakers, 2) customers with any unpaid invoices over 30 days, 3) credit card payments, or 4) P.O.'s for which deposits are required.

In the event that DeskMakers is required to engage a collection agency or attorney in order to enforce invoice payment, the customer will be responsible for reimbursement of all reasonable fees charged DeskMakers by such entities.

CREDIT POLICY

Credit terms will be extended at the discretion of DeskMakers, Inc. upon verification of industry trade and business references. Until open credit terms are established, a fifty percent (50%) deposit may be required before production begins. If our credit investigation is not complete at the time the order is ready for will call or shipment, a request for payment of the balance in full will be made at that time. All orders of more than \$5,000 will require a 50% deposit regardless of past credit, and DeskMakers reserves the right to change its deposit requirements at any time.

CANCELLATIONS

All cancellations of orders must be acknowledged in writing before the order goes into production. If production has begun, the account will be responsible for the entire invoice cost of the order that is cancelled.

SHIPPING/FREIGHT

All prices are F.O.B. DeskMakers, Inc. factory, Commerce, California, unless otherwise agreed to in writing. All freight and shipping charges are the sole responsibility of the customer unless DeskMakers has informed customer that it is on a "landed" shipping program whereby freight will be prepaid by DeskMakers. Orders will be shipped Best Way at the discretion of the factory unless otherwise denoted on your purchase order. DeskMakers, Inc. releases responsibility to the freight company when they sign our Bill of Lading and leave our shipping dock. Items will be shipped blanket-wrapped unless cartoning is specified for an additional charge.

ORDER ACKNOWLEDGEMENTS

DeskMakers, Inc. will send acknowledgements for all purchases via fax, regular mail, or email. It is the customer's responsibility to double-check the acknowledgement and inform DeskMakers immediately of any errors or omissions. The acknowledgement acts as the final agreement between the customer and DeskMakers, and supersedes all previous communication.

SELLER NON-PERFORMANCE/LIMITATION OF LIABILITY

DeskMakers, Inc. shall not be held liable for any subsequent damages or losses caused by any failure on our part to produce and/or deliver an order correctly or in a timely fashion, regardless of whether such failure is the fault of DeskMakers, Inc. CUSTOMER'S SOLE REMEDY UNDER DESKMAKERS' WARRANTY IS THE REPAIR OR REPLACEMENT OF DEFECTIVE PRODUCT.

RETURNS AND SERVICE AUTHORIZATIONS

ALL returns for any reason must be pre-approved by DeskMakers prior to return. DeskMakers, Inc. must be notified in writing as to the reason for the return. Once the return is approved, a written Return Authorization form (RA) will be issued by the factory. No returns will be accepted without a written and approved RA.

The factory will inspect all returns and determine the degree of manufacturer responsibility for any defects. If it is determined the problem resulted from freight, handling, abuse, or improper installation, we may offer to repair the products for a fee. DeskMakers is under no obligation to accept returned merchandise, or grant any credits for such merchandise in cases where a customer wishes to return merchandise for reasons other than DeskMaker's error.

SPECIAL ORDERS

Special orders must be submitted in writing with an approved sketch or drawing. Custom configurations, colors, and features are available. Please call our customer service for pricing quotes. Allow extra time for special handling. Special custom orders are subject to a fifty percent (50%) deposit.

PRICING/SPECIFICATIONS

All prices are Manufacturer's Suggested Retail Prices F.O.B. DeskMakers, Inc. factory Los Angeles, CA, and are subject to change without notice. Possession of this Retail Price List does not constitute an offer to sell. Specifications listed in this Retail Price List are approximate and not exact. DeskMakers, Inc. reserves the right to make changes or modifications to the product line when necessary WITHOUT NOTICE.

Limited Lifetime Warranty

(Effective for Furniture Sold as of January 1, 2015)

DeskMakers, Inc. furniture is warranted against defects in material and workmanship given normal usage and care for as long the original purchaser owns it.

DeskMakers will repair or replace at its option, and at its own cost, any product that develops a defect during the warranty period. In some cases, DeskMakers may elect to refund the customer's original purchase price (less reasonable depreciation) in lieu of repair or replacement. Repair, replacement, or refund is the purchaser's sole remedy, the choice of which rests solely with DeskMakers. DeskMakers shall not be liable for any incidental or consequential damages including lost profits and loss of use of product.

Limitations:

- The warranty for wood guest chair frames shall be limited to 10 years.
- The warranty for PVC edges, wood veneer edges, HPL edges, mechanical parts such as ball bearing slides, door hinges, floor glides, fabric (except for COM fabrics), seating foam, and wood veneer surfaces shall be limited to five (5) years.
- The warranty for training tables shall be limited to three (3) years.
- The warranty for engineered-to-order "custom" products shall be limited to three (3) years.
- The warranty for height adjustable bases shall be limited to two (2) years on electrical components, five (5) years on mechanical components and ten (10) years on structural components.
- This warranty does not cover:
 - o Normal wear and tear.
 - o The color fastness of any laminate, wood, or fabric, as such colors can fade or darken with normal use and as a result of exposure to light.
 - o Customer's Own Materials (COM).
 - o Damage caused by placing anything other than hanging files in file drawers.
 - o Rental furniture.
 - o Labor and service.

Normal Usage:

This warranty does not apply to damages or failures resulting from misuse, abuse, negligence, or improper care. For casegoods, tables, and desking, normal usage is limited to 40 hours per week. For seating, normal usage is limited to 40 hours per week by individuals of 250 lbs. or less.

Showroom Locations

Los Angeles

Deskmakers Headquarters
6525 Flotilla Street
Commerce, CA 90040

Chicago

The Merchandise Mart
Suite 10-154
Chicago, IL 60654

DeskMakers

Phone: 323.264.2260 | Fax: 323.725.6960
www.deskmakers.com