



L e l a n d

2016 Price List
Pricing effective 03/21/16

2016 TERMS & CONDITIONS PRICE LIST

TERMS & CONDITIONS: TABLE OF CONTENTS..... 2

ORDERING INFORMATION 3

TERMS, CONDITIONS & GENERAL INFORMATION 5

FREIGHT PROGRAM 7

ORDERS

All orders must be submitted in writing either by fax or e-mail. Specify each item by its product code and the corresponding model description, finish, upholstery and options offered in the price list. If the customer's current product order must match a previous order, Leland International must be notified. A sample product from the original order must be submitted at the expense of the customer to assure uniformity of finish and construction. Orders with missing or incorrect information such as model, finish, color, pricing, etc. will be scheduled upon receipt of correct and complete information.

Leland products are specified for and installed in a variety of end user applications. It is the responsibility of the purchasing party to understand the end user's intent and purchase products appropriate for that application. Leland takes no responsibility for incorrect specifications. Acceptance and fulfillment of any purchase order does not imply that the product is suitable for a certain application. Leland will only warranty products that have been installed in applications for which they were designed.

If multiple delivery schedules are required, the customer must submit separate purchase orders for each delivery date.

ACKNOWLEDGEMENT

Orders are only accepted by issuance of our formal acknowledgment. It is the purchaser's responsibility to check acknowledgements and invoices for accuracy. If there is any discrepancy, the customer must notify Leland International within 72 hours. Failure to notify Leland International within this time period will constitute acceptance of the order as acknowledged, and our acknowledgment is final and binding.

All acknowledgments will contain an estimated ship date. If for some reason the furniture must not ship earlier than the estimated ship date, please specify a "Do not ship before date" in your purchase order. We are not responsible for delays in scheduling or failure to make scheduled ship date due to strikes, lockouts or other labor complications, war, riots, Acts of God, fires, accidents, restraints affecting shipment or credit, reduced supply or excessive cost of fuel or raw material, delays from suppliers, compliance with government regulations or other unforeseen contingencies.

WOOD FINISHES

Wood finishes can be light sensitive; therefore, care should be taken to avoid placing chairs in areas exposed to intense natural light. Due to variations common to all wood species, the color and grain characteristics of the finish samples may not exactly match that of the finished product. Custom finishes must meet factory approval and are subject to a \$100.00 minimum net mixing charge. Please allow up to three weeks to prepare the custom wood finish match sample. Orders will not be scheduled or acknowledged until finish match approval is received in writing. Due to limitations of the raw materials and the natural background color of wood, not all colors can be successfully reproduced. The suitability of a color for custom finish matching cannot always be determined beforehand. This is especially true in the case of custom colors submitted on non-wood products. If we are unable to produce a commercial match to your custom color, you will be notified at the earliest possible date, and no charge will be levied.

LAMINATES

The following laminates with the manufacturers noted are considered to be standard and are usually in stock.

FORMICA®

<http://www.formica.com/trade/laminate/swatches/>
or call 800.367.6422

Select solid colors, wood grains or patterns
Select number/name
Select standard finishes
Laminates with -58 (matte finish) are standard

WILSONART®

<http://www.wilsonartcontract.com/pattern-availability/>
or call 800.433.3222

Select laminate finish,
Select Leland standard finish -38 (fine velvet texture) or -60 (matte)

NEVAMAR®

http://www.nevamar.com/nevamar/pages_nevamar/nevamar_colors.html
or call 800.638.4380

Select solids, woodgrains or abstracts
Order standard finish N (suede)

PIONITE®

http://www.pionite.com/pionite/pages_pionite/pionite_colors.html
or call 800.746.6483

Select colors
Order standard finish N (suede)

Leland tables may be ordered with any laminate recommended for application on horizontal surfaces. For table pricing and lead times using laminates not listed, please contact Leland's Customer Experience Department.

CUSTOMER'S OWN MATERIAL (COM)

Leland International reserves the right of preliminary approval of all COM, prior to order acceptance. Even after such preliminary approval, Leland International reserves the right to reject COM if, upon physical inspection of the COM, it proves unacceptable for use on Leland International products. When this occurs, the customer will be notified in writing with an explanation of the problem. A written release from the customer will be required for the order to be processed.

It is recommended that all COM textile be tested for compatibility with Leland's products prior to sending COM to Leland for application. Please contact Customer Experience to request the COM Approval Form with instructions for COM submittal.

Choosing not to have COM textile tested for compatibility may result in the COM being rejected at the expense of the customer.

Leland International cannot assume responsibility for durability, appearance or other qualities of customer's own material on the finished product and does not give any warranty with respect to COM. At Leland International's discretion, additional yardage, labor charges, or handling surcharges may be required as a condition of COM acceptance. COM delivered to Leland International without proper identification may be refused, and Leland International shall have no responsibility for loss or any other claims. Excess textile will not be returned unless specifically requested in writing.

Please contact the Leland Customer Experience Department for yardage requirements on all COM textiles which are patterned or narrower than 54 inches wide.

Orders using COM may be rescheduled if the COM has not been received two (2) weeks prior to the original ship date. Every effort will be made to avoid a delay and to complete the customer's order within the standard lead time.

All shipments of COM to Leland International must be sent prepaid. COM should be sent to:

LELAND INTERNATIONAL
5695 Eagle Drive SE
Grand Rapids, Michigan 49512

COM packages must include the following information:

- Name of customer
- Purchase order number to which the material is to be applied and Leland Sales Order, if known.

Purchase orders specifying COM must include the following:

- Indicate which side of the textile is to be exposed (manufacturer's implied face will be used if no side is indicated by the customer).
- If textile is a stripe or pattern, specify vertical or horizontal upholstered application (textile will be applied off the bolt if no direction is indicated by the customer).
- COM suppliers' name, textile number and quantities of pieces to which the material is to be applied.

CALIFORNIA TECHNICAL BULLETIN 133 [TB 133]

TB 133 is a full scale fire performance test of complete articles of seating furniture. Some Leland International products in combination with a variety of upholstery textiles have been tested and are in compliance with TB 133. Test documentation is available upon request. If you wish to specify Leland products that have not been tested for compliance with TB 133 please consult Leland Customer Experience Department for TB 133 testing cost information.

In order for Leland products to comply with TB 133 the foam must be protected with a fire blocker or a special fire retardant foam must be used. For those products that must comply with TB 133 there will be a net charge per chair for fire blocker laminating or fire retardant foam. Please contact Leland International for a CAL 133 quotation on all seating.

Since TB 133 tests furniture and not components, there are no TB 133 approved textiles. Textiles comprised solely or in any combination of the following fibers are more likely to be suitable components for chairs that must comply with TB 133.

Acrylic	Nylon
Vinyl	Animal Hairs
Polyester	Virgin Wool
Cordura	Rayon
Viscose	Cotton
SEF Modacrylic	Wool
Leather	Silk
Worsted Wool	Modacrylic
Spun Nylon	Mohair
Trevira	

PRICES

All prices are list prices F.O.B. our factory in Grand Rapids, Michigan 49512. Our pricing includes packing and corrugated cartoning for common carrier shipments. List prices do not include freight, storage, taxes or additional packaging required for certain carriers and are subject to change without notice.

We reserve the right to change quotation prices prior to acceptance by the buyer. Quotation prices must be accepted within 30 days unless otherwise specified in writing on the quotation. Pricing on orders specifying shipment 90 days or more after the formal date of acknowledgment will be based on pricing prevailing at time of shipment.

RESALE RIGHTS

Leland International reserves the right to reject any order placed by any customer for any reason, irrespective of whether orders have been previously accepted from such customer, without incurring liability to such customer. No customer shall have a continuing right to buy products from the company except pursuant to a formal dealer agreement or other written agreement covering future supply executed by the company and the reseller. Distribution of the price list or catalog does not itself constitute an offer to sell.

CREDIT AND PAYMENT TERMS

An open account may be established for new customers. One bank and three trade references will be required and must be faxed to Leland International, attention Accounting. Credit will be established upon review and approval of your application.

Allow up to four weeks delay for credit approval. To avoid this delay, orders on new accounts must be accompanied by a 50% deposit. If credit is approved by the time the order is ready for shipment, the balance must be paid within terms. Accounts that are inactive for a twelve month period will automatically be closed and are subject to the above conditions for new accounts. Leland International may change or cancel credit at its discretion and may request advance payment at any time.

Upon establishment of an open account, terms are "Net 15 Days" after date of invoice with a credit limit established on a per customer basis. 1½% per month service charge will be added to all past due accounts. Orders will not be processed for past due accounts until the amount due, including any service charge, is paid in full. All custom orders will require a down payment of 50% and will not be scheduled for production until the down payment is received.

Leland International reserves the right to revoke the terms of any customer at any time for any reason.

Orders for customers that have pre-paid terms require payment in full in (7) seven business days prior to the scheduled ship date. Payment not received by this day may result in the order being rescheduled.

CHANGES AND CANCELLATIONS

Orders are not subject to change or cancellation without factory approval. Leland International will make every reasonable effort to stop production scheduling, shipment, etc., upon receipt of written notification of changes, cancellations or deferments stipulated as follows. Approved cancellations, changes, and delivery date extensions may be subject to charges.

ORDER CHANGES

Order changes received prior to production will be charged \$100 net to cover administrative costs. Orders received after production has started, involving only an increase in quantity, will not be assessed a charge. Orders for special finishes or other custom work are not subject to change after work has been started. Orders for upholstered chairs may not be changed after upholstery cover has been cut. The customer will receive the goods as ordered and be liable for amount due.

CANCELLATIONS

Cancellations received prior to production will be assessed a \$100 net cancellation charge. Cancellations received after production has been started will be assessed the total accumulated cost of the project plus a \$100 net cancellation charge.

DEFERRED SHIPMENTS

If the order is complete or in the production cycle, charges will be assessed from the completion date in accordance with policy for "Storage by the Manufacturer."

STORAGE BY THE MANUFACTURER

If the customer cannot accept delivery when merchandise is ready, according to the terms of our acknowledgment, we reserve the right to transfer goods to storage at the customer's expense, and the order will be invoiced at the time of storage. Payment of this invoice will be due on the original terms given to the customer. Storage charges and freight charges for delivery will be invoiced separately upon release of the merchandise from storage and will be due upon receipt of the invoice. Orders put into storage require payment in full and all incurred storage charges must be paid prior to the order being shipped.

SHIPPING

We will ship in accordance with the customer's written instructions. If customer omits specific shipping instructions, we will ship in the manner that we consider to be the best way. All shipments are sent F.O.B. Grand Rapids, Michigan 49512. Leland International's liability ends when received by the carrier at Leland International's dock. Title of the goods and risk of loss transfers to the buyer at that time. Freight shall be paid by the buyer unless otherwise acknowledged in writing by Leland International. We make every effort to ship orders complete and on schedule. We reserve the right to make partial shipments as merchandise is ready. Failure to deliver all the merchandise at one time does not relieve the customer of the obligation to accept and pay for merchandise received.

DAMAGE CLAIMS

All Leland International products are thoroughly inspected prior to shipment from our factory and packed to comply with carrier requirements. Customers must carefully inspect all items upon arrival and note any damage on the delivery receipt. Phrasing such as "Subject to Inspection" does not constitute a note of damage and will not be accepted as grounds for honoring a freight claim. A written claim must be filed within 15 days of receipt with the carrier if any obvious or subsequent concealed damage is discovered and still does not guarantee the honoring of freight claim. Caution: When a clear receipt is obtained by a carrier, Leland International, nor the carrier, are any longer responsible for damages or shortages. Processing claims for damage and shortages are the responsibility of the buyer unless otherwise specified in writing by Leland International. At no time can claims be deducted from our invoices.

DELIVERY CHARGES

Charges incurred by Leland International complying with any non-standard shipment request such as inside delivery, expediting, redelivery, weekend delivery, unpacking, straight trucks, specific driver requests, or temporary holding will be invoiced to the purchaser.

STORAGE BY OWNER

Due to the inherent nature of wood products, we cannot guarantee any product stored or set in place in an environment where temperature and humidity are not controlled. Temperatures must be maintained within a range of 50°-80° F (10°-27° C); the relative humidity must be maintained between 25% and 40%. These conditions are also recommended for human health standards.

PRODUCT DISCREPANCY

Errors in products including color, size, other variations, or missing components must be reported to Leland International within thirty (30) days of delivery. Failure by the purchaser to report any product inaccuracies within thirty (30) days of delivery shall constitute acceptance of the product.

MISCELLANEOUS

All costs for furniture installation, removal from service and reinstallation due to damage claims, partial shipments, shipping errors or warranty claims is the responsibility of the customer. Leland International will not be liable for costs associated with any of the above conditions.

Sizes and weights are considered to be approximate. Leland International reserves the right to make changes in design and construction or discontinue products without notice. Due to conditions beyond our control all wood products, textiles and vinyls are subject to variations in color, texture and grain.

Price list specifications supersede all other specifications whether verbal or written, and may not be altered without the written consent of an officer of Leland International. All clerical errors on any agreement, publication, correspondence, price list, or product literature pieces are subject to correction at any time.

MAINTENANCE

Since chairs and tables are installed and used under a variety of conditions, users must make inspections no less than every six months to look for damage or signs of structural fatigue incurred in daily handling, use and abuse. Examinations must include welds, machine screw assemblies and the shell to base fasteners. If problems are discovered that could compromise the structural safety of a chair, it should be immediately removed from service and Leland International should be notified. Coats and other articles should not be hung on the back of chairs. This practice may cause chairs to be unstable. Chairs are not designed to be placed seat down on table surfaces. Chairs stored in this manner are unstable. The shock of chairs falling from table tops may compromise the structural integrity of the shell/base attachment.

WARRANTY

All merchandise is manufactured in accordance with our high industrial and design standards and is warranted to be free from defects of material and workmanship for a period of (5) five years from the date of delivery or placement in storage. This warranty covers goods under normal use and is in service under conditions for which the merchandise is designed. Leland International considers normal use to be (5) five days per week (8) eight hours per day. Extended use (multiple shifts, 24 hour facilities, etc) will reduce this warranty to (2) two years. We offer no warranty on chair upholstery materials, plastic laminate table surfaces and operating components other than those expressed by the manufacturer of those components.

Our obligation during this warranty period is limited to repair or replacement at our option. This warranty becomes null and void on any goods repaired or altered by any person not so authorized by Leland International or any merchandise which has been subject to misuse, improper storage, including placing chairs seat down on tables, negligence, or accident. We make no other warranties either expressed or implied as to any matter whatsoever, including without limitation, the condition of the merchandise, its merchantability, or its fitness for any particular user or purpose.

All claims will be processed by the Customer Experience Department. All returns must be authorized in writing. Merchandise authorized for return and subsequent repair or replacement merchandise shall be removed from service. All shipping, packaging, and installation charges shall be at the expense of the customer. Since furniture is installed and used under a variety of conditions, users are required to make inspections every six months to look for damage or signs of structural fatigue incurred in daily handling, use, or abuse. Inspections must include, but are not limited to, the tightening of bolts and fasteners, and the lubrication of mechanisms. Failure to properly maintain Leland products will void this warranty.

Leland International will not be liable for loss of time, inconvenience, commercial loss, or incidental or consequential damages that may result from a warranty claim.



ZONE 1 (4%)

Indiana
Illinois
Michigan
Ohio
Wisconsin

ZONE 2 (5%)

Alabama
Connecticut
Delaware
Florida
Georgia
Kentucky
Maine
Maryland
Massachusetts
New Hampshire
New Jersey
New York
North Carolina

ZONE 2 (5%) .CONT.

Pennsylvania
Rhode Island
South Carolina
Tennessee
Vermont
Virginia
Washington DC
West Virginia

ZONE 3 (6%)

Arkansas
Iowa
Kansas
Louisiana
Minnesota
Mississippi
Missouri
Nebraska
New Mexico
North Dakota
Oklahoma
South Dakota
Texas

ZONE 4 (7%)

Arizona
California
Colorado
Idaho
Montana
Nevada
Oregon
Utah
Washington
Wyoming

OVERVIEW

The Leland International Freight Program is offered to all customers for convenient and competitive freight prices in the continental United States. Customers still reserve the option to request a custom freight quote for all orders by contacting Leland Customer Experience. Please allow a 24 hour turn around for all custom freight quotes.

FREIGHT PROGRAM ONLY APPLIES TO THE FOLLOWING PRODUCTS:

- Brit Bench
- Café Parfait Seating
- Crepe Seating
- Ease Seating
- Little Marquette Seating
- M2 Seating
- M2 Tables (excludes Tandem base)
- Marquette Seating
- Marquette Tables (excludes 4/5/6 Leg, Little Marquette, Radiant & Tandem base)
- Parfait Seating
- Parfait Tables (excludes Radiant & Tandem base)
- Pluto
- Quarry (excludes Collaborative Work Tools & Screens)
- Slam Chair
- Valeri Guest

Any custom iteration of a product on the freight program requires a freight quote and is not subject to freight program rates.

If your order includes any products not on this list, please contact Leland Customer Experience for a custom freight quote.

Freight Program Effective: 03/21/16

HOW IT WORKS

1. Confirm all products on your order are eligible for the freight program.
2. Determine the LIST value of your order.
3. Determine the zone to which the freight will be shipping (Zones 1-4)
4. Calculate your freight charges by multiplying the list price and applicable zone charges (e.g.: \$10,000 LIST order shipping to Arizona is $\$10,000 \times 0.07 = \700 NET freight).
5. Verify that your calculated charges include applicable minimums.
6. Note on your PO "Freight determined by Leland Freight Program".

MINIMUM CHARGES

- A \$95 minimum is applied to stacking chairs.
- A \$185 minimum is applied to non-stacking chairs and tables.

REMEMBER

- Freight percentages are based on LIST price of order.
- Orders of \$40,000 LIST or more require a custom freight quote, please contact Leland Customer Service.
- Leland International Freight Program is based on dockside delivery only, Call Before Delivery (\$30 NET), Residential Delivery, Inside Delivery, etc. will incur additional charges; please contact Leland Customer Experience for current prices.
- Freight is FOB Grand Rapids, MI 49512; the receiving company is responsible for noting any damage **at the time of delivery** on the Delivery Receipt. Leland International assumes no responsibility for freight damage, either noted on delivery receipt or concealed.
- As fuel prices fluctuate, Leland International reserves the right to add necessary fuel surcharges. This will be updated at lelandinternational.com



Brit Bench Metallic
2016 Price List

Pricing effective 03/21/16



2016 BRIT BENCH METALLIC PRICE LIST

BRIT BENCH METALLIC: TABLE OF CONTENTS BBM2

BRIT BENCH METALLIC SPECIFICATION INFORMATION..... BBM3

BRIT BENCH METALLIC SPECIFICATION EXAMPLE BBM4

BRIT BENCH METALLIC STAINLESS STEEL,
BRIT BENCH METALLIC STAINLESS STEEL
 WITH UPHOLSTERED ONLAY..... BBM5

BRIT BENCH METALLIC POWDER COAT STEEL,
BRIT BENCH METALLIC POWDER COAT STEEL
 WITH UPHOLSTERED ONLAY BBM6

BRIT BENCH METALLIC AUXILIARY OPTIONS BBM7

BRIT BENCH METALLIC LINK SPECIFICATION INFORMATION.... BBM8

BRIT BENCH METALLIC LINK SPECIFICATION EXAMPLE BBM9

BRIT BENCH METALLIC LINK..... BBM10

BRIT BENCH METALLIC LINK AUXILIARY OPTIONS BBM11

BENCH MODEL

DESCRIPTION	CODE
Brit Bench metallic stainless steel	BBSS
Brit Bench metallic stainless steel, with stainless steel table	BB SST
Brit Bench metallic stainless steel, with upholstered onlay	BBSSU
Brit Bench metallic stainless steel, with stainless steel table, with upholstered onlay	BB SSTU
Brit Bench metallic powder coat steel	BBPC
Brit Bench metallic powder coat steel, with powder coat steel table	BB PCT
Brit Bench metallic powder coat steel, with upholstered onlay	BB PCU
Brit Bench metallic powder coat steel, with powder coat steel table, with upholstered onlay	BB PCTU

LEG FINISH

DESCRIPTION	CODE
Brushed Stainless Steel	BSS
Black Powder Coat	BPC

POWDER COAT STEEL FINISH

DESCRIPTION	CODE
Blackberry	902
Shadow	904
Mineral	905
Chain	906
Dove	908
Eucalyptus	912
Garden	913
Vegas	915
Seaside	916
Pisces	917
Canary	921
Spice	925
Cardinal	926

UPHOLSTERED ONLAY SELECTION

Please refer to Leland Textile Program which features textiles and leathers from the following partners:

Brentano
Camira
Carnegie
CF Stinson
Green Hides
Maharam
Unika Vaev

The complete grade list can be found at lelandinternational.com/textile-partners, or you can specify COM/COL. Due to the design of this product, it is recommended that all non pre-approved textile be tested for compatibility.

Upholstered onlay is not an option for the Brit Bench Metallic link.

TABLE TOP SURFACE

DESCRIPTION	CODE
Solid Surface Solid with 0.5" square edge	SSS
Solid Surface Pattern with 0.5" square edge	SSP
Contact Corian® Solid Surface, Wilsonart® Solid Surface, or 3Form® for current solid and pattern availability. A custom quote is required for all solid surface. Please contact Leland Customer Experience to request a custom quote.	

AUXILIARY OPTIONS

DESCRIPTION	CODE
Brit Bench Electrical outlets, (with table)	BBEO
Brit Bench Floor Mount	BBFM
Brit Bench Security Pan	BBSP

GLIDES

Brit Bench glides are nylon.

PRODUCT SPECIFICATION

Brit Bench product layout is required at the quotation stage and order stage to ensure accurate product specifications. Contact Leland Customer Experience for CAD symbols.

SHIPMENT DETAIL

Please note that Brit Bench products will be shipped unassembled. Please contact Customer Experience if assembled shipment is desired as additional charges will apply.

- Model
- Leg Finish
- Powder Coat Steel Finish (when applicable)
- Upholstery Selection (when applicable)
- Auxiliary Options (when applicable)

- Model
- Leg Finish
- Powder Coat Steel Finish (when applicable)
- Upholstered Onlay Selection (when applicable)
- Table Top Surface
- Surface Color (when applicable)
- Auxiliary Options (when applicable)

MODEL

LEG FINISH

Brushed Stainless Steel (BPC)

POWDER COAT STEEL FINISH

Cardinal (926)

UPHOLSTERED ONLY SELECTION

When applicable, enter
upholstery grade, COM or COL

TABLE TOP SURFACE


SSS

TOP SURFACE COLOR

Wilsonart® Designer White (W)

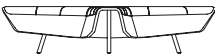
AUXILIARY OPTIONS

When applicable, enter auxiliary option code





BRIT BENCH METALLIC	MODEL	LIST PRICE
stainless steel W 81 SH 18.5	BBSS	\$8812



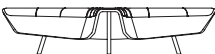
BRIT BENCH METALLIC	MODEL	LIST PRICE/GRADE	COM/COL	A	B	C	D	E	F	G	H	I	J	K
stainless steel, upholstered onlay W 81 SH 19.5	BBSSU		\$9290	9523	9640	9757	9874	9991	10108	10225	10342	10459	10576	10693
COM Yardage: 4 yards For COL requirements please contact Leland Customer Experience.														

BRIT BENCH TABLE TOP	MODEL
Solid Surface Circular Top	SSS, SSP Contact Corian® Solid Surface, Wilsonart® Solid Surface, or 3Form® for current solid and pattern availability. A custom quote is required for all solid surface. Please contact Leland Customer Experience to request a custom quote.

TO SPECIFY: Please refer to pages 3–4 for complete specifying information. Specify all products by their product code.



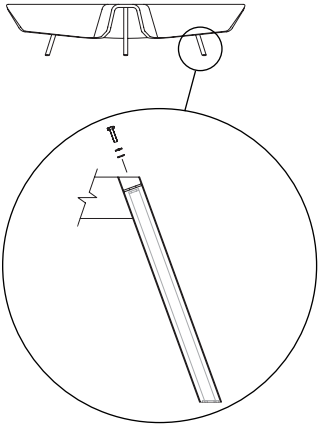
BRIT BENCH METALLIC	MODEL	LIST PRICE
powder coat steel	BBPC	\$5907
W 81 SH 18.5		



BRIT BENCH METALLIC	MODEL	LIST PRICE/GRADE	COM/COL	A	B	C	D	E	F	G	H	I	J	K	L
powder coat steel, upholstered onlay	BBPCU		\$6387	6620	6737	6854	6971	7088	7205	7322	7439	7556	7673	7790	7907
W 81 SH 19.5		COM Yardage: 1 bench: 4 yards For COL requirements please contact Leland Customer Experience.													

BRIT BENCH TABLE TOP	MODEL
Solid Surface Circular Top	SSS, SSP
	Contact Corian® Solid Surface, Wilsonart® Solid Surface, or 3Form® for current solid and pattern availability. A custom quote is required for all solid surface. Please contact Leland Customer Experience to request a custom quote.

TO SPECIFY: Please refer to pages 3–4 for complete specifying information.
Specify all products by their product code.



BRIT BENCH FLOOR MOUNT		MODEL	LIST PRICE
		BBFM	\$142
		Due to the variety of floor surfaces on which the Brit Bench may be installed, floor mount fasteners are not supplied by Leland International. The Brit Bench floor mount feature consists of legs with floor mount brackets designed to use .3125 thread diameter fasteners. Responsibility of fastener choice is the customers. Brit Bench Floor Mount must be specified at the time of purchasing. The Floor Mount cannot be added later in the field.	
BRIT BENCH SECURITY PAN		MODEL	LIST PRICE
		BBSP	\$1198
		Brit Bench Security Pan must be specified at the time of purchasing. The Security Pan cannot be added later in the field.	
BRIT BENCH ELECTRICAL OUTLET		MODEL	LIST PRICE
for table		BBEO	\$792
		Brit Bench electrical outlet option is not standard for all Brit Bench tables. Electrical outlet is located under the table edge, therefore a Brit Bench with table must be specified when specifying electrical outlet option. Brit Bench electrical outlet option features one 120v AC receptacle.	

TO SPECIFY: Please refer to pages 3–4 for complete specifying information.
Specify all products by their product code.

LINK MODEL

DESCRIPTION	CODE
Brit Bench Metallic Link stainless steel	BBLSS
Brit Bench Metallic Link powder coat steel	BBLPC

POWDER COAT STEEL FINISH

DESCRIPTION	CODE
Blackberry	902
Shadow	904
Mineral	905
Chain	906
Dove	908
Eucalyptus	912
Garden	913
Vegas	915
Seaside	916
Pisces	917
Canary	921
Spice	925
Cardinal	926

AUXILIARY OPTIONS

DESCRIPTION	CODE
Brit Bench Link Security Pan	BBLSP

PRODUCT SPECIFICATION

Brit Bench product layout is required at the quotation stage and order stage to ensure accurate product specifications. Contact Leland Customer Experience for CAD symbols.

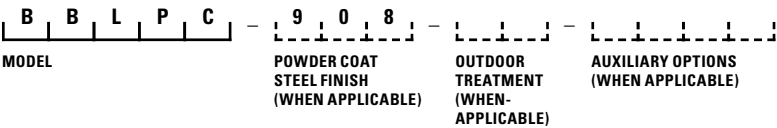
SHIPMENT DETAIL

Please note that Brit Bench products will be shipped unassembled.
Please contact Customer Experience if assembled shipment is desired as additional charges will apply.

SPECIFICATIONS REQUIRED TO CREATE THE PRODUCT CODE

BRIT BENCH METALLIC LINK

- Model
- Powder Coat Steel Finish (when applicable)
- Upholstery Selection (when applicable)
- Outdoor Treatment (when applicable)
- Auxiliary Options (when applicable)



MODEL

Brit Bench Metallic Link Powder
Coat Steel (BBLPC)

POWDER COAT STEEL FINISH


Dove (908)

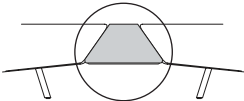
OUTDOOR TREATMENT

When applicable

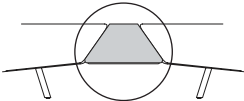
AUXILIARY OPTIONS

When applicable, enter auxiliary
option code





BRIT BENCH METALLIC LINK	MODEL	LIST PRICE
stainless steel link W 7.875	BBLSS	\$1149
Upholstered onlay is not an option for the Brit Bench Metallic Stainless Steel Link.		



BRIT BENCH METALLIC LINK	MODEL	LIST PRICE
powder coat steel link W 7.875	BBLPC	\$804
Upholstered onlay is not an option for the Brit Bench Metallic Powder Coat Steel Link.		

TO SPECIFY: Please refer to pages 3–4 and 8–9 for complete specifying information.
Specify all products by their product code.

BRIT BENCH LINK SECURITY PAN	MODEL	LIST PRICE
	BBLSP	\$268
Brit Bench Link Security Pan must be specified at the time of purchasing. The Link Security Pan cannot be added later in the field.		

TO SPECIFY: Please refer to pages 3–4 and 8–9 for complete specifying information.
Specify all products by their product code.

Café Parfait

2016 Price List

Pricing effective 03/21/16



2016 CAFÉ PARFAIT PRICE LIST

CAFÉ PARFAIT: TABLE OF CONTENTS.....	CP2
CAFÉ PARFAIT SPECIFICATION INFORMATION.....	CP3
CAFÉ PARFAIT SPECIFICATION EXAMPLE.....	CP4
CAFÉ PARFAIT SIDE CHAIR.....	CP5
CAFÉ PARFAIT COUNTER CHAIR.....	CP6
CAFÉ PARFAIT BAR CHAIR.....	CP7
CAFÉ PARFAIT TRANSPORT/STACKING DOLLY.....	CP8

CHAIR MODEL

DESCRIPTION	CODE
Café Parfait side chair, upholstered seat, wood back	CPSUW
Café Parfait side chair, wood seat, wood back	CPSWW
Café Parfait counter chair, upholstered seat, wood back	CPCUW
Café Parfait counter chair, wood seat, wood back	CPCWW
Café Parfait bar chair, upholstered seat, wood back	CPBUW
Café Parfait bar chair, wood seat, wood back	CPBWW

UPHOLSTERY SELECTION

Please refer to Leland Textile Program which features textiles and leathers from the following partners:

Brentano
Camira
Carnegie
CF Stinson
Green Hides
Maharam
Unika Vaev

The complete grade list can be found at lelandinternational.com/textile-partners or you can specify COM/COL.

SEAT AND BACK WOOD FINISH

LELAND COLOURS I & II (Click to view)

CUSTOM Specify Custom (01)

*Please note that Café Parfait is NOT AVAILABLE in the following finishes:

Natural Walnut (08), Natural Beech (09), Natural White Oak (12)

FRAME FINISH

DESCRIPTION	CODE
Black	B
Chardonnay	CD
Cool Grey	CG
Java	JV
Matte Black	MB
Slate	S
Sterling	ST
Warm Grey	WG
White	W

GLIDE TYPE

STANDARD:

DESCRIPTION	CODE
Nylon	S

OPTIONAL:

DESCRIPTION	CODE
Felt	FC
Floor Saver™ (for VCT type floors)	FS
Metal	M
Rubber	R

Please note that optional glides raise the chair height .5 inch.

SPECIFICATIONS REQUIRED TO CREATE THE PRODUCT CODE

- Model
- Seat Upholstery or Finish
- Back Finish
- Frame Finish
- Glide Type

C	P	S	W	W	-	7	8	-	7	9	-	S	T	-	S
MODEL						SEAT UPHOLSTERY OR FINISH			BACK FINISH			FRAME FINISH			GLIDE TYPE

MODEL

Café Parfait Side Chair -
wood seat, wood back
(CPSWW)

SEAT UPHOLSTERY OR FINISH

Aegean (78)

BACK FINISH

Sea Grass (79)

FRAME FINISH

Sterling (ST)






CAFÉ PARFAIT SIDE CHAIR	MODEL	LIST PRICE
wood seat, wood back	CPSWW	\$491
Optional Glides: Add \$6.00 net per chair for a set of four (4). Optional Glides raise chair height .5 inch.		
W 19 D 20 H 31 SH 18		




CAFÉ PARFAIT SIDE CHAIR	MODEL	LIST PRICE/GRADE	COM/COL	A	B	C	D	E	F	G	H	I	J	K	L
upholstered seat, wood back	CPSUW		\$ 458	483	497	511	525	539	553	567	581	595	609	623	637
Optional Glides: Add \$6.00 net per chair for a set of four (4). Optional Glides raise chair height .5 inch.															
COM Yardage: 1 or 2 seats: .75 yard; 3 or 4 seats: 1.25 yards															
Contact Leland Customer Experience for yardage requirements on textiles with repeats.															
For COL requirements please contact Leland Customer Experience.															

TO SPECIFY: Please refer to pages 3–4 for complete specifying information.
Specify all products by their product code.




CAFÉ PARFAIT COUNTER CHAIR	MODEL	LIST PRICE
wood seat, wood back	CPCWW	\$679
Optional Glides: Add \$6.00 net per chair for a set of four (4). Optional Glides raise chair height .5 inch.		
W 18.5 D 23 H 37.75 SH 25		




CAFÉ PARFAIT COUNTER CHAIR				MODEL	LIST PRICE/GRADE	COM/COL	A	B	C	D	E	F	G	H	I	J	K	L
upholstered seat,				CPCUW		\$648	673	687	701	715	729	743	757	771	785	799	813	827
wood back					Optional Glides: Add \$6.00 net per chair for a set of four (4). Optional Glides raise chair height .5 inch.													
W 18.5	D 23	H 37.75	SH 25.5		COM Yardage: 1 or 2 seats:.75 yard; 3 or 4 seats: 1.25 yards													
					Contact Leland Customer Experience for yardage requirements on textiles with repeats.													
					For COL requirements please contact Leland Customer Experience.													

TO SPECIFY:




CAFÉ PARFAIT BAR CHAIR	MODEL	LIST PRICE
wood seat, wood back W 19 D 20 H 43 SH 29.5	CPBWW	\$693
Optional Glides: Add \$6.00 net per chair for a set of four (4). Optional Glides raise chair height .5 inch.		



CAFÉ PARFAIT BAR CHAIR	MODEL	LIST PRICE/GRADE	COM/COL	A	B	C	D	E	F	G	H	I	J	K	L
upholstered seat, wood back W 19 D 20 H 43 SH 30	CPBUW	\$661	686	700	714	728	742	756	770	784	798	812	826	840	
Optional Glides: Add \$6.00 net per chair for a set of four (4). Optional Glides raise chair height .5 inch.															
COM Yardage: 1 or 2 seats:.75 yard; 3 or 4 seats: 1.25 yards															
Contact Leland Customer Experience for yardage requirements on textiles with repeats.															
For COL requirements please contact Leland Customer Experience.															

TO SPECIFY: Please refer to pages 3–4 for complete specifying information.
Specify all products by their product code.



CAFÉ PARFAIT TRANSPORT/ STACKING DOLLY		MODEL		LIST PRICE
W 19 D 43 H 45 (EMPTY)		CPD	Black Finish	\$732
W 19 D 43 H 67 (WITH 10 SIDE CHAIRS)			Café Parfait Transport/Stacking Dolly handles up to ten Café Parfait side chairs.	

TO SPECIFY: Please refer to pages 3–4 for complete specifying information.
Specify all products by their product code.

Crepe

2016 Price List

Pricing effective 03/21/16



L e l a n d

2016 CREPE PRICE LIST

CREPE: TABLE OF CONTENTS	CE2
CREPE SPECIFICATION INFORMATION	CE3
CREPE SPECIFICATION EXAMPLE	CE4
CREPE SIDE CHAIR	CE5
CREPE SIDE CHAIR WITH UPHOLSTERED ONLAY	CE6
CREPE COUNTER CHAIR	CE7
CREPE COUNTER CHAIR WITH UPHOLSTERED ONLAY	CE8
CREPE BAR CHAIR	CE9
CREPE BAR CHAIR WITH UPHOLSTERED ONLAY	CE10
CREPE TRANSPORT/STACKING DOLLY	CE11

CHAIR MODEL

DESCRIPTION	CODE
Crepe side chair	CES
Crepe side chair, upholstered onlay	CESU
Crepe counter chair	CEC
Crepe counter chair, upholstered onlay	CECU
Crepe bar chair	CEB
Crepe bar chair, upholstered onlay	CEBU

SHELL VENEER

DESCRIPTION	CODE
Maple	MP
Ash	AH
FAUX EXOTICS	
Walnut	WL
Ceylon Rosewood	CR
Wenge	WG
Maccasar Ebony	ME
Cultured Mahogany	CM
Teak	TK
Zebrawood	ZW
FSC Ebony	EB

SHELL FINISH

MAPLE SHELL:

LELAND COLOURS I & II (Click to view)

CUSTOM Specify Custom (01)

*Please note that Crepe is NOT AVAILABLE in the following finishes:
Natural Walnut (08), Natural Beech (09), Natural White Oak (12)

ASH SHELL:

OPAQUE PAINT FINISHES (Click to view)

FAUX EXOTIC SHELL:

DESCRIPTION	CODE
Clear	03

Please note that the product is only available in the Natural Finishes listed above.

FRAME FINISH: POWDER COAT AND CHROME

DESCRIPTION	CODE
Black	B
Chardonnay	CD
Cool Grey	CG
Java	JV
Matte Black	MB
Slate	S
Sterling	ST
Warm Grey	WG
White	W
Chrome	C

UPHOLSTERED ONLAY SELECTION

Please refer to Leland Textile Program which features textiles and leathers from the following partners:

Brentano
Camira
Carnegie
CF Stinson
Green Hides
Maharam
Unika Vaev

The complete grade list can be found at lelandinternational.com/textile-partners or you can specify COM/COL. Due to the design of this product, it is recommended that all non pre-approved textile be tested for compatibility.

GLIDE TYPE

STANDARD:

DESCRIPTION	CODE
Nylon	S

OPTIONAL:

DESCRIPTION	CODE
Felt	FC
Floor Saver™ (for VCT type floors)	FS
Metal	M
Rubber	R

Please note that optional glides raise the chair height .5 inch.

SPECIFICATIONS REQUIRED TO CREATE THE PRODUCT CODE

- Model
- Shell Veneer
- Shell Finish
- Frame Finish
- Upholstered Onlay Selection (when applicable)
- Glide Type

C **E** **S** - **M** **E** - **0** **3** - **B** - **S**
MODEL **SHELL VENEER** **SHELL FINISH** **FRAME FINISH** **UPHOLSTERED ONLAY SELECTION (WHEN APPLICABLE)** **GLIDE TYPE**

MODEL

Crepe side chair (CES)

SHELL VENEER

Faux Exotic Veneer:
Macassar Ebony (ME)

SHELL FINISH

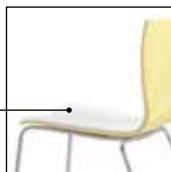
Clear (03)

FRAME FINISH

Black (B)

UPHOLSTERED
ONLAY SELECTION

When applicable, enter upholstery grade, COM or COL





CREPE SIDE CHAIR	MODEL		LIST PRICE
maple shell W 19.5 D 24 H 32.5 SH 17.75	CES-MP	Powder Coat Frame	\$479
		Chrome Frame	\$538
		Optional Glides: Add \$6.00 net per chair for a set of four (4). Optional Glides raise chair height .5 inch.	



CREPE SIDE CHAIR	MODEL		LIST PRICE
ash shell W 19.5 D 24 H 32.5 SH 17.75	CES-AH	Powder Coat Frame	\$514
		Chrome Frame	\$577
		Optional Glides: Add \$6.00 net per chair for a set of four (4). Optional Glides raise chair height .5 inch.	



CREPE SIDE CHAIR	MODEL		LIST PRICE
faux exotic shell W 19.5 D 24 H 32.5 SH 17.75	CES-___	Powder Coat Frame	\$601
		Chrome Frame	\$662
		Optional Glides: Add \$6.00 net per chair for a set of four (4). Optional Glides raise chair height .5 inch.	

TO SPECIFY: Please refer to pages 3–4 for complete specifying information.
Specify all products by their product code.



CREPE SIDE CHAIR				MODEL	LIST PRICE/GRADE	COM/COL	A	B	C	D	E	F	G	H	I	J	K	L
maple shell, upholstered onlay W 19.5 D 24 H 32.5 SH 18.25				CESU-MP	Powder Coat Frame	\$592	642	667	692	717	742	767	792	817	842	867	892	917
					Chrome Frame	\$655	705	730	755	780	805	830	855	880	905	930	955	980
Optional Glides: Add \$6.00 net per chair for a set of four (4). Optional Glides raise chair height .5 inch.																		
COM Yardage: 1 or 2 chairs: 1.25 yards; 3 or 4 chairs: 2.5 yards																		
Contact Leland Customer Experience for yardage requirements on textiles with repeats.																		
For COL requirements please contact Leland Customer Experience.																		



CREPE SIDE CHAIR	MODEL	LIST PRICE/GRADE	COM/COL	A	B	C	D	E	F	G	H	I	J	K	L
ash shell, upholstered onlay	CESU-AH	Powder Coat Frame	\$630	680	705	730	755	780	805	830	855	880	905	930	955
		Chrome Frame	\$693	743	768	793	818	843	868	893	918	943	968	993	1018
W 19.5 D 24 H 32.5 SH 18.25		Optional Glides: Add \$6.00 net per chair for a set of four (4). Optional Glides raise chair height .5 inch.													
		COM Yardage: 1 or 2 chairs: 1.25 yards; 3 or 4 chairs: 2.5 yards													
		Contact Leland Customer Experience for yardage requirements on textiles with repeats.													
		For COL requirements please contact Leland Customer Experience.													



CREPE SIDE CHAIR				MODEL	LIST PRICE/GRADE	COM/COL	A	B	C	D	E	F	G	H	I	J	K	L
faux exotic shell, upholstered onlay W 19.5 D 24 H 32.5 SH 18.25				CESU-___	Powder Coat Frame	\$680	730	755	780	805	830	855	880	905	930	955	980	1005
					Chrome Frame	\$743	793	818	843	868	893	918	943	968	993	1018	1043	1068
				Optional Glides: Add \$6.00 net per chair for a set of four (4). Optional Glides raise chair height .5 inch.														
				COM Yardage: 1 or 2 chairs: 1.25 yards; 3 or 4 chairs: 2.5 yards														
				Contact Leland Customer Experience for yardage requirements on textiles with repeats.														
				For COL requirements please contact Leland Customer Experience.														


TO SPECIFY: Please refer to pages 3–4 for complete specifying information.
Specify all products by their product code.



CREPE COUNTER CHAIR	MODEL		LIST PRICE
maple shell	CEC-MP	Powder Coat Frame	\$647
W 19.5 D 23.5 H 39.75 SH 25		Chrome Frame	\$705
Optional Glides: Add \$6.00 net per chair for a set of four (4). Optional Glides raise chair height .5 inch.			



CREPE COUNTER CHAIR	MODEL		LIST PRICE
ash shell	CEC-AH	Powder Coat Frame	\$682
W 19.5 D 23.5 H 39.75 SH 25		Chrome Frame	\$739
Optional Glides: Add \$6.00 net per chair for a set of four (4). Optional Glides raise chair height .5 inch.			



CREPE COUNTER CHAIR	MODEL		LIST PRICE
faux exotic shell	CEC-__	Powder Coat Frame	\$762
W 19.5 D 23.5 H 39.75 SH 25		Chrome Frame	\$820
Optional Glides: Add \$6.00 net per chair for a set of four (4). Optional Glides raise chair height .5 inch.			

TO SPECIFY: Please refer to pages 3–4 for complete specifying information.
Specify all products by their product code.



CREPE COUNTER CHAIR				MODEL	LIST PRICE/GRADE	COM/COL	A	B	C	D	E	F	G	H	I	J	K	L	
maple shell, upholstered onlay W 19.5 D 23.5 H 39.75 SH 25.5				CECU-MP	Powder Coat Frame	\$813	863	888	913	938	963	988	1013	1038	1063	1088	1113	1138	
					Chrome Frame	\$876	926	951	976	1001	1026	1051	1076	1101	1126	1151	1176	1201	
Optional Glides: Add \$6.00 net per chair for a set of four (4). Optional Glides raise chair height .5 inch.																			
COM Yardage: 1 or 2 chairs: 1.25 yards; 3 or 4 chairs: 2.5 yards																			
Contact Leland Customer Experience for yardage requirements on textiles with repeats.																			
For COL requirements please contact Leland Customer Experience.																			

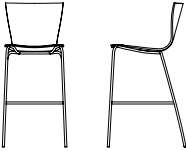


CREPE COUNTER CHAIR	MODEL	LIST PRICE/GRADE	COM/COL	A	B	C	D	E	F	G	H	I	J	K	L
ash shell, upholstered onlay	CECU-AH	Powder Coat Frame	\$851	901	926	951	976	1001	1026	1051	1076	1101	1126	1151	1176
		Chrome Frame	\$913	963	988	1013	1038	1063	1088	1113	1138	1163	1188	1213	1238
W 19.5 D 23.5 H 39.75 SH 25.5		Optional Glides: Add \$6.00 net per chair for a set of four (4). Optional Glides raise chair height .5 inch.													
		COM Yardage: 1 or 2 chairs: 1.25 yards; 3 or 4 chairs: 2.5 yards													
		Contact Leland Customer Experience for yardage requirements on textiles with repeats.													
		For COL requirements please contact Leland Customer Experience.													

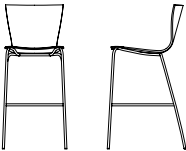


CREPE COUNTER CHAIR	MODEL	LIST PRICE/GRADE	COM/COL	A	B	C	D	E	F	G	H	I	J	K	L	
faux exotic shell,	CECU-__	Powder Coat Frame	\$901	951	976	1001	1026	1051	1076	1101	1126	1151	1176	1201	1226	
upholstered onlay		Chrome Frame	\$964	1014	1039	1064	1089	1114	1139	1164	1189	1214	1239	1264	1289	
W 19.5 D 23.5 H 39.75 SH 25.5		Optional Glides: Add \$6.00 net per chair for a set of four (4). Optional Glides raise chair height .5 inch.														
		COM Yardage: 1 or 2 chairs: 1.25 yards; 3 or 4 chairs: 2.5 yards														
		Contact Leland Customer Experience for yardage requirements on textiles with repeats.														
		For COL requirements please contact Leland Customer Experience.														


TO SPECIFY: Please refer to pages 3–4 for complete specifying information.
Specify all products by their product code.



CREPE BAR CHAIR	MODEL		LIST PRICE
maple shell	CEB-MP	Powder Coat Frame	\$659
W 19.5 D 24.5 H 43.75 SH 29		Chrome Frame	\$716
Optional Glides: Add \$6.00 net per chair for a set of four (4). Optional Glides raise chair height .5 inch.			




CREPE BAR CHAIR	MODEL		LIST PRICE
ash shell	CEB-AH	Powder Coat Frame	\$693
W 19.5 D 24.5 H 43.75 SH 29		Chrome Frame	\$808
Optional Glides: Add \$6.00 net per chair for a set of four (4). Optional Glides raise chair height .5 inch.			




CREPE BAR CHAIR	MODEL		LIST PRICE
faux exotic shell	CEB-__	Powder Coat Frame	\$774
W 19.5 D 24.5 H 43.75 SH 29		Chrome Frame	\$831
Optional Glides: Add \$6.00 net per chair for a set of four (4). Optional Glides raise chair height .5 inch.			


TO SPECIFY: Please refer to pages 3–4 for complete specifying information.
Specify all products by their product code.



CREPE BAR CHAIR				MODEL	LIST PRICE/GRADE	COM/COL	A	B	C	D	E	F	G	H	I	J	K	L				
maple shell, upholstered onlay W 19.5 D 24.5 H 43.75 SH 29.5				CEBU-MP	Powder Coat Frame	\$826	876	901	926	951	976	1001	1026	1051	1076	1101	1126	1151				
					Chrome Frame	\$888	938	963	988	1013	1038	1063	1088	1113	1138	1163	1188	1213				
				Optional Glides: Add \$6.00 net per chair for a set of four (4). Optional Glides raise chair height .5 inch.																		
				COM Yardage: 1 or 2 chairs: 1.25 yards; 3 or 4 chairs: 2.5 yards																		
				Contact Leland Customer Experience for yardage requirements on textiles with repeats.																		
				For COL requirements please contact Leland Customer Experience.																		



CREPE BAR CHAIR				MODEL	LIST PRICE/GRADE	COM/COL	A	B	C	D	E	F	G	H	I	J	K	L
ash shell, upholstered onlay W 19.5 D 24.5 H 43.75 SH 29.5				CEBU-AH	Powder Coat Frame	\$863	913	938	963	988	1013	1038	1063	1088	1113	1138	1163	1188
					Chrome Frame	\$927	977	1002	1027	1052	1077	1102	1127	1152	1177	1202	1227	1252
				Optional Glides: Add \$6.00 net per chair for a set of four (4). Optional Glides raise chair height .5 inch.														
				COM Yardage: 1 or 2 chairs: 1.25 yards; 3 or 4 chairs: 2.5 yards														
				Contact Leland Customer Experience for yardage requirements on textiles with repeats.														
				For COL requirements please contact Leland Customer Experience.														



CREPE BAR CHAIR	MODEL	LIST PRICE/GRADE	COM/COL	A	B	C	D	E	F	G	H	I	J	K	L
faux exotic shell, upholstered onlay	CEBU-__	Powder Coat Frame	\$913	963	988	1013	1038	1063	1088	1113	1138	1163	1188	1213	1238
		Chrome Frame	\$978	1028	1053	1078	1103	1128	1153	1178	1203	1228	1253	1278	1303
Optional Glides: Add \$6.00 net per chair for a set of four (4). Optional Glides raise chair height .5 inch.															
COM Yardage: 1 or 2 chairs: 1.25 yards; 3 or 4 chairs: 2.5 yards															
Contact Leland Customer Experience for yardage requirements on textiles with repeats.															
For COL requirements please contact Leland Customer Experience.															
W 19.5 D 24.5 H 43.75 SH 29.5															

TO SPECIFY: Please refer to pages 3–4 for complete specifying information.
Specify all products by their product code.

CREPE TRANSPORT/ STACKING DOLLY	MODEL	LIST PRICE
Black powder coat finish	CED	\$728
Crepe Transport/Stacking Dolly handles up to 10 Crepe side chairs in wood.		

TO SPECIFY: Please refer to pages 3–4 for complete specifying information.
Specify all products by their product code.



Cricket Bench

2016 Price List

Pricing effective 03/21/16

2016 CRICKET BENCH PRICE LIST

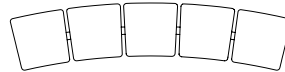
CRICKET BENCH: TABLE OF CONTENTS	CR2
CRICKET BENCH CONFIGURATION OVERVIEW	CR3
CRICKET BENCH VISUAL REFERENCE	CR5
CRICKET BENCH BASE SPECIFICATION INFORMATION	CR7
CRICKET BENCH BASE SPECIFICATION EXAMPLE	CR8
CRICKET BENCH BASE, LINEAR	CR9
CRICKET BENCH BASE, ARC	CR10
CRICKET BENCH BASE AUXILIARY OPTION	CR11
CRICKET BENCH CONNECTOR SPECIFICATION INFORMATION ..	CR12
CRICKET BENCH CONNECTOR SPECIFICATION EXAMPLE	CR13
CRICKET BENCH CONNECTOR	CR14
CRICKET BENCH SEAT SPECIFICATION INFORMATION	CR15
CRICKET BENCH SEAT SPECIFICATION EXAMPLE	CR16
CRICKET BENCH SEAT, UPHOLSTERED ONLAY, LAMINATE, & VENEER	CR17
CRICKET BENCH TABLE SPECIFICATION INFORMATION	CR18
CRICKET BENCH TABLE SPECIFICATION EXAMPLE	CR19
CRICKET BENCH TABLE TOPS	CR20
CRICKET BENCH ORDER DIAGRAM	CR21

CRICKET BENCH SEATING CONFIGURATION

Cricket Bench can be configured in many ways to meet the needs of your public space. The following pages will provide you a step by step process to correctly configure your benches. **Each purchase order submitted requires the diagram on page CR22 of this price list to be completed for every different bench model.** This is to ensure that the product you receive is exactly what you intended to purchase. If Leland can be of any assistance to you, please don't hesitate to contact our Customer Experience Department at 800-859-7510.

1. BASE SELECTION

Begin configuring your Cricket bench by selecting a base. Bases are available in a linear or arc arrangement. Both the linear and arc bases are available in three, four, or five positions.



Arc base arrangement with five positions.



Linear base arrangement with five positions.

2. SEAT ADDED TO BASE

The Cricket Bench seat is designed to fit one base position. Seat surfaces are available in laminate and veneer with or without the upholstery onlay option. When placing an order, each seat is considered a separate product and will require its own model number.

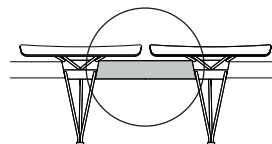
3. TABLE ADDED TO BASE (OPTIONAL)

The Cricket tables are available in one or two base position sizes. The circle and soft square shapes fit one base position. The rectangle table covers two base positions. Table surface selections include Solid Surface, linoleum, laminate and veneer. When placing an order, each table is considered a separate product and will require its own model number.

4. JOIN MULTIPLE BASES WITH CONNECTOR (OPTIONAL)

Cricket connectors give you the ability to design configurations customized for your space. One connector is needed for every two beams you want to join.

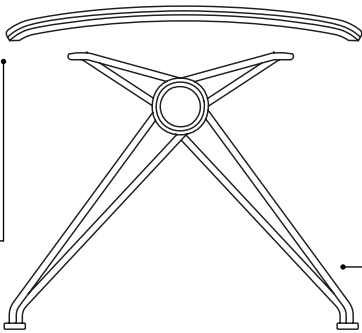
For example: Two beams = One Connector
Three beams = Two Connectors



CRICKET BENCH CONSTRUCTION

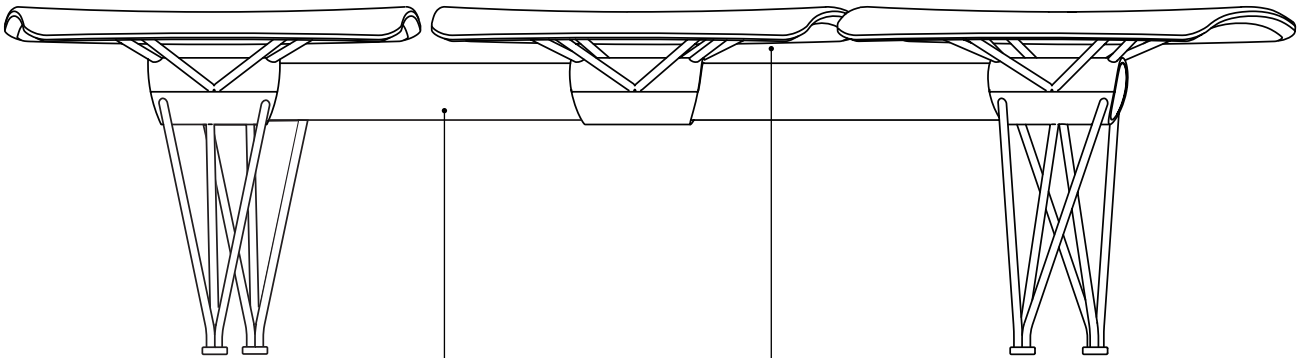
SEAT
Curved plywood core with HPL or wood veneer surface. Upholstered onlay option secured to underside of plywood seat. Onlay designed for easy replacement.

TABLE
Solid Surface, wood veneer, or HPL tops in round, soft square and rectangle.



BASE
Beam: .25" wall, 3" diameter tubular steel
Leg Brackets: .25" wall, 3.25" diameter clamp bracket, 7/16 diameter wire legs and seat supports.

CRICKET BENCH CONFIGURATION EXAMPLE WITH THREE POSITION BEAM AND 3 SEATS



BASE
Three position ARC base (CRA3)

SEAT
Three seating positions in laminate (CRS-L) model number for each bench

CRICKET BENCH BASE VISUAL REFERENCE

THREE POSITION LINEAR BASE



FOUR POSITION LINEAR BASE

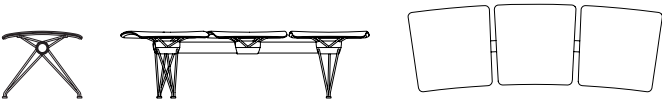


FIVE POSITION LINEAR BASE

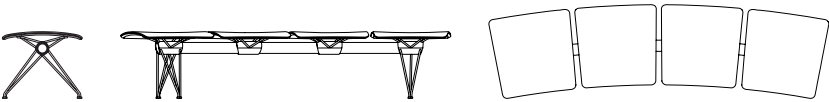


CRICKET BENCH BASE VISUAL REFERENCE

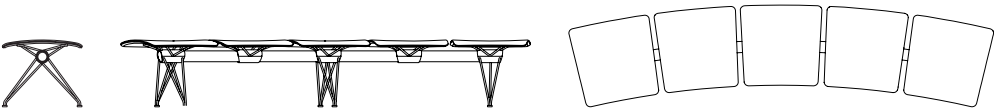
THREE POSITION ARC BASE



FOUR POSITION ARC BASE



FIVE POSITION ARC BASE



BENCH MODEL

LINEAR BASE	CODE
Three position linear base	CRL3
Four position linear base	CRL4
Five position linear base	CRL5
ARC BASE	CODE
Three position arc base	CRA3
Four position arc base	CRA4
Five position arc base	CRA5

CONNECTOR OPTION

DESCRIPTION	CODE
No connecting ends	0L
One connecting end	1L
Two connecting ends	2L

BEAM FINISH

DESCRIPTION	CODE
Black	B
Chardonnay	CD
Cool Grey	CG
Java	JV
Matte Black	MB
Slate	S
Sterling	ST
Warm Grey	WG
White	W

LEG FINISH: POWDER COAT AND CHROME

DESCRIPTION	CODE
Black	B
Chardonnay	CD
Cool Grey	CG
Java	JV
Matte Black	MB
Slate	S
Sterling	ST
Warm Grey	WG
White	W
Chrome	C

AUXILIARY OPTIONS

Floor mount must be specified at the time of the bench order.

DESCRIPTION	CODE
Cricket floor mount (3 or 4 position)	CRFM34
Cricket floor mount (5 position)	CRFM5

GLIDES

Cricket Glides are steel.

FREIGHT NOTE

Due to the size and nature of Cricket, the Freight Program does not apply to this product. Please contact Customer Experience for a quote.

SPECIFICATIONS REQUIRED TO CREATE THE PRODUCT CODE

- Model
- Connector Option
- Beam Finish
- Leg Finish
- Floor Mount (when applicable)

C	R	L	3	-	O	L	-	W	-	W	-	-	-	-	-	-	-	-	-
MODEL				CONNECTOR OPTION		BEAM FINISH		LEG FINISH		FLOOR MOUNT (WHEN APPLICABLE)									

MODEL

Cricket Linear Base,
Three position (CRL3)

CONNECTOR OPTION

No Connecting Ends (OL)

BEAM FINISH

White (W)

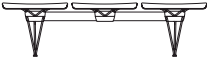
LEG FINISH

White (W)

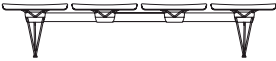
FLOOR MOUNT

When applicable, enter Cricket
Floor Mount Code





CRICKET BENCH, LINEAR	MODEL	LIST PRICE
three positions	CRL3	\$3300
W 71 D 22 SW 22 SH 18 - 18.25 WITH ONLAY		



CRICKET BENCH, LINEAR	MODEL	LIST PRICE
four positions	CRL4	\$3532
W 95 D 22 SW 22 SH 18 - 18.25 WITH ONLAY		

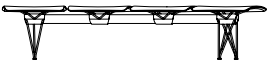


CRICKET BENCH, LINEAR	MODEL	LIST PRICE
five positions	CRL5	\$4256
W 119.25 D 22 SW 22 SH 18 - 18.25 WITH ONLAY		

TO SPECIFY: Refer to pages 7–8 for base specification, pages 12–13 for connector specification, pages 15–16 for seat specification & pages 18–19 for table specification. Specify all products by their product code.



CRICKET BENCH, ARC	MODEL	LIST PRICE
three positions	CRA3	\$3456
240" RADIUS - W 68.25 D 22 SW 23.5 SH 18		
SH WITH ONLAY: SH 18.25 SW 22		

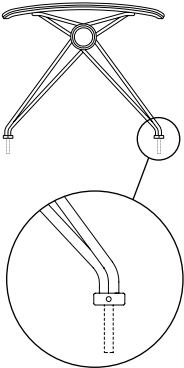


CRICKET BENCH, ARC	MODEL	LIST PRICE
four positions	CRA4	\$3936
240" RADIUS - W 91.25 D 22 SW 25.5.5 SH 18		
SH WITH ONLAY: SH 18.25 SW 22		



CRICKET BENCH, ARC	MODEL	LIST PRICE
five positions	CRA5	\$4710
240" RADIUS - W 114.25 D 22 SW 27.5 SH 18		
SH WITH ONLAY: SH 18.25 SW 22		

TO SPECIFY: Refer to pages 7–8 for base specification, pages 12–13 for connector specification, pages 15–16 for seat specification & pages 18–19 for table specification. Specify all products by their product code.



CRICKET BASE FLOOR MOUNT	MODEL		LIST PRICE
	CRFM34	for 3 or 4 position base	\$224
	CRFM5	for 5 position base	\$335

Floor mount must be specified at the time of the bench order.
Due to the variety of floor surfaces on which Cricket Bench may be installed, floor mount fasteners are not supplied by Leland International. Responsibility of fastener choice is the customers.

TO SPECIFY: Refer to pages 7–8 for base specification, pages 12–13 for connector specification, pages 15–16 for seat specification & pages 18–19 for table specification. Specify all products by their product code.

BASE CONNECTOR MODEL

Bases can be joined together with the optional base connector. For each two bases to be joined, one connector must be ordered.

DESCRIPTION	CODE
Linear Base Connector	LBC
Arc Base Connector	ABC
Serpentine Base Connector	SBC

BASE CONNECTOR FINISH

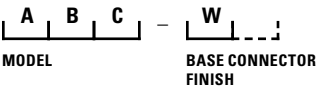
DESCRIPTION	CODE
Black	B
Chardonnay	CD
Cool Grey	CG
Java	JV
Matte Black	MB
Slate	S
Sterling	ST
Warm Grey	WG
White	W

FREIGHT NOTE

Due to the size and nature of Cricket, the Freight Program does not apply to this product. Please contact Customer Experience for a quote.

SPECIFICATIONS REQUIRED TO CREATE THE PRODUCT CODE

- Model
- Base Connector Finish



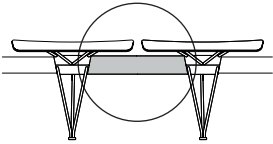
MODEL

Arc Base Connector (ABC)

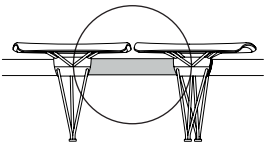
BASE CONNECTOR FINISH

White (W)

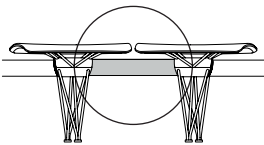




CRICKET CONNECTOR, LINEAR	MODEL	LIST PRICE
	LBC	\$511
One connector is needed for every two linear bases you want to join. For example: Two bases = One connector; Three bases = Two connectors		



CRICKET CONNECTOR, ARC	MODEL	LIST PRICE
	ABC	\$576
One connector is needed for every two arc bases you want to join. For example: Two bases = One connector; Three bases = Two connectors		



CRICKET CONNECTOR, SERPENTINE	MODEL	LIST PRICE
	SBC	\$616
One connector is needed for every two arc bases you want to join. For example: Two bases = One connector; Three bases = Two connectors		

TO SPECIFY: Refer to pages 7–8 for base specification, pages 12–13 for connector specification, pages 15–16 for seat specification & pages 18–19 for table specification. Specify all products by their product code.

SEAT MODEL

DESCRIPTION	CODE
Cricket seat	CRS

BASE STYLE

DESCRIPTION	CODE
Arc base	A
Linear base	L

SEAT FINISH

UPHOLSTERED SEAT:

Please refer to Leland Textile Program which features textiles and leathers from the following partners:

- Brentano
- Camira
- Carnegie
- CF Stinson
- Green Hides
- Maharam
- Unika Vaev

The complete grade list can be found at lelandinternational.com/textile-partners or you can specify COM/COL. Due to the design of this product, it is recommended that all non pre-approved textile be tested for compatibility.

*Upholstery covers top surface of seat only. Seat edge will be visible.
Edge is available in any Leland Colours I or II finish.*

LAMINATE SEAT:

DESCRIPTION	CODE
Identify manufacturer, laminate code, & color	L

Please refer to the Leland Terms and Conditions Guide for a listing of standard laminates. For table pricing in laminates not listed, please contact Leland’s Customer Experience Department for a quotation.

veneer seat:

LELAND COLOURS I & II (Click to view)

CUSTOM Specify Custom (01)

*Please note that the Cricket Bench is NOT AVAILABLE in the following finishes:
Natural Walnut (08), Natural Beech (09), Natural White Oak (12)

EDGE FINISH

Edges for veneer surfaces will be the same as the surface selection. Edges for laminate and upholstered surfaces can be specified in any Leland Colours I or II finish.

SPECIFICATIONS REQUIRED TO CREATE THE PRODUCT CODE

- Model
- Base Style
- Seat Finish, Color or Upholstery
- Edge Finish

C	R	S	-	L	-	D	-	1	1
MODEL				BASE STYLE		SEAT FINISH, COLOR OR UPHOLSTERY		EDGE FINISH	

MODEL

Cricket Seat (CRS)

BASE STYLE

Linear Base (L)

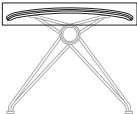
SEAT FINISH, COLOR OR UPHOLSTERY

Grade D (D)

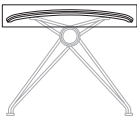
EDGE FINISH

Natural (11)

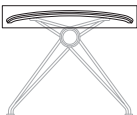




CRICKET SEAT	MODEL	LIST PRICE/GRADE	COM/COL	A	B	C	D	E	F	G	H	I	J	K	L
upholstered	CRS		\$321	355	372	389	406	423	440	457	474	491	508	525	542
W 22 D 22		COM Yardage: 1 or 2 Seats: .75 yard Contact Leland Customer Experience for yardage requirements on textiles with repeats. For COL requirements please contact Leland Customer Experience.													



CRICKET SEAT	MODEL	LIST PRICE
laminate surface	CRS	\$218
W 22 D 22		



CRICKET SEAT	MODEL	LIST PRICE
veneer surface	CRS	\$235
W 22 D 22		

TO SPECIFY: Refer to pages 7–8 for base specification, pages 12–13 for connector specification, pages 15–16 for seat specification & pages 18–19 for table specification. Specify all products by their product code.

TABLE MODEL

DESCRIPTION	CODE
Cricket table	CRT

BASE STYLE

DESCRIPTION	CODE
Arc base	A
Linear base	L

TOP SHAPE

DESCRIPTION	CODE
Circle, one base position	CR
Soft square, one base position	SSQ
Rectangle, two base position	RT

TOP FINISH OR COLOR
LAMINATE TOP:

DESCRIPTION	CODE
Identify manufacturer, laminate code, & color	L
Please refer to the Leland Terms and Conditions Guide for a listing of standard laminates. For table pricing in laminates not listed, please contact Leland's Customer Experience Department for a quotation.	

 veneer top:

LELAND COLOURS I (Click to view)

LELAND COLOURS II (Click to view)

CUSTOM Specify Custom (01)

*Please note that the Cricket Table is NOT AVAILABLE in the following finishes:
Natural Walnut (08), Natural Beech (09), Natural White Oak (12)

SOLID SURFACE TOP:

Contact Corian® Solid Surface, Wilsonart® Solid Surface, or 3Form® for current solid and pattern availability. A custom quote is required for all solid surface. Please contact Leland Customer Experience to request a custom quote.

EDGE FINISH

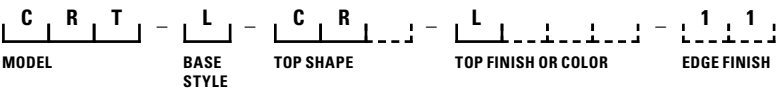
Wood surface and edge must be specified in the same standard Leland finish. Edges for laminate surfaces can be specified in any Leland Colours I or II finish.

FREIGHT NOTE

Due to the size and nature of Cricket, the Freight Program does not apply to this product. Please contact Customer Experience for a quote.

SPECIFICATIONS REQUIRED TO CREATE THE PRODUCT CODE

- Model
- Base Style
- Top Shape
- Top Finish or Color
- Edge Finish



MODEL

Cricket Table (CRT)

BASE STYLE

Linear base (L)

TOP SHAPE


Circle (CR)

TOP FINISH OR COLOR

Laminate (L)

EDGE FINISH

Natural (11)



**CIRCLE
CRICKET TABLE**

	MODEL	TABLE TOP SURFACE	LIST PRICE
one base position	CRT-_-CR	Laminate	\$229
DIA 22	CRT-_-CR	Veneer	\$318



**SOFT SQUARE
CRICKET TABLE**

	MODEL	TABLE TOP SURFACE	LIST PRICE
one base position	CRT-_-SSQ	Laminate	\$251
W 22 D 22	CRT-_-SSQ	Veneer	\$341



**RECTANGLE
CRICKET TABLE**

	MODEL	TABLE TOP SURFACE	LIST PRICE
two base positions	CRT-_-RT	Laminate	\$397
W 45.5 D 22	CRT-_-RT	Veneer	\$487



Rectangle table
for linear base



Rectangle table
for arc base

TO SPECIFY: Refer to pages 7–8 for base specification, pages 12–13 for connector specification, pages 15–16 for seat specification & pages 18–19 for table specification. Specify all products by their product code.

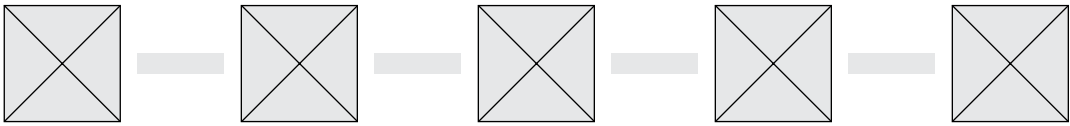
CRICKET BENCH ORDER DIAGRAM

Please complete and include with your order. If multiple units are ordered, a diagram must be completed for each unique unit.

1. CRICKET BASE SELECTION

Select a linear or an arc base model number:
The gray boxes below represent the seat/table positions of the model from left to right.

LINEAR BASE

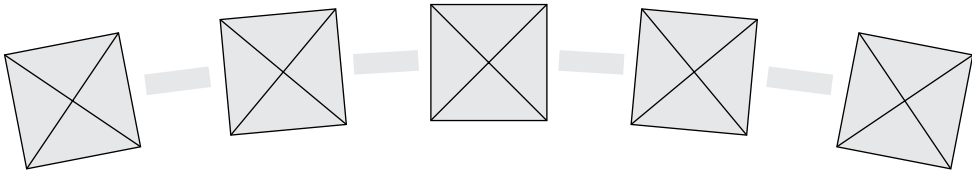


☐ CRL-3, three position linear

☐ CRL-4, four position linear

☐ CRL-5, five position linear

ARC BASE



☐ CRA-3, three position arc

☐ CRA-4, four position arc

☐ CRA-5, five position arc

2. CRICKET SEAT AND TABLE SELECTION

Please select either a seat or a table for each position on your base. Then choose the surface materials and shapes. Positions should be specified from left to right.

POSITION ONE	POSITION TWO	POSITION THREE	POSITION FOUR	POSITION FIVE
<div><input type="checkbox"/> Seat</div> <div><input type="checkbox"/> Table</div> <div>Seat Surface</div> <div><input type="checkbox"/> Laminate</div> <div><input type="checkbox"/> Veneer</div> <div><input type="checkbox"/> Upholstered</div> <div>Table Shape</div> <div><input type="checkbox"/> Circle</div> <div><input type="checkbox"/> Soft square</div> <div><input type="checkbox"/> Rectangle*</div> <div>Top Surface</div> <div><input type="checkbox"/> Laminate</div> <div><input type="checkbox"/> Veneer</div> <div><input type="checkbox"/> Solid Surface</div>				

* Rectangle shape covers two positions. If selected, the next position should also have rectangle selected.

3. OPTIONAL BASE CONNECTOR

LINEAR BASE CONNECTOR:

☐ Linear Connector

ARC BASE CONNECTOR

☐ Arc Connector

☐ Serpentine Connector

The base connector can combine two Cricket Benches.

OPTIONAL FLOOR MOUNT

FLOOR MOUNT:

☐ Floor Mount

The floor mount attaches Cricket Bench base to floor and must be specified at the time of the bench order. Due to the variety of floor surfaces on which Cricket Bench may be installed, floor mount fasteners are not supplied by Leland International. Responsibility of fastener choice is the customers.



Croix Tables

2016 Price List

Pricing effective 03/21/16

2016 CROIX TABLE PRICE LIST

CROIX TABLE: TABLE OF CONTENTS CX2

CROIX TABLE VISUAL REFERENCE..... CX3

CROIX TABLE SPECIFICATION INFORMATION CX5

CROIX TABLE SPECIFICATION EXAMPLE..... CX7

CROIX TABLE, X-BASE, FIXED CX8

CROIX TABLE, X-BASE BAR, FIXED..... CX9

CROIX TABLE, T-BASE, FIXED CX10

CROIX TABLE, T-BASE, TILT CX11

CROIX TABLE, C-BASE, FIXED CX12

CROIX AUXILIARY OPTIONS..... CX13

CROIX MODESTY PANEL SPECIFICATION INFORMATION..... CX14

CROIX MODESTY PANEL SPECIFICATION EXAMPLE CX15

CROIX MODESTY PANEL CX16

CROIX TABLE VISUAL REFERENCE





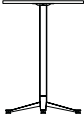


TABLE MODEL	TABLE TOP SIZES			COLUMN/BASE	PAGE
X-Base, Fixed	Round	Square	Rectangle	Powder Coat	Page 8
					
	24 DIA	24 x 24	24 x 30		
	30 DIA	30 x 30			
	36 DIA	36 x 36			
	42 DIA	42 x 42			
X-Base, Fixed Bar	Round	Square	Rectangle	Powder Coat	Page 9
					
	24 DIA	24 x 24	24 x 30		
	30 DIA	30 x 30			
	36 DIA				

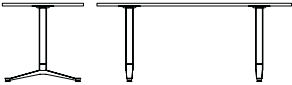

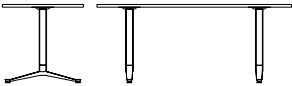

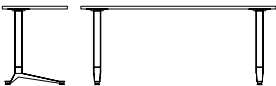

TABLE MODEL	TABLE TOP SIZES	COLUMN/BASE	PAGE
T-Base, Fixed	Rectangle	Powder Coat	Page 10
	 24 x 48 24 x 54 24 x 60 24 x 66 24 x 72 30 x 48 30 x 54 30 x 60 30 x 66 30 x 72 36 x 60 36 x 66 36 x 72		
T-Base, Tilt	Rectangle	Powder Coat	Page 11
	 24 x 48 24 x 54 24 x 60 24 x 66 24 x 72 30 x 48 30 x 54 30 x 60 30 x 66 30 x 72 36 x 60 36 x 66 36 x 72		
C-Base, Fixed	Rectangle	Powder Coat	Page 12
	 24 x 48 24 x 54 24 x 60 24 x 66 24 x 72		

TABLE MODEL

DESCRIPTION	CODE
Croix X-Base, Fixed	CXX
Croix X-Base, Fixed Bar	CXXB
Croix T-Base, Fixed	CXT
Croix T-Base, Tilt	CXTT
Croix C-Base, Fixed	CXC

BASE SELECTION

DESCRIPTION	CODE
Standard	S
Standard with Locking Casters	SC
Power Accessible Legs (2 legs)	P
Power Accessible Legs with Locking Casters (2 legs)	PC
<i>Casters and/or Power is not available with X-Base.</i>	
<i>Power is not available with T-Base, Tilt.</i>	

BASE FINISH

DESCRIPTION	CODE	DESCRIPTION	CODE
Black	B	Chardonnay	CD
Cool Grey	CG	Java	JV
Matte Black	MB	Slate	S
Warm Grey	WG	Sterling	ST
White	W		

TOP SIZES

X-BASE, FIXED:

ROUND	CODE	SQUARE	CODE	RECTANGLE	CODE
24 dia	24D	24 x 24	2424	24 x 30	2430
30 dia	30D	30 x 30	3030		
36 dia	36D	36 x 36	3636		
42 dia	42D	42 x 42	4242		

X-BASE, FIXED BAR:

ROUND	CODE	SQUARE	CODE	RECTANGLE	CODE
24 dia	24D	24 x 24	2424	24 x 30	2430
30 dia	30D	30 x 30	3030		
36 dia	36D				

T-BASE, FIXED AND TILT:

RECTANGLE	CODE	RECTANGLE	CODE	RECTANGLE	CODE
24 x 48	2448	24 x 72	2472	30 x 66	3066
24 x 54	2454	30 x 48	3048	30 x 72	3072
24 x 60	2460	30 x 54	3054	36 x 60	3660
24 x 66	2466	30 x 60	3060	36 x 66	3666
				36 x 72	3672

C-BASE, FIXED:

RECTANGLE	CODE
24 x 48	2448
24 x 54	2454
24 x 60	2460
24 x 66	2466
24 x 72	2472

TOP FINISH OR COLOR

WOOD TOPS:

LELAND COLOURS I & II (Click to view)

CUSTOM Specify Custom (01)





*Please note that Café Parfait is NOT AVAILABLE in the following finishes:
Natural Walnut (08), Natural Beech (09), Natural White Oak (12)

LAMINATE TOPS:

DESCRIPTION	CODE
Identify manufacturer, laminate code, & color	L
Please refer to the Leland Terms and Conditions Guide for a listing of standard laminates. For table pricing in laminates not listed, please contact Leland's Customer Experience Department for a quotation.	

EDGE TYPE

VINYL EDGES:

DESCRIPTION	CODE	DESCRIPTION	CODE
1 3/16" flat PVC	V2	1 3/16" beveled plywood	W1
			
1 3/16" 3mm PVC	V6	1 3/16" flat plywood	W2
			

EDGE FINISH OR COLOR

V2 VINYL EDGES:

DESCRIPTION	CODE	DESCRIPTION	CODE
Black	B	Grey	G
White	W		

V6 VINYL EDGES:

DESCRIPTION	CODE	DESCRIPTION	CODE
Black	B	Saddle	SL
White	W	Stone	SN
Grey	G	Pewter	PW
Truffle	TF		

WOOD EDGES:

LELAND COLOURS I (Click to view)

LELAND COLOURS II (Click to view)

CUSTOM Specify Custom (01)

*Please note that Croix is NOT AVAILABLE in the following finishes:
Natural Walnut (08), Natural Beech (09), Natural White Oak (12)

For laminate modesty panels, edge can be specified in any standard Leland finish. Wood modesty panel front and edges must be specified in the same standard Leland finish.

POWER / DATA OPTIONS

DESCRIPTION	CODE
None	N

FLIP TOP GROMMET:

DESCRIPTION	CODE
1 Grommet, Matte Black (for 48"–72" tables)	1GB
2 Grommets, Matte Black (for 60"–72" tables)	2GB
1 Grommet, Metallic Silver (for 48"–72" tables)	1GS
2 Grommets Metallic Silver (for 60"–72" tables)	2GS

Flip Top Grommet is available with T or C fixed base only.

Please contact Customer Experience for standard grommet placement location.

FLIP TOP POWER UNIT:

DESCRIPTION	CODE
1 Power Unit, Molded Black (for 48"–72" tables)	1PB
2 Power Units, Molded Black (for 60"–72" tables)	2PB
1 Power Unit, Silver Mica (for 48"–72" tables)	1PS
2 Power Units, Silver Mica (for 60"–72" tables)	2PS

Flip Top Power Unit available with T or C fixed base only.

Each power unit has a 72" power cord, two 120v AC receptacles and a kit to accept couplers or jacks.

Please contact Customer Experience for standard power unit placement location.

AUXILIARY OPTIONS

DESCRIPTION	CODE
Ganging Device (two per set)	GD

Ganging is not available on the C-Base option.

FREIGHT NOTE

Due to the size and nature of Croix Tables, the Freight Program does not apply to this product. Please contact Customer Experience for a quote.

SPECIFICATIONS REQUIRED TO CREATE THE PRODUCT CODE

- Model
- Base
- Base Finish
- Top Size
- Top Finish or Color
- Edge Type
- Edge Finish or Color
- Power/Data
- Auxiliary Options (when applicable)

C	X	X	-	S	-	S	T	-	4	2	4	2	-	L	-	W	1	-	1	1	-	N	-	
MODEL				BASE		BASE FINISH			TOP SIZE					TOP FINISH OR COLOR		EDGE TYPE		EDGE FINISH OR COLOR		POWER/DATA		AUXILIARY OPTIONS (WHEN APPLICABLE)		

MODEL

Croix X-Base, Fixed Table (CXX)

BASE

Standard (S)

BASE FINISH

Sterling (ST)

TOP SIZE

42 x 42 (4242)

TOP FINISH OR COLOR

Laminate (L)

EDGE TYPE

1" Beveled plywood (W1)

EDGE FINISH OR COLOR

Natural (11)

POWER/DATA

None (N)

AUXILIARY OPTIONS

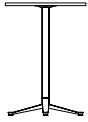
When applicable, enter auxiliary option code





CROIX TABLE X-BASE, FIXED	MODEL	TOP SIZE/CODE	BASE SIZE	LIST PRICE/EDGE CODES:	V2	V6	W1	W2
powder coat column and base H 29	CXX-S	Wood Top						
		24 dia - 24D	Small		\$921	N/A	1070	1070
		30 dia - 30D	Medium		\$1022	N/A	1245	1245
		36 dia - 36D	Large		\$1124	N/A	1419	1419
		42 dia - 42D	Extra Large		\$1226	N/A	1593	1593
		24x24 - 2424	Small		\$932	N/A	1086	1086
		24x30 - 2430	Medium		\$983	N/A	1174	1174
		30x30 - 3030	Medium		\$1033	N/A	1261	1261
		36x36 - 3636	Large		\$1134	N/A	1435	1435
		42x42 - 4242	Extra Large		\$1236	N/A	1609	1609
		Laminate Top						
		24 dia - 24D	Small		\$N/A	822	973	973
		30 dia - 30D	Medium		\$N/A	945	1132	1132
		36 dia - 36D	Large		\$N/A	1006	1290	1290
		42 dia - 42D	Extra Large		\$N/A	1129	1448	1448
		24x24 - 2424	Small		\$N/A	833	989	989
		24x30 - 2430	Medium		\$N/A	880	1069	1069
		30x30 - 3030	Medium		\$N/A	955	1148	1148
		36x36 - 3636	Large		\$N/A	1017	1306	1306
		42x42 - 4242	Extra Large		\$N/A	1140	1464	1464

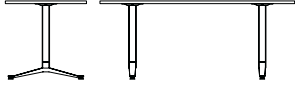
TO SPECIFY: Please refer to pages 5–7 for complete specifying information.
Specify all products by their product code.



CROIX TABLE X-BASE, BAR FIXED

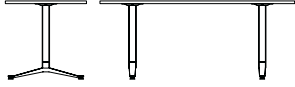
BAR FIXED	MODEL	TOP SIZE/CODE	BASE SIZE	LIST PRICE/EDGE CODES:	V2	V6	W1	W2	
powder coat column and base H 42 <div><div></div><div></div><div></div></div> <div>Round Square Rectangle</div> <div>24 dia 24 x 24 24 x 30</div> <div>30 dia 30 x 30</div> <div>36 dia</div>	CXXB-S	Wood Top							
		24 dia - 24D	Small		\$990	N/A	1141	1141	
		30 dia - 30D	Medium		\$1092	N/A	1314	1314	
		36 dia - 36D	Large		\$1194	N/A	1489	1489	
		24x24 - 2424	Small		\$1001	N/A	1157	1157	
		24x30 - 2430	Medium		\$1052	N/A	1244	1244	
		30x30 - 3030	Medium		\$1102	N/A	1330	1330	
		Laminate Top							
		24 dia - 24D	Small		\$N/A	891	1043	1043	
		30 dia - 30D	Medium		\$ N/A	1014	1201	1201	
		36 dia - 36D	Large		\$ N/A	1077	1360	1360	
		24x24 - 2424	Small		\$ N/A	902	1059	1059	
24x30 - 2430	Medium		\$ N/A	949	1138	1138			
30x30 - 3030	Medium		\$ N/A	1025	1217	1217			

TO SPECIFY: Please refer to pages 5–7 for complete specifying information. Specify all products by their product code.



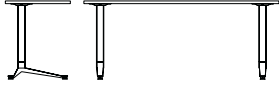
CROIX TABLE T-BASE, FIXED	MODEL	TOP SIZE/CODE	BASE SIZE	LIST PRICE/EDGE CODES:	V2	V6	W1	W2
powder coat column and base	CXT	Wood Top						
H 29		24x48 - 2448	Small		\$1357	N/A	1528	1528
		24x54 - 2454	Small		\$1446	N/A	1640	1640
		24x60 - 2460	Small		\$1536	N/A	1752	1752
		24x66 - 2466	Small		\$1624	N/A	1863	1863
Rectangle		24x72 - 2472	Small		\$1714	N/A	1975	1975
24 x 48		30x48 - 3048	Medium		\$1389	N/A	2066	2066
24 x 54		30x54 - 3054	Medium		\$1478	N/A	2158	2158
24 x 60		30x60 - 3060	Medium		\$1567	N/A	2248	2248
24 x 66		30x66 - 3066	Medium		\$1656	N/A	2340	2340
24 x 72		30x72 - 3072	Medium		\$1744	N/A	2465	2465
30 x 48		36x60 - 3660	Large		\$1606	N/A	2591	2591
30 x 54		36x66 - 3666	Large		\$1694	N/A	2717	2717
30 x 60		36x72 - 3672	Large		\$1784	N/A	2842	2842
30 x 66		For Locking Casters, add \$79 to list price. (SC), (PC)						
30 x 72		For Power Accessible Legs, add \$321 to list price. (P), (PC)						
36 x 60		Laminate Top						
36 x 66		24x48 - 2448	Small		\$N/A	1167	1444	1444
36 x 72		24x54 - 2454	Small		\$N/A	1338	1551	1551
		24x60 - 2460	Small		\$N/A	1329	1657	1657
		24x66 - 2466	Small		\$N/A	1500	1763	1763
		24x72 - 2472	Small		\$N/A	1491	1869	1869
		30x48 - 3048	Medium		\$N/A	1285	1956	1956
		30x54 - 3054	Medium		\$N/A	1277	2043	2043
		30x60 - 3060	Medium		\$N/A	1447	2130	2130
		30x66 - 3066	Medium		\$N/A	1439	2217	2217
		30x72 - 3072	Medium		\$N/A	1609	2337	2337
		36x60 - 3660	Large		\$N/A	1393	2457	2457
		36x66 - 3666	Large		\$N/A	1563	2576	2576
		36x72 - 3672	Large		\$N/A	1555	2697	2697
		For Locking Casters, add \$79 to list price. (SC), (PC)						
		For Power Accessible Legs, add \$321 to list price. (P), (PC)						

TO SPECIFY: Please refer to pages 5–7 for complete specifying information.
Specify all products by their product code.



CROIX TABLE T-BASE, TILT	MODEL	TOP SIZE/CODE	BASE SIZE	LIST PRICE/EDGE CODES:	V2	V6	W1	W2
powder coat column and base	CXTT	Wood Top						
H 29		24x48 - 2448	Small		\$1676	N/A	1848	1848
		24x54 - 2454	Small		\$1766	N/A	1960	1960
		24x60 - 2460	Small		\$1855	N/A	2071	2071
		24x66 - 2466	Small		\$1944	N/A	2182	2182
		24x72 - 2472	Small		\$2033	N/A	2294	2294
Rectangle		30x48 - 3048	Medium		\$1708	N/A	2386	2386
24 x 48		30x54 - 3054	Medium		\$1798	N/A	2477	2477
24 x 54		30x60 - 3060	Medium		\$1886	N/A	2568	2568
24 x 60		30x66 - 3066	Medium		\$1976	N/A	2659	2659
24 x 66		30x72 - 3072	Medium		\$2064	N/A	2785	2785
24 x 72		36x60 - 3660	Large		\$1926	N/A	2911	2911
30 x 48		36x66 - 3666	Large		\$2014	N/A	3036	3036
30 x 54		36x72 - 3672	Large		\$2103	N/A	3162	3162
30 x 60		For Locking Casters, add \$79 to list price, (SC)						
30 x 66		Laminate Top						
30 x 72		24x48 - 2448	Small		\$N/A	1487	1764	1764
36 x 60		24x54 - 2454	Small		\$N/A	1657	1870	1870
36 x 66		24x60 - 2460	Small		\$N/A	1649	1977	1977
36 x 72		24x66 - 2466	Small		\$N/A	1819	2082	2082
		24x72 - 2472	Small		\$N/A	1811	2189	2189
		30x48 - 3048	Medium		\$N/A	1605	2276	2276
		30x54 - 3054	Medium		\$N/A	1596	2362	2362
		30x60 - 3060	Medium		\$N/A	1767	2450	2450
		30x66 - 3066	Medium		\$N/A	1758	2537	2537
		30x72 - 3072	Medium		\$N/A	1929	2656	2656
		36x60 - 3660	Large		\$N/A	1713	2776	2776
		36x66 - 3666	Large		\$N/A	1883	2896	2896
		36x72 - 3672	Large		\$N/A	1874	3016	3016
		For Locking Casters, add \$79 to list price, (SC)						

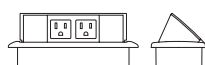
TO SPECIFY: Please refer to pages 5–7 for complete specifying information.
Specify all products by their product code.



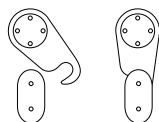
CROIX TABLE C-BASE, FIXED	MODEL	TOP SIZE/CODE	BASE SIZE	LIST PRICE/EDGE CODES:	V2	V6	W1	W2
powder coat column and base	CXC	Wood Top						
H 29		24x48 - 2448	Small		\$1323	N/A	1494	1494
		24x54 - 2454	Small		\$1412	N/A	1606	1606
		24x60 - 2460	Small		\$1502	N/A	1718	1718
		24x66 - 2466	Small		\$1590	N/A	1829	1829
Rectangle		24x72 - 2472	Small		\$1680	N/A	1940	1940
24 x 48		For Locking Casters, add \$79 to list price. (SC), (PC)						
24 x 54		For Power Accessible Legs, add \$321 to list price. (P), (PC)						
24 x 60		Laminate Top						
24 x 66		24x48 - 2448	Small		\$N/A	1133	1410	1410
24 x 72		24x54 - 2454	Small		\$N/A	1304	1517	1517
		24x60 - 2460	Small		\$N/A	1295	1623	1623
		24x66 - 2466	Small		\$N/A	1465	1728	1728
		24x72 - 2472	Small		\$N/A	1457	1835	1835
		For Locking Casters, add \$79 to list price. (SC), (PC)						
		For Power Accessible Legs, add \$321 to list price. (P), (PC)						

TO SPECIFY: Please refer to pages 5–7 for complete specifying information. Specify all products by their product code.

FLIP TOP GROMMET	MODEL		LIST PRICE
one grommet for 48"–72" tables	1GB	Matte Black	\$84
W 3 D 2	1GS	Metallic Silver	\$84
Flip Top Grommet must be specified at the time of ordering. Flip Top Grommet available with T or C Fixed base only.			
two grommets for 60"–72" tables	2GB	Matte Black	\$180
W 3 D 2	2GS	Metallic Silver	\$180
Flip Top Grommets must be specified at the time of ordering. Flip Top Grommets available with T or C Fixed base only.			



POWER/DATA	MODEL		LIST PRICE
one unit for 48"–72" tables	1PB	Molded Black	\$371
W 7 D 3 CORD LENGTH 72"	1PS	Silver Mica	\$413
Each Power/Data unit has two 120v AC receptacles and adapter kit to accept couplers & jacks. Power/Data is available with T or C Fixed base only and must be specified at the time of ordering.			
two units for 60"–72" tables	2PB	Molded Black	\$714
W 7 D 3 CORD LENGTH 72"	2PS	Silver Mica	\$756
Each Power/Data unit has two 120v AC receptacles and adapter kit to accept couplers & jacks. Power/Data is available with T or C Fixed base only and must be specified at the time of ordering.			



GANGING DEVICE	MODEL		LIST PRICE
two per set	GD		\$127

TO SPECIFY: Please refer to pages 5–7 for complete specifying information.
Specify all products by their product code.

MODEL

DESCRIPTION	CODE
Fixed Modesty Panel	FM

SIZE

DESCRIPTION	CODE
48"	48
54"	54
60"	60
66"	66
72"	72

FRONT FINISH OR COLOR

WOOD MODESTY PANEL:

LELAND COLOURS I (Click to view)

LELAND COLOURS II (Click to view)

CUSTOM Specify Custom (01)


*Please note that Croix is NOT AVAILABLE in the following finishes:
Natural Walnut (08), Natural Beech (09), Natural White Oak (12)

LAMINATE MODESTY PANEL :

DESCRIPTION	CODE
Identify manufacturer, laminate code, & color	L
Please refer to the Leland Terms and Conditions Guide for a listing of standard laminates. For table pricing in laminates not listed, please contact Leland's Customer Experience Department for a quotation.	

EDGE TYPE

PVC EDGE:		WOOD EDGE:	
DESCRIPTION	CODE	DESCRIPTION	CODE
¾" 3mm PVC	P	¾" plywood	W



EDGE FINISH OR COLOR

PVC EDGE:

DESCRIPTION	CODE	DESCRIPTION	CODE
Black	B	Saddle	SL
White	W	Stone	SN
Grey	G	Pewter	PW
Truffle	TF		

WOOD EDGE:

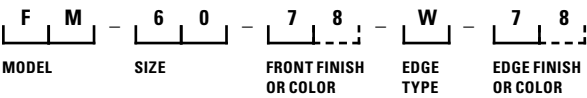
Please refer to Leland Colours I and II

For laminate panels, edge can be specified in any standard Leland finish. Wood panels and edges must be specified in the same standard Leland finish.

SPECIFICATIONS REQUIRED TO CREATE THE PRODUCT CODE

CROIX TABLE MODESTY PANEL

- Model
- Size
- Front Finish or Color
- Edge Type
- Edge Finish or Color



MODEL

Croix Table Modesty Panel (FM)

SIZE

60" (60)

FRONT FINISH OR COLOR

Aegean (78)

EDGE TYPE

¾ Plywood (W)

EDGE FINISH OR COLOR

Aegean (78)



FIXED MODESTY PANEL	MODEL	PANEL SIZE/CODE	LIST PRICE/EDGE CODES:	P	W
H 12	FM	Wood Panel			
		48" - 48		\$382	N/A
		54" - 54		\$429	N/A
		60" - 60		\$477	N/A
		66" - 66		\$524	N/A
		72" - 72		\$572	N/A
		Modesty Panel available with T or C fixed base only.			
		Laminate Panel			
		48" - 48		\$N/A	422
		54" - 54		\$N/A	437
		60" - 60		\$N/A	453
		66" - 66		\$N/A	468
		72" - 72		\$N/A	482
		Modesty Panel available with T or C fixed base only.			

TO SPECIFY: Please refer to pages 14–15 for complete specifying information.
Specify all products by their product code.



Ease

2016 Price List

Pricing effective 03/21/16

2016 EASE PRICE LIST

EASE: TABLE OF CONTENTS ES2

EASE SPECIFICATION INFORMATION ES3

EASE SPECIFICATION EXAMPLE ES4

EASE SIDE CHAIR ES5

EASE ARM CHAIR ES7

EASE TRANSPORT/STACKING DOLLY ES8

EASE TABLET ARM SPECIFICATION INFORMATION ES9

EASE TABLET ARM SPECIFICATION EXAMPLE ES10

EASE TABLET ARM ES11

CHAIR MODEL

DESCRIPTION	CODE
Ease side chair, upholstered seat, wood back	ESSUW
Ease side chair ganging, upholstered seat , wood back	ESSGUW
Ease side chair, upholstered seat, wood back upholstered back onlay	ESSUWU
Ease side chair ganging, upholstered seat wood back, upholstered back onlay	ESSGUWU
Ease side chair, wood seat, wood back	ESSWW
Ease side chair ganging, wood seat wood back	ESSGWW
Ease arm chair, upholstered seat, wood back	ESAUW
Ease arm chair, upholstered seat, wood back, upholstered back onlay	ESAUWU
Ease arm chair, wood seat, wood back	ESAWW

SEAT AND BACK WOOD FINISH

LELAND COLOURS I & II (Click to view)

CUSTOM Specify Custom (01)

*Please note that Ease is NOT AVAILABLE in the following finishes:
Natural Walnut (08), Natural Beech (09), Natural White Oak (12)

UPHOLSTERY SELECTION

Please refer to Leland Textile Program which features textiles and leathers from the following partners:

Brentano
Camira
Carnegie
CF Stinson
Green Hides
Maharam
Unika Vaev

The complete grade list can be found at lelandinternational.com/textile-partners or you can specify COM/COL. Due to the design of this product, it is recommended that all non pre-approved textile be tested for compatibility.

FRAME FINISH: POWDER COAT AND CHROME

DESCRIPTION	CODE
Black	B
Chardonnay	CD
Cool Grey	CG
Java	JV
Matte Black	MB
Slate	S
Sterling	ST
Warm Grey	WG
White	W
Chrome	C

ARM CAP FINISH

LELAND COLOURS I & II (Click to view)

CUSTOM Specify Custom (01)

*Please note that Ease is NOT AVAILABLE in the following finishes:
Natural Walnut (08), Natural Beech (09), Natural White Oak (12)

AUXILIARY OPTIONS

GLIDES

DESCRIPTION	CODE
Polycarbonate	P
Felt	F

Please note that adding glides raises the chair height.25 inch.

SPECIFICATIONS REQUIRED TO CREATE THE PRODUCT CODE

- Model
- Seat Upholstery or Finish
- Back Finish
- Upholstered Back Onlay (when applicable)
- Frame Finish
- Arm Cap Finish (when applicable)
- Auxiliary Options (when applicable)

E	S	S	U	W	U	-	H	-	1	1	-	H	-	C	-	-	-	-	-
MODEL							SEAT UPHOLSTERY OR FINISH		BACK FINISH			UPHOLSTERED BACK ONLAY (WHEN APPLICABLE)		FRAME FINISH		ARM CAP FINISH (WHEN APPLICABLE)		AUXILIARY OPTIONS (WHEN APPLICABLE)	

MODEL

Ease Side Chair, upholstered seat, wood back, upholstered back onlay (ESSUWU)

SEAT UPHOLSTERY OR FINISH

Grade H (H)

BACK FINISH

Natural (11)

UPHOLSTERED BACK ONLAY


Grade H (H)

FRAME FINISH

Chrome (C)

ARM CAP FINISH

When applicable, enter Leland Colours I or II code





EASE SIDE CHAIR	MODEL	LIST PRICE/GRADE	COM/COL	A	B	C	D	E	F	G	H	I	J	K	L
upholstered seat, wood back	ESSUW		\$431	456	469	482	495	508	521	534	547	560	573	586	599
W 19.5 D 21.75 H 31 SH 18.5															
Glides: Add \$6.00 net per chair for a set of four (4).															
COM Yardage: 1 or 2 seats: .75 yard, 3 or 4 seats: 1.5 yards, 5 or 6 seats: 2.25 yards															
Contact Leland Customer Experience for yardage requirements on textiles with repeats.															
For COL requirements please contact Leland Customer Experience.															



EASE SIDE CHAIR, GANGING	MODEL	LIST PRICE/GRADE	COM/COL	A	B	C	D	E	F	G	H	I	J	K	L
upholstered seat, wood back	ESSGUW		\$467	492	505	518	531	544	557	570	583	596	609	622	635
W 19.5 D 21.75 H 31 SH 18.5															
Glides: Add \$6.00 net per chair for a set of four (4).															
COM Yardage: 1 or 2 seats: .75 yard, 3 or 4 seats: 1.5 yards, 5 or 6 seats: 2.25 yards															
Contact Leland Customer Experience for yardage requirements on textiles with repeats.															
For COL requirements please contact Leland Customer Experience.															



EASE SIDE CHAIR	MODEL	LIST PRICE/GRADE	COM/COL	A	B	C	D	E	F	G	H	I	J	K	L
upholstered seat, wood back, upholstered back onlay	ESSUWU		\$458	483	496	509	522	535	548	561	574	587	600	613	626
W 19.5 D 21.75 H 31 SH 18.5															
Glides: Add \$6.00 net per chair for a set of four (4).															
COM Yardage: 1 seat and back: .75 yard, 6 seats and backs: 3.5 yards															
Contact Leland Customer Experience for yardage requirements on textiles with repeats.															
For COL requirements please contact Leland Customer Experience.															



EASE SIDE CHAIR, GANGING	MODEL	LIST PRICE/GRADE	COM/COL	A	B	C	D	E	F	G	H	I	J	K	L
upholstered seat, wood back, upholstered back onlay	ESSGUWU		\$542	567	580	593	606	619	632	645	658	671	684	697	710
W 19.5 D 21.75 H 31 SH 18.5															
Glides: Add \$6.00 net per chair for a set of four (4).															
COM Yardage: 1 seat and back: .75 yard, 6 seats and backs: 3.5 yards															
Contact Leland Customer Experience for yardage requirements on textiles with repeats.															
For COL requirements please contact Leland Customer Experience.															

TO SPECIFY: Please refer to pages 3–4 for complete specifying information.
Specify all products by their product code.



EASE SIDE CHAIR	MODEL	LIST PRICE
wood seat, wood back	ESSWW	\$442
Glides: Add \$6.00 net per chair for a set of four (4).		
W 19.5 D 21.75 H 31 SH 18		



EASE SIDE CHAIR, GANGING	MODEL	LIST PRICE
wood seat, wood back	ESSGWW	\$467
Glides: Add \$6.00 net per chair for a set of four (4).		
W 19.5 D 21.75 H 31 SH 18		

TO SPECIFY: Please refer to pages 3–4 for complete specifying information.
Specify all products by their product code.



EASE ARM CHAIR	MODEL	LIST PRICE/GRADE	COM/COL	A	B	C	D	E	F	G	H	I	J	K	L
upholstered seat, wood back	ESAUW		\$713	738	751	764	777	790	803	816	829	842	855	868	881
W 24 D 21.75 H 31 SH 18.5 AH 26.5 Glides: Add \$6.00 net per chair for a set of four (4). COM Yardage: 1 or 2 seats:.75 yard, 3 or 4 seats: 1.5 yards, 5 or 6 seats: 2.25 yards Contact Leland Customer Experience for yardage requirements on textiles with repeats. For COL requirements please contact Leland Customer Experience.															

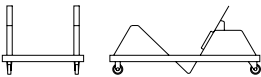


EASE ARM CHAIR	MODEL	LIST PRICE/GRADE	COM/COL	A	B	C	D	E	F	G	H	I	J	K	L
upholstered seat, wood back, upholstered back onlay	ESAUWU		\$805	830	843	856	869	882	895	908	921	934	947	960	973
W 24 D 21.75 H 31 SH 18.5 AH 26.5 Glides: Add \$6.00 net per chair for a set of four (4). COM Yardage: 1 seat and back:.75 yard, 6 seats and backs: 3.5 yards Contact Leland Customer Experience for yardage requirements on textiles with repeats. For COL requirements please contact Leland Customer Experience..															



EASE ARM CHAIR	MODEL	LIST PRICE
wood seat, wood back	ESAWW	\$712
W 24 D 21.75 H 31 SH 18 AH 26.5 Glides: Add \$6.00 net per chair for a set of four (4).		

TO SPECIFY: Please refer to pages 3–4 for complete specifying information.
Specify all products by their product code.



EASE TRANSPORT/ STACKING DOLLY	MODEL	LIST PRICE
W 22.75" D 46.5" H 14.25" (EMPTY)	ESSNDB	\$767

Ease Transport/Stacking Dolly handles up to 25 side chairs in wood or 15 side chairs upholstered.

TO SPECIFY: Please refer to pages 3–4 for complete specifying information.
Specify all products by their product code.

MODEL

DESCRIPTION	CODE
Ease right hand tablet arm chair, wood	ESTRHW
Ease left hand tablet arm chair, wood	ESTLHW
Ease right hand tablet arm chair, laminate	ESTRHL
Ease left hand tablet arm chair, laminate	ESTLHL

WOOD TABLET TOP AND EDGE FINISH

WOOD TABLET:

Wood top and edge must be specified in the same finish.

LELAND COLOURS I (Click to view)

*Natural Finish specify Natural 11

LELAND COLOURS II (Click to view)

*Custom Finish specify Custom 01

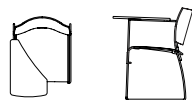
LAMINATE TABLET :

Edge is finished in Natural 11

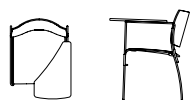
DESCRIPTION	CODE
Black	B
White	W

TABLET ARM FRAME FINISH NOTE

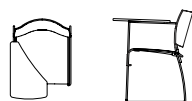
Ease tablet arm frames are finished in chrome and can only be used with Ease side chairs with chrome frames.



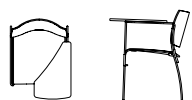
EASE TABLET ARM, WOOD	MODEL	LIST PRICE
right hand	ESTRHW	\$368



EASE TABLET ARM, WOOD	MODEL	LIST PRICE
left hand	ESTLHW	\$368



EASE TABLET ARM, LAMINATE	MODEL	LIST PRICE
right hand	ESTRHL	\$311



EASE TABLET ARM, LAMINATE	MODEL	LIST PRICE
left hand	ESTLHL	\$311

TO SPECIFY: Please refer to pages 3–4 and 9–10 for complete specifying information.
Specify all products by their product code.



Ebb Fully Upholstered
2016 Price List

Pricing effective 03/21/16

2016 EBB FULLY UPHOLSTERED PRICE LIST

EBB FULLY UPHOLSTERED BENCH: TABLE OF CONTENTS	EB2
EBB FULLY UPHOLSTERED BENCH SPECIFICATION INFORMATION	EB3
EBB FULLY UPHOLSTERED BENCH SPECIFICATION EXAMPLE	EB4
EBB FULLY UPHOLSTERED BENCH TWO CLOSED ENDS	EB5
EBB FULLY UPHOLSTERED BENCH ONE LINKING END	EB6
EBB FULLY UPHOLSTERED BENCH TWO LINKING ENDS	EB7
EBB FULLY UPHOLSTERED BENCH AUXILIARY OPTIONS	EB8
EBB FULLY UPHOLSTERED HUB SPECIFICATION INFORMATION	EB9
EBB FULLY UPHOLSTERED HUB SPECIFICATION EXAMPLE	EB10
EBB FULLY UPHOLSTERED HUB	EB11
EBB FULLY UPHOLSTERED HUB AUXILIARY OPTIONS	EB12
EBB FULLY UPHOLSTERED POD SPECIFICATION INFORMATION	EB13
EBB FULLY UPHOLSTERED POD SPECIFICATION EXAMPLE	EB14
EBB FULLY UPHOLSTERED POD	EB15
EBB FULLY UPHOLSTERED POD AUXILIARY OPTIONS	EB16

BENCH MODEL

DESCRIPTION	CODE
Ebb fully upholstered bench, two closed ends	EBFUCC
Ebb fully upholstered bench, one linking end	EBFUCL
Ebb fully upholstered bench, two linking ends	EBFULL

BENCH LENGTH

DESCRIPTION	CODE
30" Long	30
48" Long	48
72" Long	72
96" Long	96
120" Long	120

UPHOLSTERY SELECTION

Please refer to Leland Textile Program which features textiles and leathers from the following partners:

Brentano
Camira
Carnegie
CF Stinson
Green Hides
Maharam
Unika Vaev

The complete grade list can be found at lelandinternational.com/textile-partners, or you can specify COM/COL.

Due to upholstery requirements, the Ebb product line can only be upholstered railroaded. Please consider when specifying textiles with a pattern. Untested COM or COL textiles will not be accepted.

LEG FINISH

Ebb fully upholstered linking benches have black powder coat skirts.

DESCRIPTION	CODE
Black	B
Chardonnay	CD
Cool Grey	CG
Java	JV
Matte Black	MB
Slate	S
Sterling	ST
Warm Grey	WG
White	W

AUXILIARY OPTIONS

Auxiliary Options must be specified at the time of the order.

SKIRT:

DESCRIPTION	CODE
Ebb Fully Upholstered Bench Skirt	SK

FLOOR MOUNT:

DESCRIPTION	CODE
Ebb Fully Upholstered Bench Floor Mount	FM
<i>Floor Mount requires Skirt.</i>	

GLIDES

Ebb glides are nylon.

PRODUCT SPECIFICATION

Ebb layout is required at the quotation stage and order stage to ensure accurate product specifications. Contact Leland Customer Experience for CAD drawings.

FREIGHT NOTE

Due to the size and nature of the Ebb product line, the Freight Program does not apply to this product. Please contact Customer Experience for a quote.

SPECIFICATIONS REQUIRED TO CREATE THE PRODUCT CODE

EBB FULLY UPHOLSTERED BENCH

- Model
- Bench Length
- Upholstery Selection
- Leg Finish
- Skirt (when applicable)
- Floor Mount (when applicable)



MODEL

Ebb Fully Upholstered Bench
Two Closed Ends (EBFUCC)

BENCH LENGTH

72" (72)

UPHOLSTERY SELECTION

Enter upholstery grade,
COM or COL (COM)

LEG FINISH

Chardonnay (CD)

SKIRT

When Applicable, enter skirt code

FLOOR MOUNT

When Applicable, enter Ebb floor
mount code. *Floor Mount requires Skirt.*



Ebb Fully Upholstered Bench Two Closed Ends Skirt must be specified at the time of ordering. Skirt cannot be added later in the field.



EBB FULLY UPHOLSTERED BENCH TWO CLOSED ENDS	MODEL	LIST PRICE/GRADE	COM/COL	A	B	C	D	E	F	G	H	I	J	K	L
30" long W 17.5 SH 18.5	EBFUCC-30		\$1575	1676	1727	1778	1829	1880	1931	1982	2033	2084	2135	2186	2237
COM Yardage: 1.5 yards For COL requirements please contact Leland Customer Experience.v															




EBB FULLY UPHOLSTERED BENCH TWO CLOSED ENDS	MODEL	LIST PRICE/GRADE	COM/COL	A	B	C	D	E	F	G	H	I	J	K	L
48" long W 17.5 SH 18.5	EBFUCC-48		\$2075	2221	2294	2367	2440	2513	2586	2659	2732	2805	2878	2951	3024
COM Yardage: 2 yards For COL requirements please contact Leland Customer Experience.															



EBB FULLY UPHOLSTERED BENCH TWO CLOSED ENDS	MODEL	LIST PRICE/GRADE	COM/COL	A	B	C	D	E	F	G	H	I	J	K	L
72" long W 17.5 SH 18.5	EBFUCC-72		\$2576	2758	2849	2940	3031	3122	3213	3304	3395	3486	3577	3668	3759
COM Yardage: 2.5 yards For COL requirements please contact Leland Customer Experience.															



EBB FULLY UPHOLSTERED BENCH TWO CLOSED ENDS	MODEL	LIST PRICE/GRADE	COM/COL	A	B	C	D	E	F	G	H	I	J	K	L
96" long W 17.5 SH 18.5	EBFUCC-96		\$3075	3312	3431	3550	3669	3788	3907	4026	4145	4264	4383	4502	4621
COM Yardage: 3.25 yards For COL requirements please contact Leland Customer Experience.															



EBB FULLY UPHOLSTERED BENCH TWO CLOSED ENDS	MODEL	LIST PRICE/GRADE	COM/COL	A	B	C	D	E	F	G	H	I	J	K	L
120" long W 17.5 SH 18.5	EBFUCC-120		\$3575	3864	4009	4154	4299	4444	4589	4734	4879	5024	5169	5314	5459
COM Yardage: 4 yards For COL requirements please contact Leland Customer Experience.															

TO SPECIFY: Please refer to pages 3–4 for complete specifying information.
Specify all products by their product code.




**EBB FULLY UPHOLSTERED
BENCH ONE LINKING END**

	MODEL	LIST PRICE/GRADE	COM/COL	A	B	C	D	E	F	G	H	I	J	K	L
30" long W 17.5 SH 18.5	EBFUCL-30		\$1603	1704	1755	1806	1857	1908	1959	2010	2061	2112	2163	2214	2265
COM Yardage: 1.5 yards For COL requirements please contact Leland Customer Experience.															



**EBB FULLY UPHOLSTERED
BENCH ONE LINKING END**

	MODEL	LIST PRICE/GRADE	COM/COL	A	B	C	D	E	F	G	H	I	J	K	L
48" long W 17.5 SH 18.5	EBFUCL-48		\$2103	2249	2322	2395	2468	2541	2614	2687	2760	2833	2906	2979	3052
COM Yardage: 2 yards For COL requirements please contact Leland Customer Experience.															



**EBB FULLY UPHOLSTERED
BENCH ONE LINKING END**

	MODEL	LIST PRICE/GRADE	COM/COL	A	B	C	D	E	F	G	H	I	J	K	L
72" long W 17.5 SH 18.5	EBFUCL-72		\$2603	2785	2876	2967	3058	3149	3240	3331	3422	3513	3604	3695	3786
COM Yardage: 2.5 yards For COL requirements please contact Leland Customer Experience.															



**EBB FULLY UPHOLSTERED
BENCH ONE LINKING END**

	MODEL	LIST PRICE/GRADE	COM/COL	A	B	C	D	E	F	G	H	I	J	K	L
96" long W 17.5 SH 18.5	EBFUCL-96		\$3102	3339	3458	3577	3696	3815	3934	4053	4172	4291	4410	4529	4648
COM Yardage: 3.25 yards For COL requirements please contact Leland Customer Experience.															



**EBB FULLY UPHOLSTERED
BENCH ONE LINKING END**


	MODEL	LIST PRICE/GRADE	COM/COL	A	B	C	D	E	F	G	H	I	J	K	L
120" long W 17.5 SH 18.5	EBFUCL-120		\$3602	3891	3716	3860	4004	4148	4292	4436	4580	4724	4868	5012	5156
COM Yardage: 4 yards For COL requirements please contact Leland Customer Experience.															

TO SPECIFY: Please refer to pages 3–4 for complete specifying information.
Specify all products by their product code.



**EBB FULLY UPHOLSTERED
BENCH TWO LINKING ENDS**

	MODEL	LIST PRICE/GRADE	COM/COL	A	B	C	D	E	F	G	H	I	J	K	L
30" long W 17.5 SH 18.5	EBFULL-30		\$1630	1731	1782	1833	1884	1935	1986	2037	2088	2139	2190	2241	2292
COM Yardage: 1.5 yards For COL requirements please contact Leland Customer Experience.															




**EBB FULLY UPHOLSTERED
BENCH TWO LINKING ENDS**

	MODEL	LIST PRICE/GRADE	COM/COL	A	B	C	D	E	F	G	H	I	J	K	L
48" long W 17.5 SH 18.5	EBFULL-48		\$2130	2276	2349	2422	2495	2568	2641	2714	2787	2860	2933	3006	3079
COM Yardage: 2 yards For COL requirements please contact Leland Customer Experience.															




**EBB FULLY UPHOLSTERED
BENCH TWO LINKING ENDS**

	MODEL	LIST PRICE/GRADE	COM/COL	A	B	C	D	E	F	G	H	I	J	K	L
72" long W 17.5 SH 18.5	EBFULL-72		\$2631	2813	2904	2995	3086	3177	3268	3359	3450	3541	3632	3723	3814
COM Yardage: 2.5 yards For COL requirements please contact Leland Customer Experience.															



**EBB FULLY UPHOLSTERED
BENCH TWO LINKING ENDS**

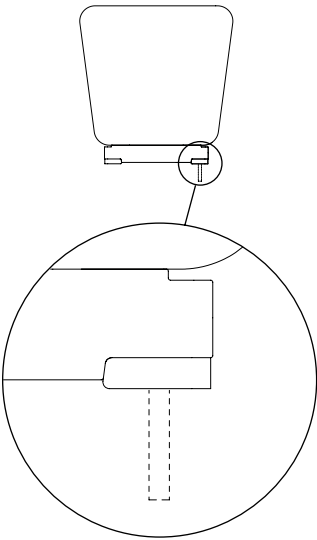
	MODEL	LIST PRICE/GRADE	COM/COL	A	B	C	D	E	F	G	H	I	J	K	L
96" long W 17.5 SH 18.5	EBFULL-96		\$3129	3366	3485	3604	3723	3842	3961	4080	4199	4318	4437	4556	4675
COM Yardage: 3.25 yards For COL requirements please contact Leland Customer Experience.															



**EBB FULLY UPHOLSTERED
BENCH TWO LINKING ENDS**

	MODEL	LIST PRICE/GRADE	COM/COL	A	B	C	D	E	F	G	H	I	J	K	L
120" long W 17.5 SH 18.5	EBFULL-120		\$3630	3919	4064	4209	4354	4499	4644	4789	4934	5079	5224	5369	5514
COM Yardage: 4 yards For COL requirements please contact Leland Customer Experience.															

TO SPECIFY: Please refer to pages 3–4 for complete specifying information.
Specify all products by their product code.



EBB FULLY UPHOLSTERED BENCH FLOOR MOUNT	MODEL	LIST PRICE
	FM	\$175

Due to the variety of floor surfaces on which Ebb products may be installed, floor mount fasteners are not supplied by Leland International. The Ebb product floor mount option consists of feet with floor mount brackets designed to use .5" thread diameter fasteners. Responsibility of fastener choice is the customers.

Floor Mount requires a skirt and both must be specified at the time of ordering.
The Floor Mount cannot be added later in the field.



EBB FULLY UPHOLSTERED BENCH TWO CLOSED ENDS SKIRT	MODEL	LIST PRICE
black powder coat finish	SK	\$110

Ebb Fully Upholstered Bench Two Closed Ends Skirt must be specified at the time of ordering.
Skirt cannot be added later in the field.
Linking Ebb Benches come standard with skirts.

TO SPECIFY: Please refer to pages 3–4 for complete specifying information.
Specify all products by their product code.

HUB MODEL

DESCRIPTION	CODE
Ebb Hub, upholstered, one linking end	EBH1L
Ebb Hub, upholstered, two linking ends, 240 degrees	EBH2L
Ebb Hub, upholstered, two linking ends, 180 degrees	EBH3L
Ebb Hub, upholstered, three linking ends	EBH4L

UPHOLSTERY SELECTION

Please refer to Leland Textile Program which features textiles and leathers from the following partners:

Brentano
Camira
Carnegie
CF Stinson
Green Hides
Maharam
Unika Vaev

The complete grade list can be found at www.lelandinternational.com/ecatalog, or you can specify COM/COL.

Due to upholstery requirements, the Ebb product line can only be upholstered railroaded. Please consider when specifying textiles with a pattern. Untested COM or COL textiles will not be accepted.

LEG FINISH

Ebb Fully Upholstered Hubs have black powder coat skirts.

DESCRIPTION	CODE
Black	B
Chardonnay	CD
Cool Grey	CG
Java	JV
Matte Black	MB
Slate	S
Sterling	ST
Warm Grey	WG
White	W

AUXILIARY OPTIONS

Auxiliary Options must be specified at the time of the order.

DESCRIPTION	CODE
Ebb Fully Upholstered Hub Floor Mount	FM

GLIDES

Ebb glides are nylon.

PRODUCT SPECIFICATION

Ebb layout is required at the quotation stage and order stage to ensure accurate product specifications. Contact Leland Customer Experience for CAD drawings.

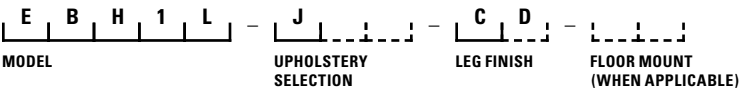
FREIGHT NOTE

Due to the size and nature of the Ebb product line, the Freight Program does not apply to this product. Please contact Customer Experience for a quote.

SPECIFICATIONS REQUIRED TO CREATE THE PRODUCT CODE

EBB FULLY UPHOLSTERED HUB

- Model
- Upholstery Selection
- Leg Finish
- Floor Mount (when applicable)



MODEL

Ebb Fully Upholstered Hub -
One Linking End (EBH1L)

UPHOLSTERY SELECTION

Enter upholstery grade,
COM or COL. Grade J (J)

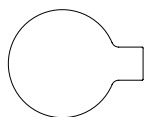
LEG FINISH

Chardonnay (CD)

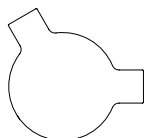
FLOOR MOUNT

When Applicable, enter Ebb
floor mount code

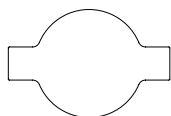




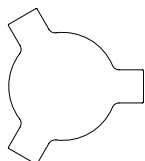
EBB FULLY UPHOLSTERED HUB	MODEL	LIST PRICE/GRADE	COM/COL	A	B	C	D	E	F	G	H	I	J	K	L
one linking end	EBH1L		\$5023	5455	5671	5887	6103	6319	6535	6751	6967	7183	7399	7615	7831
DIA 60 EXT 15			COM Yardage: 6 yards												
			For COL requirements please contact Leland Customer Experience.												



EBB FULLY UPHOLSTERED HUB	MODEL	LIST PRICE/GRADE	COM/COL	A	B	C	D	E	F	G	H	I	J	K	L
two linking ends, 240 degrees	EBH2L		\$5290	5796	6049	6302	6555	6808	7061	7314	7567	7820	8073	8326	8579
DIA 60 EXT 15			COM Yardage: 7 yards												
			For COL requirements please contact Leland Customer Experience.												

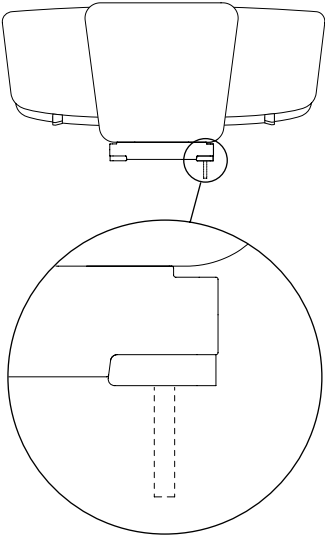


EBB FULLY UPHOLSTERED HUB	MODEL	LIST PRICE/GRADE	COM/COL	A	B	C	D	E	F	G	H	I	J	K	L
two linking ends, 180 degrees	EBH3L		\$5290	5796	6049	6302	6555	6808	7061	7314	7567	7820	8073	8326	8579
DIA 60 EXT 15			COM Yardage: 7 yards												
			For COL requirements please contact Leland Customer Experience.												



EBB FULLY UPHOLSTERED HUB	MODEL	LIST PRICE/GRADE	COM/COL	A	B	C	D	E	F	G	H	I	J	K	L
three linking ends	EBH4L		\$5558	6134	6422	6710	6998	7286	7574	7862	8150	8438	8726	9014	9302
DIA 60 EXT 15			COM Yardage: 8 yards												
			For COL requirements please contact Leland Customer Experience.												

TO SPECIFY: Please refer to pages 9–10 for complete specifying information.
Specify all products by their product code.



**EBB FULLY UPHOLSTERED HUB
FLOOR MOUNT**

MODEL	LIST PRICE
FM	\$175

Due to the variety of floor surfaces on which Ebb products may be installed, floor mount fasteners are not supplied by Leland International. The Ebb product floor mount option consists of feet with floor mount brackets designed to use .5" thread diameter fasteners. Responsibility of fastener choice is the customers.

Floor Mount must be specified at the time of ordering.
The Floor Mount cannot be added later in the field.

TO SPECIFY: Please refer to pages 9–10 for complete specifying information.
Specify all products by their product code.

POD MODEL

DESCRIPTION	CODE
Ebb Fully Upholstered Pod	EBH5

UPHOLSTERY SELECTION

Please refer to Leland Textile Program which features textiles and leathers from the following partners:

Brentano
Camira
Carnegie
CF Stinson
Green Hides
Maharam
Unika Vaev

The complete grade list can be found at www.lelandinternational.com/ecatalog, or you can specify COM/COL.

Due to upholstery requirements, the Ebb product line can only be upholstered railroaded. Please consider when specifying textiles with a pattern. Untested COM or COL textiles will not be accepted.

LEG FINISH

DESCRIPTION	CODE
Black	B
Chardonnay	CD
Cool Grey	CG
Java	JV
Matte Black	MB
Slate	S
Sterling	ST
Warm Grey	WG
White	W

AUXILIARY OPTIONS

Auxiliary Options must be specified at the time of the order.

SKIRT:

DESCRIPTION	CODE
Ebb Fully Upholstered Pod Skirt	SK

FLOOR MOUNT:

DESCRIPTION	CODE
Ebb Fully Upholstered Pod Floor Mount	FM
<i>Floor Mount requires Skirt.</i>	

GLIDES

Ebb glides are nylon.

PRODUCT SPECIFICATION

Ebb layout is required at the quotation stage and order stage to ensure accurate product specifications. Contact Leland Customer Experience for CAD drawings.

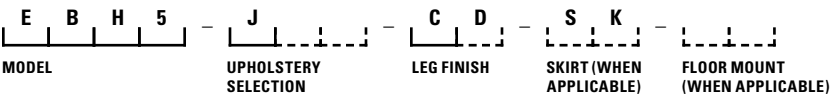
FREIGHT NOTE

Due to the size and nature of the Ebb product line, the Freight Program does not apply to this product. Please contact Customer Experience for a quote.

SPECIFICATIONS REQUIRED TO CREATE THE PRODUCT CODE

EBB FULLY UPHOLSTERED POD

- Model
- Upholstery Selection
- Leg Finish
- Skirt (when applicable)
- Floor Mount (when applicable)



MODEL

Ebb Fully Upholstered Pod (EBH5)

UPHOLSTERY SELECTION

Enter upholstery grade, COM or COL. Grade J (J)

LEG FINISH

Chardonnay (CD)

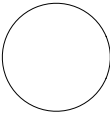
SKIRT

Skirt (SK)

FLOOR MOUNT

When applicable, enter Ebb floor mount code. *Floor Mount requires Skirt.*



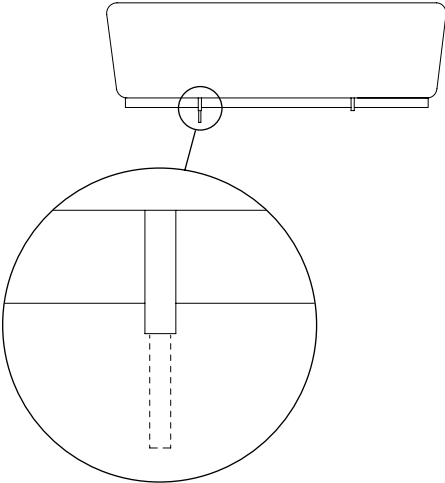


EBB FULLY UPHOLSTERED POD	MODEL	LIST PRICE/GRADE	COM/COL	A	B	C	D	E	F	G	H	I	J	K	L
no linking end	EBH5		\$4645	5078	5295	5512	5729	5946	6163	6380	6597	6814	7031	7248	7465

54 DIA SH 18.5

COM Yardage: 6 yards
For COL requirements please contact Leland Customer Experience.

TO SPECIFY: Please refer to pages 13–14 for complete specifying information.
Specify all products by their product code.



EBB FULLY UPHOLSTERED POD FLOOR MOUNT	MODEL	LIST PRICE
	FM	\$175
<p>Due to the variety of floor surfaces on which Ebb products may be installed, floor mount fasteners are not supplied by Leland International. The Ebb product floor mount option consists of feet with floor mount brackets designed to use .5" thread diameter fasteners. Responsibility of fastener choice is the customers.</p> <p>Floor Mount for the Ebb product line requires skirt and both must be specified at the time of ordering. The Floor Mount cannot be added later in the field.</p>		



EBB FULLY UPHOLSTERED POD SKIRT	MODEL	LIST PRICE
black powder coat finish	SK	\$110
<p>Ebb Fully Upholstered Pod Skirt must be specified at the time of ordering. Skirt cannot be added later in the field.</p>		

TO SPECIFY: Please refer to pages 13–14 for complete specifying information. Specify all products by their product code.



Ebb Veneer Bench

2016 Price List

Pricing effective 03/21/16



2016 EBB VENEER BENCH PRICE LIST

EBB VENEER BENCH: TABLE OF CONTENTS EW2

EBB VENEER BENCH SPECIFICATION INFORMATION EW3

EBB VENEER BENCH SPECIFICATION EXAMPLE EW4

EBB VENEER BENCH TWO OPEN ENDS EW5

EBB VENEER BENCH ONE LINKING END EW6

EBB VENEER BENCH TWO LINKING ENDS EW7

EBB VENEER BENCH AUXILIARY OPTIONS EW8

EBB VENEER BENCH UPHOLSTERED ONLAY

 SPECIFICATION INFORMATION EW9

EBB VENEER BENCH UPHOLSTERED ONLAY

 SPECIFICATION EXAMPLE EW10

EBB VENEER BENCH UPHOLSTERED ONLAY ORDER DIAGRAM EW11

EBB VENEER BENCH UPHOLSTERED EW12

BENCH MODEL

DESCRIPTION	CODE
Ebb veneer bench, two open ends	EBW00
Ebb veneer bench, one linking end	EBWLO
Ebb veneer bench, two linking ends	EBWLL

BENCH LENGTH

DESCRIPTION	CODE
30" Long	30
48" Long	48
72" Long	72
96" Long	96
120" Long	120

VENEER FINISH

DESCRIPTION	CODE
Natural White Oak	12
Medium	13
Medium Cherry	17
Classic Mahogany	21
Espresso	23
Transparent Black	29
<i>Custom Finish</i>	<i>01</i>

LEG FINISH

Linking benches have black powder coat skirts.

DESCRIPTION	CODE
Black	B
Chardonnay	CD
Cool Grey	CG
Java	JV
Matte Black	MB
Slate	S
Sterling	ST
Warm Grey	WG
White	W

AUXILIARY OPTIONS

Auxiliary Options must be specified at the time of the order.

SKIRT:

DESCRIPTION	CODE
Ebb Veneer Bench Skirt	SK

FLOOR MOUNT:

DESCRIPTION	CODE
Ebb Veneer Bench Floor Mount	FM

GLIDES

Ebb glides are nylon.

PRODUCT SPECIFICATION

Ebb layout is required at the quotation stage and order stage to ensure accurate product specifications. Contact Leland Customer Experience for CAD drawings.

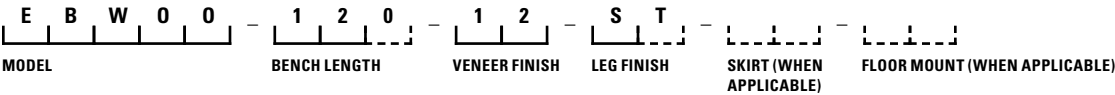
FREIGHT NOTE

Due to the size and nature of the Ebb product line, the Freight Program does not apply to this product. Please contact Customer Experience for a quote.

SPECIFICATIONS REQUIRED TO CREATE THE PRODUCT CODE

EBB VENEER BENCH

- Model
- Bench Length
- Veneer Finish
- Leg Finish
- Skirt (when applicable)
- Floor Mount (when applicable)



MODEL

Ebb Veneer Bench
Two Open Ends (EBW00)

BENCH LENGTH

120" (120)

VENEER FINISH

Natural White Oak (12)

LEG FINISH

Sterling (ST)

SKIRT

When Applicable, enter skirt code

FLOOR MOUNT

When Applicable, enter Ebb floor
mount code




Ebb Veneer Bench Two Open Ends Skirt must be specified at the time of ordering. Skirt cannot be added later in the field.



EBB VENEER BENCH TWO OPEN ENDS	MODEL	LIST PRICE
30" long W 17.5 SH 18	EBW00-30	\$3973



EBB VENEER BENCH TWO OPEN ENDS	MODEL	LIST PRICE
48" long W 17.5 SH 18	EBW00-48	\$4623



EBB VENEER BENCH TWO OPEN ENDS	MODEL	LIST PRICE
72" long W 17.5 SH 18	EBW00-72	\$5243



EBB VENEER BENCH TWO OPEN ENDS	MODEL	LIST PRICE
96" long W 17.5 SH 18	EBW00-96	\$6699



EBB VENEER BENCH TWO OPEN ENDS	MODEL	LIST PRICE
120" long W 17.5 SH 18	EBW00-120	\$8501

TO SPECIFY: Please refer to pages 3–4 for complete specifying information.
Specify all products by their product code.



**EBB VENEER BENCH
ONE LINKING END**


MODEL

LIST PRICE

30" long
W 17.5 SH 18

EBWLO-30

\$4055



**EBB VENEER BENCH
ONE LINKING END**

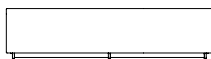
MODEL

LIST PRICE

48" long
W 17.5 SH 18

EBWLO-48

\$4705



**EBB VENEER BENCH
ONE LINKING END**

MODEL

LIST PRICE

72" long
W 17.5 SH 18

EBWLO-72

\$5380



**EBB VENEER BENCH
ONE LINKING END**


MODEL

LIST PRICE

96" long
W 17.5 SH 18

EBWLO-96

\$6864



**EBB VENEER BENCH
ONE LINKING END**

MODEL

LIST PRICE

120" long
W 17.5 SH 18

EBWLO-120

\$8664

TO SPECIFY: Please refer to pages 3–4 for complete specifying information.
Specify all products by their product code.



**EBB VENEER BENCH
TWO LINKING ENDS**

MODEL


LIST PRICE

30" long

EBWLL-30

\$4111

W 17.5 SH 18



**EBB VENEER BENCH
TWO LINKING ENDS**

MODEL

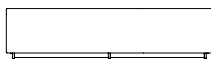
LIST PRICE

48" long

EBWLL-48

\$4760

W 17.5 SH 18



**EBB VENEER BENCH
TWO LINKING ENDS**

MODEL

LIST PRICE

72" long

EBWLL-72

\$5489

W 17.5 SH 18



**EBB VENEER BENCH
TWO LINKING ENDS**

MODEL


LIST PRICE

96" long

EBWLL-96

\$6946

W 17.5 SH 18



**EBB VENEER BENCH
TWO LINKING ENDS**

MODEL

LIST PRICE

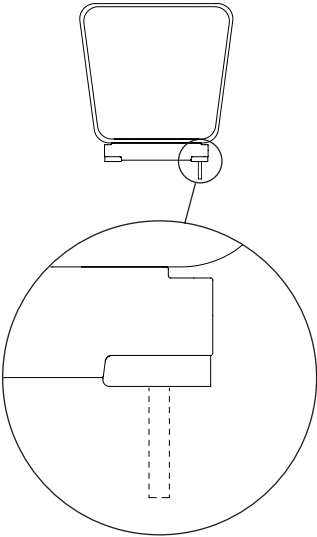
120" long

EBWLL-120

\$8747

W 17.5 SH 18

TO SPECIFY: Please refer to pages 3–4 for complete specifying information.
Specify all products by their product code.



EBB VENEER BENCH FLOOR MOUNT	MODEL	LIST PRICE
	FM	\$175
<p>Due to the variety of floor surfaces on which Ebb products may be installed, floor mount fasteners are not supplied by Leland International. The Ebb product floor mount option consists of feet with floor mount brackets designed to use .5" thread diameter fasteners. Responsibility of fastener choice is the customers.</p> <p>Floor Mount for the Ebb product line requires skirt and both must be specified at the time of ordering. The Floor Mount cannot be added later in the field.</p>		



EBB VENEER BENCH TWO OPEN ENDS SKIRT	MODEL	LIST PRICE
black powder coat finish	SK	\$110
<p>Ebb Veneer Bench Two Open Ends Skirt must be specified at the time of ordering.</p> <p>Linking benches come standard with skirts.</p> <p>Skirt cannot be added later in the field.</p>		

TO SPECIFY: Please refer to pages 3–4 for complete specifying information.
Specify all products by their product code.

EBB VENEER BENCH UPHOLSTERED ONLAY

DESCRIPTION	CODE
Ebb Veneer Bench Upholstered Onlay	EBUO

UPHOLSTERY SELECTION

Please refer to Leland Textile Program which features textiles and leathers from the following partners:

Brentano
Camira
Carnegie
CF Stinson
Green Hides
Maharam
Unika Vaev

The complete grade list can be found at lelandinternational.com/textile-partners, or you can specify COM/COL.

Due to upholstery requirements, the Ebb product line can only be upholstered railroaded. Please consider when specifying textiles with a pattern. Untested COM or COL textiles will not be accepted.

PRODUCT SPECIFICATION

All Ebb Veneer Bench Upholstered Onlay orders must be accompanied by the Upholstered Onlay Order Diagram on page EW11.

Ebb Veneer Bench Upholstered Onlay must be specified at the time of ordering. Ebb Veneer Bench Upholstered Onlay cannot be added later in the field.

Ebb layout is required at the quotation stage and order stage to ensure accurate product specifications. Contact Leland Customer Experience for CAD drawings.

FREIGHT NOTE

Due to the size and nature of the Ebb product line, the Freight Program does not apply to this product. Please contact Customer Experience for a quote.

SPECIFICATIONS REQUIRED TO CREATE THE PRODUCT CODE

EBB VENEER BENCH UPHOLSTERED ONLAY

- Model
- Upholstery Selection


E B U O - B
MODEL UPHOLSTERY SELECTION

MODEL

Ebb Veneer Bench
Upholstered Onlay (EBUO)

UPHOLSTERY SELECTION

Enter upholstery grade,
COM or COL. Grade B (B)



Please complete and include with your order. If multiple units are ordered, a diagram must be completed for each unique unit.

1. UPHOLSTERED ONLAY POSITION SELECTION

The gray boxes below represent the seat positions of the upholstered onlays from left to right.

End One

Position One

Position Two

Position Three

Position Four

Position Five

End Two

☐ 30" long, one position

☐ 48" long, two position

☐ 72" long, three position

☐ 96" long, four position

☐ 120" long, five position

2. EBB VENEER BENCH END SELECTION

Please select end options. Positions should be specified from left to right.

END ONE

☐ Open

☐ Linking

END TWO

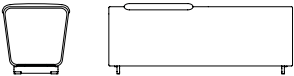
☐ Open

☐ Linking

3. EBB VENEER BENCH ONLAY SELECTION

Please select an onlay position. Then specify textile information. Positions should be specified from left to right.

POSITION ONE	POSITION TWO	POSITION THREE	POSITION FOUR	POSITION FIVE
<div><input type="checkbox"/> No Onlay</div> <div><input type="checkbox"/> Upholstered Onlay</div>	<div><input type="checkbox"/> No Onlay</div> <div><input type="checkbox"/> Upholstered Onlay</div>	<div><input type="checkbox"/> No Onlay</div> <div><input type="checkbox"/> Upholstered Onlay</div>	<div><input type="checkbox"/> No Onlay</div> <div><input type="checkbox"/> Upholstered Onlay</div>	<div><input type="checkbox"/> No Onlay</div> <div><input type="checkbox"/> Upholstered Onlay</div>
Vendor	Vendor	Vendor	Vendor	Vendor
Name	Name	Name	Name	Name
Color	Color	Color	Color	Color



UPHOLSTERED ONLAY			MODEL	LIST PRICE/GRADE	COM/COL	A	B	C	D	E	F	G	H	I	J	K	L
W 18	D 17.5	SH WITH ONLAY 18.5	EBUO	\$233		298	331	364	397	430	463	496	529	562	595	628	661

Prices reflect list price per onlay. Each onlay must be a separate line item and specified on the Order Diagram.

Ebb Veneer Bench upholstered onlay(s) are not railroaded.

If specifying with a linking bench, please specify the onlay(s) as railroaded.

COM Yardage: 1 onlay: 1 yard

For COL requirements please contact Leland Customer Experience.

TO SPECIFY: Please refer to pages 9–11 for complete specifying information.
Specify all products by their product code.



Ebb Mobile

2016 Price List

Pricing effective 03/21/16

2016 EBB MOBILE PRICE LIST

EBB MOBILE: TABLE OF CONTENTS..... EM2

EBB MOBILE SPECIFICATION INFORMATION..... EM3

EBB MOBILE SPECIFICATION EXAMPLE EM4

EBB MOBILE OPEN EM5

EBB STORAGE..... EM6

EBB MOBILE FILE STORAGE EM7

MODEL

DESCRIPTION	CODE
EBB MOBILE	EM
EBB MOBILE STORAGE	EMS
EBB MOBILE FILE STORAGE	EMF

FRAME FINISH

DESCRIPTION	CODE
White Textured Powder Coat	WT
Black Textured Powder Coat	BT
Grey Textured Powder Coat	GT

UPHOLSTERED ONLAY SELECTION

Please refer to Leland Textile Program which features textiles and leathers from the following partners:

Brentano
Camira
Carnegie
CF Stinson
Green Hides
Maharam
Unika Vaev

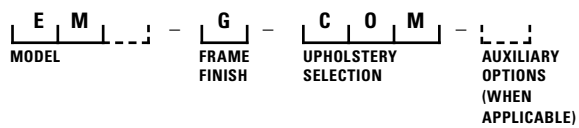
The complete grade list can be found at lelandinternational.com/textile-partners or you can specify COM/COL. Due to the design of this product, it is recommended that all non pre-approved textile be tested for compatibility.

AUXILIARY OPTIONS

DESCRIPTION	CODE
LOCK	L
FILE LOCK	FL
HANDLE	H

SPECIFICATIONS REQUIRED TO CREATE THE PRODUCT CODE

- Model
- Frame Finish
- Upholstery Selection
- Auxiliary Options (when applicable)



MODEL

Ebb Mobile (EM)

FRAME FINISH

Grey Textured Powder Coat (G)

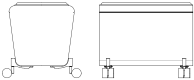
UPHOLSTERY SELECTION

Enter upholstery grade or COM

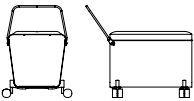
AUXILIARY OPTIONS

When applicable

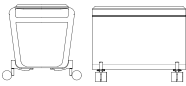




EBB MOBILE	MODEL	LIST PRICE/GRADE	COM	A	B	C	D	E	F	G	H	I	J	K	L
Open model, no storage	EM		\$833	869	887	905	923	941	959	977	995	1013	1031	1049	1067
W 16.75 D 24 H 19.5		COM Requirement: 1 Unit:.75 yard, 2 or 3 Units: 1.5 yards													
		COL Requirement: 1 Unit: 13.5 sq. ft., 2 or 3 Units: 27 sq. ft.													
		Contact Leland Customer Experience for yardage requirements on textiles with repeats.													

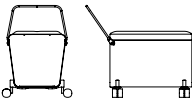


HANDLE	MODEL	Add to List Price
H 27.5 IN USE POSITION	H	\$180



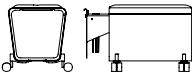
EBB MOBILE STORAGE	MODEL	LIST PRICE/GRADE	COM	A	B	C	D	E	F	G	H	I	J	K	L
Bin and Small Drawer	EMS		\$997	1045	1069	1093	1117	1141	1165	1189	1213	1237	1261	1285	1309
W 16.75 D 24 H 19.5			COM Requirement: 1 Unit: 1 yard, 2 Units: 1.5 yards												
			COL Requirement: 1 Unit: 18 sq. ft., 2 Units: 31.5 sq. ft.												
			Contact Leland Customer Experience for yardage requirements on textiles with repeats.												

LOCK	MODEL	OPTION	Add to List Price
Key lock	L	Drawer and Bin Lock	\$125



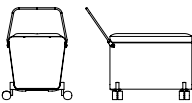
HANDLE	MODEL	Add to List Price
H 27.5 IN USE POSITION	H	\$180

TO SPECIFY: Please refer to pages 3–4 for complete specifying information.
Specify all products by their product code.



EBB MOBILE FILE STORAGE	MODEL	LIST PRICE/GRADE	COM	A	B	C	D	E	F	G	H	I	J	K	L
File Drawer and Small Drawer	EMS		\$951	987	1005	1023	1041	1059	1077	1095	1113	1131	1149	1167	1185
W 16.75 D 24 H 19.5		COM Requirement: 1 Unit: 1 yard, 2 Units: 1.5 yards													
		COL Requirement: 1 Unit: 18 sq. ft., 2 Units: 31.5 sq. ft.													
		Contact Leland Customer Experience for yardage requirements on textiles with repeats.													

LOCK	MODEL	OPTION	Add to List Price
Key lock	FL	File Drawer Lock	\$59
	L	Drawer Lock	\$125



HANDLE	MODEL	Add to List Price
H 27.5 IN USE POSITION	H	\$180

TO SPECIFY: Please refer to pages 3–4 for complete specifying information.
Specify all products by their product code.

Fast Table

2016 Price List

Pricing effective 03/21/16



2016 FAST TABLE PRICE LIST

FAST TABLE: TABLE OF CONTENTS FT2

FAST TABLE VISUAL REFERENCE FT3

FAST TABLE TOP SPECIFICATION INFORMATION FT4

FAST TABLE TOP SPECIFICATION EXAMPLE FT5

FAST TABLE TOPS FT6

FAST TABLE BASE SPECIFICATION INFORMATION FT7

FAST TABLE BASE SPECIFICATION EXAMPLE FT8

FAST TABLE BASES FT9

FAST MODESTY PANEL SPECIFICATION INFORMATION FT10

FAST MODESTY PANEL SPECIFICATION EXAMPLE FT11

FAST MODESTY PANELS FT12

FAST TRANSPORT TROLLEY SPECIFICATION INFORMATION FT13

FAST TRANSPORT TROLLEY SPECIFICATION EXAMPLE FT14

FAST TRANSPORT TROLLEY FT15

FAST TABLE VISUAL REFERENCE












TABLE MODEL	TABLE TOP SIZES			BASE	PAGE
Size A	Round	Square	Rectangle	Powder Coat	Top: Page 6 Base: Page 9
	 48 DIA 54 DIA	 42 x 42	 24 x 48 30 x 48		
Size B	Round	Square	Rectangle	Powder Coat	Top: Page 6 Base: Page 9
	 60 DIA	 48 x 48	 24 x 60 30 x 60		
Size C		Square	Rectangle	Powder Coat	Top: Page 6 Base: Page 9
		 54 x 54	 24 x 72 30 x 72		

TABLE TOP MODEL

ROUND	FITS BASE	CODE
48 DIA	A	F48A
54 DIA	A	F54A
60 DIA	B	F60B
SQUARE		
42x42	A	F4242A
48x48	B	F4848B
54x54	C	F5454C
RECTANGLE		
24x48	A	F2448A
30x48	A	F3048A
24x60	B	F2460B
30x60	B	F3060B
24x72	C	F2472C
30x72	C	F3072C

TOP SURFACE**LAMINATE TOPS:**

DESCRIPTION	CODE
Identify manufacturer, laminate code, & color	L
Please refer to the Leland Terms and Conditions Guide for a listing of standard laminates. For table pricing in laminates not listed, please contact Leland's Customer Experience Department for a quotation.	

EDGE TYPE**V7 VINYL EDGE:**

.75" 3mm PVC

**EDGE COLOR****V7 VINYL EDGE COLORS:**

DESCRIPTION	CODE
Black	B
Grey	G
Pewter	PW
Saddle	SL
Stone	SN
Truffle	TF
White	W

ATTACHMENT COLOR

DESCRIPTION	CODE
Black	B

AUXILIARY OPTIONS

DESCRIPTION	CODE
Ganging Device (two per set)	GD

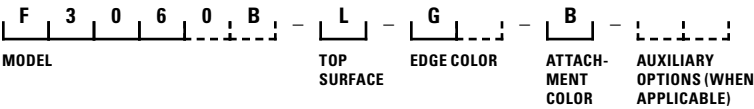
FREIGHT NOTE

Due to the size and nature of Fast Tables, the Freight Program does not apply to this product. Please contact Customer Experience for a quote.

SPECIFICATIONS REQUIRED TO CREATE THE PRODUCT CODE

FAST TABLE TOP

- Model
- Top Surface
- Edge Color
- Attachment Color
- Auxiliary Options (when applicable)



MODEL

Fast 30 x 60 Rectangle Table Top (F3060B)

TOP SURFACE


Laminate (L)

EDGE COLOR

Grey (G)

ATTACHMENT COLOR







Black (B)





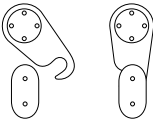
AUXILIARY OPTIONS

When applicable



FAST TABLE TOP	MODEL	TOP SIZE	LIST PRICE
<p>Top sizes for base A</p> <div></div> <p>Round 48 DIA 54 DIA</p> <p>Square 42 x 42</p> <p>Rectangle 24 x 48 30 x 48</p>		Laminate Top	
	F48A	48 DIA	\$938
	F54A	54 DIA	\$957
	F60B	60 DIA	\$975
	F4242A	42x42	\$721
	F4848B	48x48	\$742
	F5454C	54x54	\$1066
	F2448A	24x48	\$400
	F3048A	30x48	\$474
	F2460B	24x60	\$492
	F3060B	30x60	\$571
	F2472C	24x72	\$557
	F3072C	30x72	\$668
<p>Top sizes for base B</p> <div></div> <p>Round 60 DIA</p> <p>Square 48 x 48</p> <p>Rectangle 24 x 60 30 x 60</p>			

Top sizes for base C	
	
Square 54 x 54	Rectangle 24 x 72 30 x 72



GANGING DEVICE	MODEL	LIST PRICE
two per set	GD	\$131

TABLE BASE MODEL

DESCRIPTION	CODE
Base A (fits 48 Dia, 54 Dia, 42x42, 24x48 and 30x48)	FBA
Base B (fits 60 Dia, 48x48, 24x60 and 30x60)	FBB
Base C (fits 54x54, 24x72 and 30x72)	FBC

BASE FINISH

DESCRIPTION	CODE
Black	B
Chardonnay	CD
Cool Grey	CG
Java	JV
Matte Black	MB
Slate	S
Sterling	ST
Warm Grey	WG
White	W

GLIDE AND ATTACHMENT COLOR

DESCRIPTION	CODE
Black	B

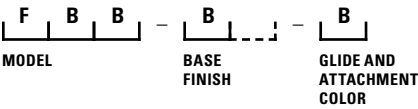
FREIGHT NOTE

Due to the size and nature of Fast Tables, the Freight Program does not apply to this product. Please contact Customer Experience for a quote.

SPECIFICATIONS REQUIRED TO CREATE THE PRODUCT CODE

FAST TABLE BASE

- Model
- Base Finish
- Glide and Attachment Color



MODEL

Fast Size B Table Base (FBB)

BASE FINISH

Black (B)

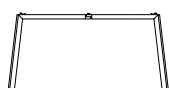
GLIDE AND ATTACHMENT COLOR

Black (B)

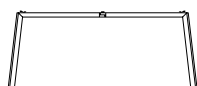




BASE SIZE A	MODEL	LIST PRICE
W 46.7 H 27.4	FBA	\$901
Fits top sizes:		
		
Round	Square	Rectangle
48 DIA	42 x 42	24 x 48
54 DIA		30 x 48



BASE SIZE B	MODEL	LIST PRICE
W 57.8 H 27.4	FBB	\$919
Fits top sizes:		
		
Round	Square	Rectangle
60 DIA	48 x 48	24 x 60
		30 x 60



BASE SIZE C	MODEL	LIST PRICE
W 68 H 27.4	FBC	\$938
Fits top sizes:		
		
Square	Rectangle	
54 x 54	24 x 72	
	30 x 72	

TO SPECIFY: Please refer to table bases on pages 4–5 and table tops on pages 7–8 for complete specifying information. Specify all products by their product code.

MODEL

DESCRIPTION	FITS BASE	CODE
Modesty panel for 24x48 table	A	FM2448
Modesty panel for 30x48 table	A	FM3048
Modesty panel for 24x60 table	B	FM2460
Modesty panel for 30x60 table	B	FM3060
Modesty panel for 24x72 table	C	FM2472
Modesty panel for 30x72 table	C	FM3072

MODESTY PANEL COLOR

DESCRIPTION	CODE
Black	B
White	W
Grey	G

FREIGHT NOTE

Due to the size and nature of Fast Tables, the Freight Program does not apply to this product. Please contact Customer Experience for a quote.

SPECIFICATIONS REQUIRED TO CREATE THE PRODUCT CODE

- Model
- Modesty Panel Color

F

M

3

0

4

8

-

G

MODEL

MODESTY PANEL
COLOR

MODEL

Fast Modesty Panel for 30 x 48
Table (FM3048)

MODESTY PANEL COLOR

Grey (G)





MODESTY PANEL	MODEL	SIZE	LIST PRICE
		Base A	
	FM2448	24x48	\$197
	FM3048	30x48	\$197
		Base B	
	FM2460	24x60	\$207
	FM3060	30x60	\$207
		Base C	
	FM2472	24x72	\$218
	FM3072	30x72	\$218

TO SPECIFY: Please refer to table bases on pages 4–5, table tops on pages 7–8 and modesty panels on pages 10–11 for complete specifying information. Specify all products by their product code.

MODEL

DESCRIPTION	CODE
Fast Transport Trolley	FTT

FREIGHT NOTE

Due to the size and nature of the Fast Transport Trolley, the Freight Program does not apply to this product. Please contact Customer Experience for a quote.

SPECIFICATIONS REQUIRED TO CREATE THE PRODUCT CODE

FAST TRANSPORT TROLLEY


- Model



MODEL

Fast Transport Trolley (FTT)





FAST TRANSPORT TROLLEY	MODEL	LIST PRICE
black powder coat finish	FTT	\$1633
W 38.75 D 29.5 H 37.5	The Fast Transport Trolley can hold up to six table bases and six table tops.	

TO SPECIFY: Please refer to page 13–14 for complete specifying information. Specify all products by their product code.

Fly Table

2016 Price List

Pricing effective 03/21/16



L e l a n d

2016 FLY TABLE PRICE LIST

FLY TABLE: TABLE OF CONTENTS FLY2

FLY TABLE SPECIFICATION INFORMATION FLY3

FLY TABLE SPECIFICATION EXAMPLE FLY4

FLY TABLE: TEXTURED PAINT FLY5

FLY TABLE: HPL FLY5

FLY TABLE: WOOD VENEER FLY6

TABLE MODEL

DESCRIPTION	CODE
Fly Table	FLY

TOP SELECTION

RECTANGLE		ROUND	
DESCRIPTION	CODE	DESCRIPTION	CODE
30x60	3060	30D	30D
36x72	3672	36D	36D
42x84	4284	42D	42D
		48D	48D

LEFT HAND 'L'		OVAL	
DESCRIPTION	CODE	DESCRIPTION	CODE
40x55	4055L	30x60	30600
46x63	4663L	36x72	36720
52x72	5272L	42x84	42840
		48x96	48960

RIGHT HAND 'L'	
DESCRIPTION	CODE
40x55	4055R
46x63	4663R
52x72	5272R

VISUAL REFERENCE:



Left and right hand designations are as seated.

TOP FINISH

TEXTURED PAINT		HPL (HIGH PRESSURE LAMINATE)	
DESCRIPTION	CODE	DESCRIPTION	CODE
White	WT	White	WL
Black	BT	Black	BL
Grey	GT	Grey	GL

WOOD VENEER	
DESCRIPTION	CODE
Rift Cut Oak	O
Walnut	W

LEG SELECTION

DESCRIPTION	CODE
Powder coat Legs	P
Polished Aluminum Legs	PA

LEG FINISH (WHEN APPLICABLE)

DESCRIPTION	CODE
White Textured Powder coat	WT
Black Textured Powder coat	BT
Grey Textured Powder coat	GT
*Please Note: Leg finish specification is required ONLY for Powder coat (P) legs	

EDGE TYPE

STANDARD EDGE:

1.25" MDF



GLIDE TYPE

DESCRIPTION	CODE
Black Rubber Glide	S

SPECIFICATIONS REQUIRED TO CREATE THE PRODUCT CODE

- Table Model
- Top Selection
- Top Finish
- Leg Selection
- Leg Finish
- Glide Selection



TABLE MODEL

Fly Table (FLY)

TOP SELECTION

36 Diameter Round (36D)

TOP FINISH

White Textured Paint (WT)

LEG SELECTION

Powder coat (P)





LEG FINISH





White Textured Paint (WT)

GLIDE SELECTION





Standard Glide (S)



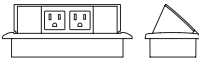
TEXTURED PAINT TOP			TOP SHAPE	TOP SIZE	POWDER COAT LEGS	POLISHED ALUMINUM LEGS
H 29.5	Top Shape		Rectangle	30x60	\$1483	1577
				36x72	\$1693	1787
				42x84	\$1942	2036
			L - Table	40x55	\$1590	1684
				46x63	\$1775	1869
				52x72	\$1999	2093
			Round	30D	\$1245	1339
				36D	\$1349	1443
				42D	\$1474	1568
			Oval	48D	\$1617	1711
				30x60	\$1537	1631
				36x72	\$1768	1862
				42x84	\$2041	2135
				48x96	\$2165	2259

HPL TOP (HIGH PRESSURE LAMINATE)			TOP SHAPE	TOP SIZE	POWDER COAT LEGS	POLISHED ALUMINUM LEGS
H 29.5	Top Shape		Rectangle	30x60	\$1535	1629
				36x72	\$1766	1860
				42x84	\$2039	2133
			L - Table	40x55	\$1652	1746
				46x63	\$1856	1950
				52x72	\$2102	2196
			Round	30D	\$1273	1367
				36D	\$1388	1482
				42D	\$1525	1619
			Oval	48D	\$1682	1776
				30x60	\$1594	1688
				36x72	\$1848	1942
				42x84	\$2148	2242
				48x96	\$2284	2378

TO SPECIFY: Please refer to pages 3–4 for complete specifying information.
Specify all products by their product code.

WOOD VENEER TOP			TOP SHAPE	TOP SIZE	POWDER COAT LEGS	POLISHED ALUMINUM LEGS
H 29.5	Top Shape		Rectangle	30x60	\$1607	1701
				36x72	\$1882	1976
				42x84	\$2208	2302
			L - Table	40x55	\$1746	1840
				46x63	\$1989	2083
				52x72	\$2283	2377
			Round	30D	\$1309	1403
				36D	\$1446	1540
				42D	\$1610	1704
				48D	\$1881	2036
			Oval	30x60	\$1674	1768
				36x72	\$1976	2070
				42x84	\$2334	2428
				48x96	\$2509	2603

TO SPECIFY: Please refer to pages 3–4 for complete specifying information.
Specify all products by their product code.



POWER - FLIP TOP GROMMET

LIST PRICE

2- 110v, 1 USB

\$ 1061



GANGING

LIST PRICE

Link tops frontally or on the side

\$ 1061



TEXTILE CABLE TRAY

LIST PRICE

\$ 1061

CABLE DUCT

LIST PRICE

\$ 1061

TO SPECIFY: Please refer to pages 3–4 for complete specifying information.
Specify all products by their product code.



FRONT DIVIDER PANEL	LIST PRICE
47.25W	\$ 1061



SIDE DIVIDER PANEL	LIST PRICE
23.5W	\$ 1061



COURTESY PANEL	LIST PRICE
47.25W	\$ 1061

TO SPECIFY: Please refer to pages 3–4 for complete specifying information.
Specify all products by their product code.

Hammok

2016 Price List

Pricing effective 03/21/16



2016 HAMMOK PRICE LIST

HAMMOK: TABLE OF CONTENTS	HS2
HAMMOK SPECIFICATION INFORMATION.....	HS3
HAMMOK SPECIFICATION EXAMPLE	HS4
HAMMOK STACKING SIDE CHAIR.....	HS5
HAMMOK SIDE CHAIR, UPHOLSTERED ONLAY.....	HS5
HAMMOK STACKING ARM CHAIR	HS6
HAMMOK ARM CHAIR, UPHOLSTERED ONLAY	HS6
HAMMOK GUEST CHAIR	HS7
HAMMOK GUEST CHAIR, UPHOLSTERED ONLAY	HS7
HAMMOK CANTILEVER CHAIR	HS8
HAMMOK CANTILEVER CHAIR, UPHOLSTERED ONLAY	HS8
HAMMOK TRANSPORT/STACKING DOLLY.....	HS9

CHAIR MODEL

DESCRIPTION	CODE
Hammok stacking side chair	HSS
Hammok side chair, upholstered onlay	HSU
Hammok arm chair	HA
Hammok arm chair, upholstered onlay	HAU
Hammok guest chair	HG
Hammok guest chair, upholstered onlay	HGU
Hammok cantilever chair	HC
Hammok cantilever chair, upholstered onlay	HCU

SHELL AND ARM CAP FINISH

LELAND COLOURS I & II (Click to view)

CUSTOM Specify Custom (01)

*Please note that Hammok is NOT AVAILABLE in the following finishes:

Natural Walnut (08), Natural (11), Natural White Oak (12)

Cantilever arm cap is only offered in black molded ABS

FRAME FINISH

DESCRIPTION	CODE
Black	B
Chardonnay	CD
Cool Grey	CG
Java	JV
Matte Black	MB
Slate	S
Sterling	ST
Warm Grey	WG
White	W
Brushed Stainless Steel (Cantilever only)	BSS

UPHOLSTERED ONLAY SELECTION

Please refer to Leland Textile Program which features textiles and leathers from the following partners:

Brentano
Camira
Carnegie
CF Stinson
Green Hides
Maharam
Unika Vaev

The complete grade list can be found at lelandinternational.com/textile-partners or you can specify COM/COL. Due to the design of this product, it is recommended that all non pre-approved textile be tested for compatibility.

GLIDE TYPE

STANDARD:

DESCRIPTION	CODE
Poly	S
Nylon (Cantilever only)	S

OPTIONAL:

DESCRIPTION	CODE
Felt (Not available on Cantilever)	F

FREIGHT NOTE

Due to the size and nature of Hammok chairs, the Freight Program does not apply to this product. Please contact Customer Experience for a quote.

SPECIFICATIONS REQUIRED TO CREATE THE PRODUCT CODE

- Model
- Shell Finish
- Frame Finish
- Upholstered Onlay Selection (when applicable)
- Arm Cap Finish (when applicable)
- Glide Type

H	G	U	2	7	W	J	2	7	S
MODEL			SHELL FINISH		FRAME FINISH	UPHOLSTERED ONLAY SELECTION (WHEN APPLICABLE)	ARM CAP FINISH (WHEN APPLICABLE)		GLIDE TYPE

MODEL

Hammok Guest Chair,
upholstered onlay (HGU)

SHELL FINISH

White Wash (27)

FRAME FINISH

White (W)

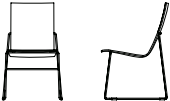
UPHOLSTERED ONLAY SELECTION

When applicable, enter
upholstery grade, COM or COL.
Grade J (J)

ARM CAP FINISH

White Wash (27)






HAMMOK STACKING
SIDE CHAIR

	MODEL	LIST PRICE
W 21 D 24.5 H 34.5 SH 17	HSS	\$557

Optional Glides: Add \$6.00 net per chair for a set of four (4).

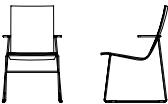


HAMMOK SIDE CHAIR

	MODEL	LIST PRICE/GRADE	COM/COL	A	B	C	D	E	F	G	H	I	J	K	L
upholstered onlay W 21 D 24.5 H 34.5 SH 17.5	HSU	\$738		792	819	846	873	900	927	954	981	1008	1035	1062	1089


Please note arm chair with upholstered onlay does not stack.
Optional Glides: Add \$6.00 net per chair for a set of four (4).
COM Yardage: 1 or 2 chairs: 1.25 yards; 3 or 4 chairs: 2.5 yards
Contact Leland Customer Experience for yardage requirements on textiles with repeats.
For COL requirements please contact Leland Customer Experience.

TO SPECIFY: Please refer to pages 3–4 for complete specifying information.
Specify all products by their product code.



HAMMOK ARM CHAIR	MODEL	LIST PRICE
W 20.5 D 24.5 H 34.5 SH 17 AH 24	HA	\$714

Optional Glides: Add \$6.00 net per chair for a set of four (4).

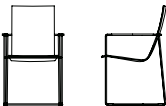


HAMMOK ARM CHAIR	MODEL	LIST PRICE/GRADE	COM/COL	A	B	C	D	E	F	G	H	I	J	K	L
upholstered onlay	HAU		\$855	909	936	963	990	1017	1044	1071	1098	1125	1152	1179	1206

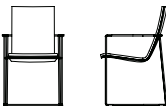
W 20.5 D 24.5 H 34.5 SH 17.5 AH 24

Please note arm chair with upholstered onlay does not stack.
Optional Glides: Add \$6.00 net per chair for a set of four (4).
COM Yardage: 1 or 2 chairs: 1.25 yards; 3 or 4 chairs: 2.5 yards
Contact Leland Customer Experience for yardage requirements on textiles with repeats.
For COL requirements please contact Leland Customer Experience.

TO SPECIFY: Please refer to pages 3–4 for complete specifying information.
Specify all products by their product code.

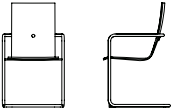


HAMMOK GUEST CHAIR	MODEL	LIST PRICE
W 22 D 24 H 35 SH 17.5 AH 25.5	HG	\$718
Optional Glides: Add \$6.00 net per chair for a set of four (4).		

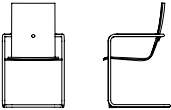


HAMMOK GUEST CHAIR						MODEL	LIST PRICE/GRADE	COM/COL	A	B	C	D	E	F	G	H	I	J	K	L
upholstered onlay						HGU		\$936	990	1017	1044	1071	1098	1125	1152	1179	1206	1233	1260	1287
W 22 D 24 H 35 SH 18 AH 25.5						Optional Glides: Add \$6.00 net per chair for a set of four (4).														
						COM Yardage: 1 or 2 chairs: 1.25 yards; 3 or 4 chairs: 2.5 yards														
						Contact Leland Customer Experience for yardage requirements on textiles with repeats.														
						For COL requirements please contact Leland Customer Experience.														

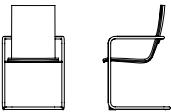
TO SPECIFY: Please refer to pages 3–4 for complete specifying information.
Specify all products by their product code.



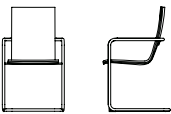
HAMMOK CANTILEVER CHAIR	MODEL	LIST PRICE
powder coat frame	HC-__	\$774
W 22 D 22 H 34.5 SH 17.75 AH 25.875		



HAMMOK CANTILEVER CHAIR	MODEL	LIST PRICE
brushed stainless steel frame	HC-BSS	\$931
W 22 D 22 H 34.5 SH 17.75 AH 25.875		

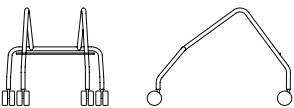


HAMMOK CANTILEVER CHAIR	MODEL	LIST PRICE/GRADE	COM/COL	A	B	C	D	E	F	G	H	I	J	K	L
powder coat frame, upholstered onlay	HCU-__		\$836	890	917	944	971	998	1025	1052	1079	1106	1133	1160	1187
W 22 D 22 H 34.5 SH 18.25 AH 25.875		COM Yardage: 1 or 2 chairs: 1.25 yards; 3 or 4 chairs: 2.5 yards Contact Leland Customer Experience for yardage requirements on textiles with repeats. For COL requirements please contact Leland Customer Experience.													



HAMMOK CANTILEVER CHAIR	MODEL	LIST PRICE/GRADE	COM/COL	A	B	C	D	E	F	G	H	I	J	K	L
brushed stainless steel frame, upholstered onlay	HCU-BSS		\$1096	1150	1177	1204	1231	1258	1285	1312	1339	1366	1393	1420	1447
W 22 D 22 H 34.5 SH 18.25 AH 25.875		COM Yardage: 1 or 2 chairs: 1.25 yards; 3 or 4 chairs: 2.5 yards Contact Leland Customer Experience for yardage requirements on textiles with repeats. For COL requirements please contact Leland Customer Experience.													

TO SPECIFY: Please refer to pages 3–4 for complete specifying information.
Specify all products by their product code.



HAMMOK TRANSPORT/ STACKING DOLLY			MODEL	LIST PRICE
W 26	D 39	H 26 (EMPTY)	HSD	\$725
W 26	D 39	H 68 (WITH 20 HSS)	Hammok Transport/Stacking Dolly handles up to 20 Hammok stacking side chairs.	

TO SPECIFY: Please refer to pages 3–4 for complete specifying information.
Specify all products by their product code.



HiFi Seating

2016 Price List

Pricing effective 03/21/16



L e l a n d

2016 HIFI SEATING PRICE LIST

HIFI LOUNGE CHAIR: TABLE OF CONTENTS	HFS2
HIFI LOUNGE CHAIR SPECIFICATION INFORMATION	HFS3
HIFI LOUNGE CHAIR SPECIFICATION EXAMPLE	HFS4
HIFI LOUNGE CHAIR, EXPOSED FACE	HFS5
HIFI LOUNGE CHAIR, EXPOSED FACE, UPHOLSTERED ONLAY, BASIC STITCHING	HFS6
HIFI LOUNGE CHAIR, EXPOSED FACE, UPHOLSTERED ONLAY, PREMIUM STITCHING	HFS7
HIFI LOUNGE CHAIR, FULLY UPHOLSTERED, BASIC STITCHING	HFS8
HIFI LOUNGE CHAIR, FULLY UPHOLSTERED, PREMIUM STITCHING	HFS9
HIFI LOUNGE CHAIR AUXILIARY OPTIONS	HFS10
HIFI OTTOMAN SPECIFICATION INFORMATION	HFS11
HIFI OTTOMAN SPECIFICATION EXAMPLE	HFS12
HIFI OTTOMAN	HFS13
HIFI OTTOMAN AUXILIARY OPTIONS	HFS14
HIFI SETTEE SPECIFICATION INFORMATION	HFS15
HIFI SETTEE SPECIFICATION EXAMPLE	HFS16
HIFI SETTEE, BASIC STITCHING	HFS17
HIFI SETTEE, PREMIUM STITCHING	HFS18
HIFI SETTEE AUXILIARY OPTIONS	HFS19
HIFI BENCH SPECIFICATION INFORMATION	HFS20
HIFI BENCH SPECIFICATION EXAMPLE	HFS22
HIFI VENEER BENCH	HFS23
HIFI UPHOLSTERED BENCH	HFS24
HIFI BENCH AUXILIARY OPTIONS	HFS25

HIFI LOUNGE CHAIR SPECIFICATION INFORMATION

MODEL

LOW BACK	CODE
Low back, armless	HFL
Low back, with arms	HFLA

HIGH BACK

High back, armless	HFLH
High back, with arms	HFLHA

SHELL OPTION

DESCRIPTION	CODE
Exposed Face	EX
Exposed Face with Upholstered Onlay	ON
Fully Upholstered	FU

SHELL VENEER

DESCRIPTION	CODE
Maple	MP
Ash	AH

FAUX EXOTICS

Walnut	WL
Ceylon Rosewood	CR
Wenge	WG
Macassar Ebony	ME
Cultured Mahogany	CM
Teak	TK
Zebrawood	ZW
FSC Ebony	EB

SHELL FINISH

MAPLE SHELL:

LELAND COLOURS I & II (Click to view)

CUSTOM Specify Custom (01)

*Please note that HiFi is NOT AVAILABLE in the following finishes:

Natural Walnut (08), Natural Beech (09), Natural White Oak (12)

ASH SHELL:

OPAQUE PAINT FINISHES (Click to view)

FAUX EXOTIC SHELL:

DESCRIPTION	CODE
Clear	03

FRAME FINISH

DESCRIPTION	CODE
Black	B
Chardonnay	CD
Cool Grey	CG
Java	JV
Matte Black	MB
Slate	S
Sterling	ST
Warm Grey	WG
White	W

UPHOLSTERY SELECTION

Please refer to Leland Textile Program which features textiles and leathers from the following partners:

Brentano	Camira
Carnegie	CF Stinson
Green Hides	Maharam
Unika Vaev	

The complete grade list can be found at lelandinternational.com/textile-partners, or you can specify COM/COL. Due to the design of this product, it is recommended that all non pre-approved textile be tested for compatibility. Untested COM or COL textiles will not be accepted.

STITCHING DETAIL

DESCRIPTION	CODE
Basic (Recommended for patterned textiles)	B
Premium	P

ARM UPHOLSTERY

DESCRIPTION	CODE
Matching Upholstery	M
Black Vinyl: Maharam, Ledger, Obsidian	B
White Vinyl: Maharam, Ledger, Stark	W

AUXILIARY OPTIONS

DESCRIPTION	CODE
HiFi Poly Glides (1 set of four glides)	P
HiFi Felt Glides (1 set of four glides)	F

FREIGHT NOTE

Due to the size and nature of the HiFi product line, the Freight Program does not apply to this product. Please contact Customer Experience for a quote.

SPECIFICATIONS REQUIRED TO CREATE THE PRODUCT CODE

HIFI LOUNGE CHAIR

- Model
- Shell Option
- Shell Veneer (when applicable)
- Shell Finish (when applicable)
- Frame Finish
- Upholstery Selection (when applicable)
- Stitching Detail (when applicable)
- Arm Upholstery (when applicable)
- Auxiliary Options (when applicable)

H	F	L	H	A	-	O	N	-	W	L	-	0	3	-	C	D	-	H	-	P	-	M	-	-
MODEL					SHELL OPTION		SHELL VENEER (WHEN APPLICABLE)		SHELL FINISH (WHEN APPLICABLE)		FRAME FINISH		UPHOLSTERY SELECTION (WHEN APPLICABLE)		STITCH- ING DE- TAIL (WHEN APPLICABLE)		ARM UPHOL- STERY (WHEN APPLICABLE)		AUXILIARY OPTIONS (WHEN APPLICABLE)					
MODEL																								

MODEL

HiFi Lounge Chair, High back
with arms (HFLHA)

SHELL OPTION

Enter Shell Option Code.
Exposed Face with
Upholstered Onlay (ON)

SHELL VENEER

Enter Shell Veneer Code. Walnut (WL)

SHELL FINISH

Enter Shell Finish Code. Clear (03)

FRAME FINISH

Chardonnay (CD)

UPHOLSTERY SELECTION

Enter upholstery grade, COM or COL.
Grade H (H)

STITCHING DETAIL

Premium (P)

ARM UPHOLSTERY

Matching Upholstery (M)

AUXILIARY OPTIONS


When applicable, enter auxiliary
option code.





**HIFI LOUNGE CHAIR,
EXPOSED FACE**

	MODEL		LIST PRICE
low back, armless W 25.25 D 31 H 37 SH 15.5	HFLH-EX	Maple	\$1304
		Ash	\$1377
		Faux Exotic	\$1444



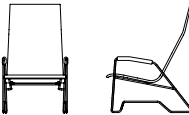
**HIFI LOUNGE CHAIR,
EXPOSED FACE**

	MODEL		LIST PRICE
high back, armless W 25.25 D 31 H 48.5 SH 15.5	HFLH-EX	Maple	\$1413
		Ash	\$1492
		Faux Exotic	\$1564



**HIFI LOUNGE CHAIR,
EXPOSED FACE**

	MODEL		LIST PRICE
low back, with arms W 26 D 31 H 37 SH 15.5 AH 20.5	HFLLA-EX	Maple	\$1537
		Ash	\$1628
		Faux Exotic	\$1686




**HIFI LOUNGE CHAIR,
EXPOSED FACE**

	MODEL		LIST PRICE
high back, with arms W 26 D 31 H 48.5 SH 15.5 AH 20.5	HFLHA-EX	Maple	\$1666
		Ash	\$1765
		Faux Exotic	\$1828

TO SPECIFY: Please refer to pages 3–5 for complete specifying information.
Specify all products by their product code.


**HIFI LOUNGE CHAIR, EXPOSED FACE,
UPHOLSTERED ONLAY,
STANDARD STITCHING**

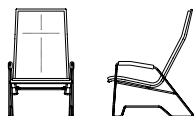
	MODEL	LIST PRICE/GRADE	COM/COL	A	B	C	D	E	F	G	H	I	J	K	L
low back, armless W 25.25 D 31 H 37 SH 15.5	HFL-ON	Maple	\$1791	1929	1998	2067	2136	2205	2274	2343	2412	2481	2550	2619	2688
		Ash	\$1900	2038	2107	2176	2245	2314	2383	2452	2521	2590	2659	2728	2797
		Faux Exotic	\$1946	2084	2153	2222	2291	2360	2429	2498	2567	2636	2705	2774	2843
		COM Yardage: 1.25 yards Contact Leland Customer Experience for requirements on textiles with repeats. For COL requirements please contact Leland Customer Experience.													


**HIFI LOUNGE CHAIR, EXPOSED FACE,
UPHOLSTERED ONLAY,
STANDARD STITCHING**

	MODEL	LIST PRICE/GRADE	COM/COL	A	B	C	D	E	F	G	H	I	J	K	L
high back, armless W 25.25 D 31 H 48.5 SH 15.5	HFLH-ON	Maple	\$1945	2116	2202	2288	2374	2460	2546	2632	2718	2804	2890	2976	3062
		Ash	\$2062	2233	2319	2405	2491	2577	2663	2749	2835	2921	3007	3093	3179
		Faux Exotic	\$2112	2283	2369	2455	2541	2627	2713	2799	2885	2971	3057	3143	3229
		COM Yardage: 1.5 yards Contact Leland Customer Experience for requirements on textiles with repeats. For COL requirements please contact Leland Customer Experience.													


**HIFI LOUNGE CHAIR, EXPOSED FACE,
UPHOLSTERED ONLAY,
STANDARD STITCHING**

	MODEL	LIST PRICE/GRADE	COM/COL	A	B	C	D	E	F	G	H	I	J	K	L
low back, with arms W 26 D 31 H 37 SH 15.5 AH 20.5	HFLA-ON	Maple	\$1947	2133	2226	2319	2412	2505	2598	2691	2784	2877	2970	3063	3156
		Ash	\$2064	2250	2343	2436	2529	2622	2715	2808	2901	2994	3087	3180	3273
		Faux Exotic	\$2102	2288	2381	2474	2567	2660	2753	2846	2939	3032	3125	3218	3311
		COM Yardage: 1.25 yards Contact Leland Customer Experience for requirements on textiles with repeats. For COL requirements please contact Leland Customer Experience.													



**HIFI LOUNGE CHAIR, EXPOSED FACE,
UPHOLSTERED ONLAY,
STANDARD STITCHING**

	MODEL	LIST PRICE/GRADE	COM/COL	A	B	C	D	E	F	G	H	I	J	K	L
high back, with arms W 26 D 31 H 48.5 SH 15.5 AH 20.5	HFLHA-ON	Maple	\$2113	2326	2433	2540	2647	2754	2861	2968	3075	3182	3289	3396	3503
		Ash	\$2240	2453	2560	2667	2774	2881	2988	3095	3202	3309	3416	3523	3630
		Faux Exotic	\$2281	2494	2601	2708	2815	2922	3029	3136	3243	3350	3457	3564	3671
		COM Yardage: 1.5 yards Contact Leland Customer Experience for requirements on textiles with repeats. For COL requirements please contact Leland Customer Experience.													

TO SPECIFY: Please refer to pages 3–5 for complete specifying information.
Specify all products by their product code.


**HIFI LOUNGE CHAIR, EXPOSED FACE,
UPHOLSTERED ONLAY,
PREMIUM STITCHING**


	MODEL	LIST PRICE/GRADE	COM/COL	A	B	C	D	E	F	G	H	I	J	K	L
low back, armless W 25.25 D 31 H 37 SH 15.5	HFL-ON	Maple	\$1823	1966	2038	2110	2182	2254	2326	2398	2470	2542	2614	2686	2758
		Ash	\$1932	2075	2147	2219	2291	2363	2435	2507	2579	2651	2723	2795	2867
		Faux Exotic	\$1978	2121	2193	2265	2337	2409	2481	2553	2625	2697	2769	2841	2913
		COM Yardage: 1.25 yards Contact Leland Customer Experience for requirements on textiles with repeats. For COL requirements please contact Leland Customer Experience.													


**HIFI LOUNGE CHAIR, EXPOSED FACE,
UPHOLSTERED ONLAY,
PREMIUM STITCHING**

	MODEL	LIST PRICE/GRADE	COM/COL	A	B	C	D	E	F	G	H	I	J	K	L
high back, armless W 25.25 D 31 H 48.5 SH 15.5	HFLH-ON	Maple	\$1977	2153	2241	2329	2417	2505	2593	2681	2769	2857	2945	3033	3121
		Ash	\$2094	2270	2358	2446	2534	2622	2710	2798	2886	2974	3062	3150	3238
		Faux Exotic	\$2144	2320	2408	2496	2584	2672	2760	2848	2936	3024	3112	3200	3288
		COM Yardage: 1.5 yards Contact Leland Customer Experience for requirements on textiles with repeats. For COL requirements please contact Leland Customer Experience.													


**HIFI LOUNGE CHAIR, EXPOSED FACE,
UPHOLSTERED ONLAY,
PREMIUM STITCHING**

	MODEL	LIST PRICE/GRADE	COM/COL	A	B	C	D	E	F	G	H	I	J	K	L
low back, with arms W 26 D 31 H 37 SH 15.5 AH 20.5	HFLLA-ON	Maple	\$1979	2170	2266	2362	2458	2554	2650	2746	2842	2938	3034	3130	3226
		Ash	\$2096	2287	2383	2479	2575	2671	2767	2863	2959	3055	3151	3247	3343
		Faux Exotic	\$2134	2325	2421	2517	2613	2709	2805	2901	2997	3093	3189	3285	3381
		COM Yardage: 1.25 yards Contact Leland Customer Experience for requirements on textiles with repeats. For COL requirements please contact Leland Customer Experience.													


**HIFI LOUNGE CHAIR, EXPOSED FACE,
UPHOLSTERED ONLAY,
PREMIUM STITCHING**

	MODEL	LIST PRICE/GRADE	COM/COL	A	B	C	D	E	F	G	H	I	J	K	L
high back, with arms W 26 D 31 H 48.5 SH 15.5 AH 20.5	HFLHA-ON	Maple	\$2145	2358	2465	2572	2679	2786	2893	3000	3107	3214	3321	3428	3535
		Ash	\$2272	2485	2592	2699	2806	2913	3020	3127	3234	3341	3448	3555	3662
		Faux Exotic	\$2313	2526	2633	2740	2847	2954	3061	3168	3275	3382	3489	3596	3703
		COM Yardage: 1.5 yards Contact Leland Customer Experience for requirements on textiles with repeats. For COL requirements please contact Leland Customer Experience.													

TO SPECIFY: Please refer to pages 3–5 for complete specifying information.
Specify all products by their product code.


HIFI LOUNGE CHAIR, FULLY UPHOLSTERED, STANDARD STITCHING

	MODEL	LIST PRICE/GRADE	COM/COL	A	B	C	D	E	F	G	H	I	J	K	L
low back, armless	HFLF-FU		\$1904	2166	2297	2428	2559	2690	2821	2952	3083	3214	3345	3476	3607

W 25.25 D 31 H 37 SH 15.5

COM Yardage: 2.5 yards

Contact Leland Customer Experience for yardage requirements on textiles with repeats.

For COL requirements please contact Leland Customer Experience.


HIFI LOUNGE CHAIR, FULLY UPHOLSTERED, STANDARD STITCHING

	MODEL	LIST PRICE/GRADE	COM/COL	A	B	C	D	E	F	G	H	I	J	K	L
high back, armless	HFLH-FU		\$1966	2285	2445	2605	2765	2925	3085	3245	3405	3565	3725	3885	4045

W 26 D 31 H 48.5 SH 15.5

COM Yardage: 3 yards

Contact Leland Customer Experience for yardage requirements on textiles with repeats.

For COL requirements please contact Leland Customer Experience.


HIFI LOUNGE CHAIR, FULLY UPHOLSTERED, STANDARD STITCHING

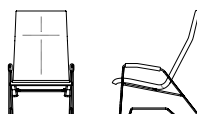
	MODEL	LIST PRICE/GRADE	COM/COL	A	B	C	D	E	F	G	H	I	J	K	L
low back, with arms	HFLA-FU		\$2058	2372	2529	2686	2843	3000	3157	3314	3471	3628	3785	3942	4099

W 26 D 31 H 37 SH 15.5 AH 20.5

COM Yardage: 2.5 yards

Contact Leland Customer Experience for yardage requirements on textiles with repeats.

For COL requirements please contact Leland Customer Experience.


HIFI LOUNGE CHAIR, FULLY UPHOLSTERED, STANDARD STITCHING

	MODEL	LIST PRICE/GRADE	COM/COL	A	B	C	D	E	F	G	H	I	J	K	L
high back, with arms	HFLHA-FU		\$2136	2493	2672	2851	3030	3209	3388	3567	3746	3925	4104	4283	4462


W 26 D 31 H 48.5 SH 15.5 AH 20.5

COM Yardage: 3 yards

Contact Leland Customer Experience for yardage requirements on textiles with repeats.

For COL requirements please contact Leland Customer Experience.

TO SPECIFY: Please refer to pages 3–5 for complete specifying information.
Specify all products by their product code.


HIFI LOUNGE CHAIR, FULLY UPHOLSTERED, PREMIUM STITCHING

	MODEL	LIST PRICE/GRADE	COM/COL	A	B	C	D	E	F	G	H	I	J	K	L
low back, armless	HFLH-FU		\$1968	2233	2366	2499	2632	2765	2898	3031	3164	3297	3430	3563	3696
W 25.25 D 31 H 37 SH 15.5															

COM Yardage: 2.5 yards

Contact Leland Customer Experience for yardage requirements on textiles with repeats.

For COL requirements please contact Leland Customer Experience.


HIFI LOUNGE CHAIR, FULLY UPHOLSTERED, PREMIUM STITCHING

	MODEL	LIST PRICE/GRADE	COM/COL	A	B	C	D	E	F	G	H	I	J	K	L
high back, armless	HFLH-FU		\$2030	2349	2509	2669	2829	2989	3149	3309	3469	3629	3789	3949	4109
W 26 D 31 H 48.5 SH 15.5															

COM Yardage: 3 yards

Contact Leland Customer Experience for yardage requirements on textiles with repeats.

For COL requirements please contact Leland Customer Experience.



HIFI LOUNGE CHAIR, FULLY UPHOLSTERED, PREMIUM STITCHING

	MODEL	LIST PRICE/GRADE	COM/COL	A	B	C	D	E	F	G	H	I	J	K	L
low back, with arms	HFLLA-FU		\$2121	2435	2592	2749	2906	3063	3220	3377	3534	3691	3848	4005	4162
W 26 D 31 H 37 SH 15.5 AH 20.5															

COM Yardage: 2.5 yards

Contact Leland Customer Experience for yardage requirements on textiles with repeats.

For COL requirements please contact Leland Customer Experience.


HIFI LOUNGE CHAIR, FULLY UPHOLSTERED, PREMIUM STITCHING

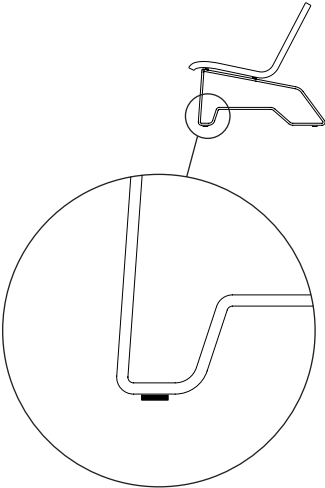
	MODEL	LIST PRICE/GRADE	COM/COL	A	B	C	D	E	F	G	H	I	J	K	L
high back, with arms	HFLHA-FU		\$2200	2559	2739	2919	3099	3279	3459	3639	3819	3999	4179	4359	4539
W 26 D 31 H 48.5 SH 15.5 AH 20.5															

COM Yardage: 3 yards

Contact Leland Customer Experience for yardage requirements on textiles with repeats.

For COL requirements please contact Leland Customer Experience.

TO SPECIFY: Please refer to pages 3–5 for complete specifying information.
Specify all products by their product code.



HIFI LOUNGE CHAIR GLIDES	MODEL	NET PRICE
1 set of poly glides	P	\$6
1 set of felt glides	F	\$6

HiFi Glides must be specified at the time of ordering.
Glides cannot be added later in the field.

TO SPECIFY: Please refer to pages 3–5 for complete specifying information.
Specify all products by their product code.

MODEL

DESCRIPTION	CODE
HiFi ottoman	HFO

FRAME FINISH: POWDER COAT

DESCRIPTION	CODE
Black	B
Chardonnay	CD
Cool Grey	CG
Java	JV
Matte Black	MB
Slate	S
Sterling	ST
Warm Grey	WG
White	W

UPHOLSTERY SELECTION

Please refer to Leland Textile Program which features textiles and leathers from the following partners:

Brentano
Camira
Carnegie
CF Stinson
Green Hides
Maharam
Unika Vaev

The complete grade list can be found at lelandinternational.com/textile-partners, or you can specify COM/COL. Due to the design of this product, it is recommended that all non pre-approved textile be tested for compatibility. Untested COM or COL textiles will not be accepted.

AUXILIARY OPTIONS

DESCRIPTION	CODE
HiFi Poly Glides (1 set of four glides)	P
HiFi Felt Glides (1 set of four glides)	F

FREIGHT NOTE

Due to the size and nature of the HiFi product line, the Freight Program does not apply to this product. Please contact Customer Experience for a quote.

SPECIFICATIONS REQUIRED TO CREATE THE PRODUCT CODE

HIFI OTTOMAN

- Model
- Frame Finish
- Upholstery Selection
- Auxiliary Options



MODEL

HiFi Ottoman (HFO)

FRAME FINISH

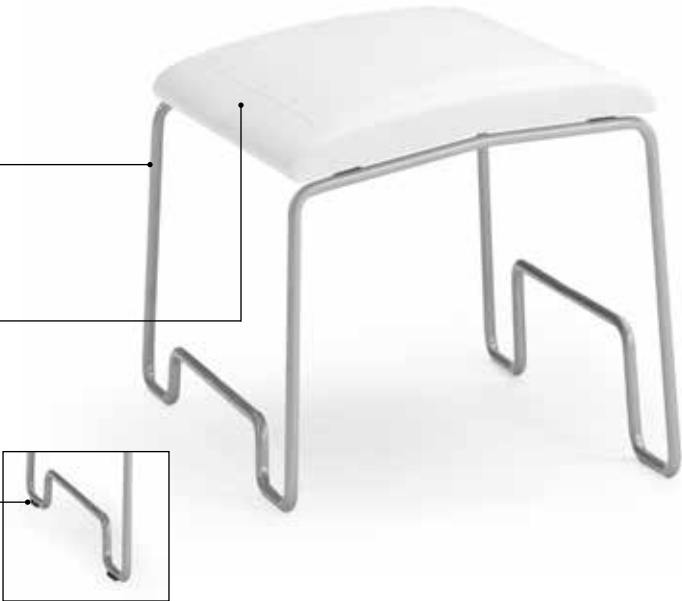
White (W)

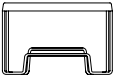
UPHOLSTERY SELECTION

Grade J (J)

AUXILIARY OPTIONS

When applicable, enter auxiliary option code.

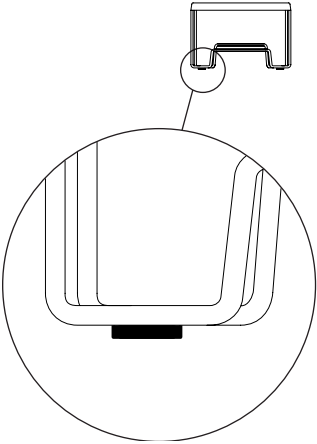




HIFI OTTOMAN			MODEL	LIST PRICE/GRADE	COM/COL	A	B	C	D	E	F	G	H	I	J	K	L
W 25.75	D 15	H 15	HFO		\$711	764	791	818	845	872	899	926	953	980	1007	1034	1061

COM Yardage:.5 yard
Contact Leland Customer Experience for requirements on textiles with repeats.
For COL requirements please contact Leland Customer Experience.

TO SPECIFY: Please refer to pages 12–13 for complete specifying information.
Specify all products by their product code.



HIFI OTTOMAN GLIDES	MODEL	NET PRICE
1 set of poly glides	P	\$6
1 set of felt glides	F	\$6

HiFi Glides must be specified at the time of ordering.
Glides cannot be added later in the field

TO SPECIFY: Please refer to pages 12–13 for complete specifying information.
Specify all products by their product code.

MODEL

DESCRIPTION	CODE
Low back, armless	HFSL
Low back, with arms	HFSLA
High back, armless	HFSH
High back, with arms	HFSHA

FRAME FINISH: POWDER COAT

DESCRIPTION	CODE
Black	B
Chardonnay	CD
Cool Grey	CG
Java	JV
Matte Black	MB
Slate	S
Sterling	ST
Warm Grey	WG
White	W

UPHOLSTERY SELECTION

Please refer to Leland Textile Program which features textiles and leathers from the following partners:

- Brentano
- Camira
- Carnegie
- CF Stinson
- Green Hides
- Maharam
- Unika Vaev

The complete grade list can be found at lelandinternational.com/textile-partners or you can specify COM/COL. Due to the design of this product, it is recommended that all non pre-approved textile be tested for compatibility. Untested COM or COL textiles will not be accepted.

STITCHING DETAIL

DESCRIPTION	CODE
Standard	S
Premium	P

ARM UPHOLSTERY

DESCRIPTION	CODE
Matching Upholstery	M
Black Vinyl: Maharam, Ledger, Obsidian	B
White Vinyl: Maharam, Ledger, Stark	W

AUXILIARY OPTIONS

DESCRIPTION	CODE
HiFi Poly Glides (1 set of four glides)	P
HiFi Felt Glides (1 set of four glides)	F

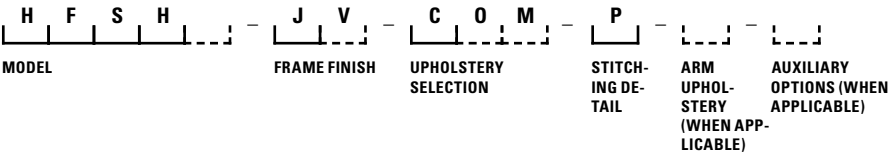
FREIGHT NOTE

Due to the size and nature of the HiFi product line, the Freight Program does not apply to this product. Please contact Customer Experience for a quote.

SPECIFICATIONS REQUIRED TO CREATE THE PRODUCT CODE

HIFI SETTEE

- Model
- Frame Finish
- Upholstery Selection
- Stitching Detail
- Arm Upholstery (when applicable)
- Auxiliary Options (when applicable)



MODEL

HiFi Settee, High back without arms (HFSH)

FRAME FINISH

Java (JV)

UPHOLSTERY SELECTION

Customer's Own Material (COM)

STITCHING DETAIL

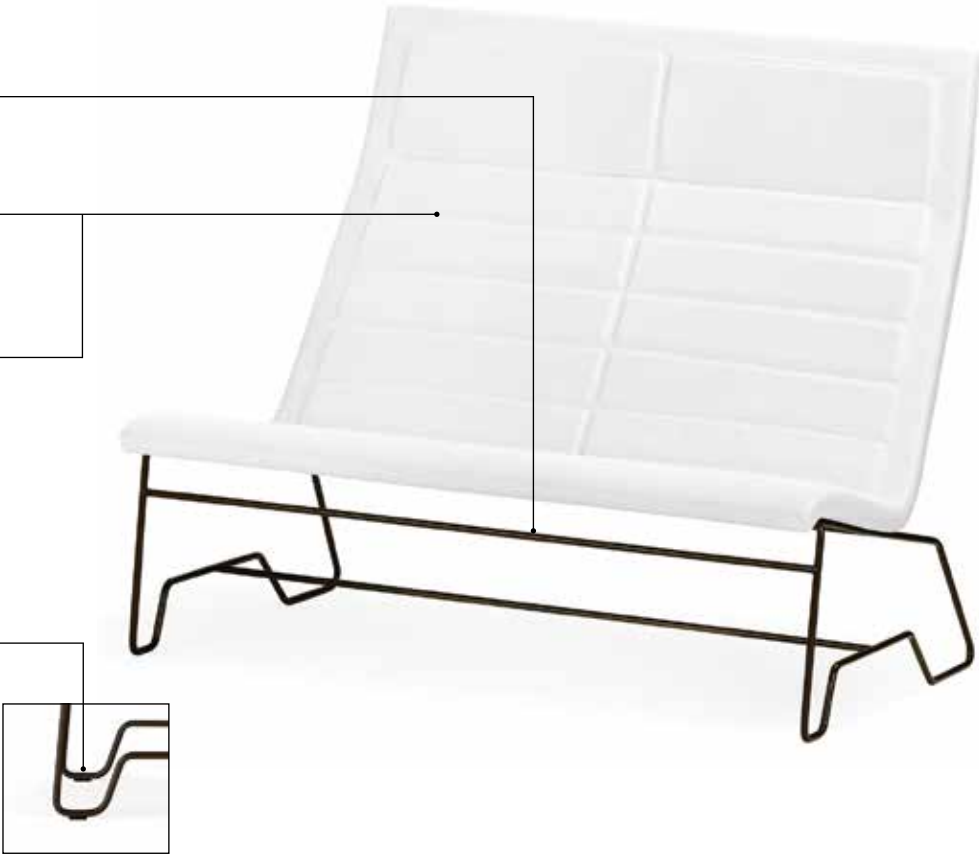
Premium (P)

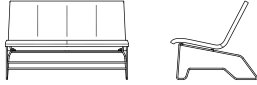
ARM UPHOLSTERY

When applicable, enter arm upholstery code.

AUXILIARY OPTIONS

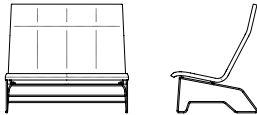
When applicable, enter auxiliary option code.




**HIFI SETTEE,
STANDARD STITCHING**

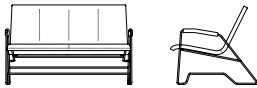
	MODEL	LIST PRICE/GRADE	COM/COL	A	B	C	D	E	F	G	H	I	J	K	L
low back, armless	HFSL		\$2533	2896	3078	3260	3442	3624	3806	3988	4170	4352	4534	4716	4898
COM Yardage: 3.5 yards															
Contact Leland Customer Experience for yardage requirements on textiles with repeats.															
For COL requirements please contact Leland Customer Experience.															

W 48 D 31 H 37 SH 15.5


**HIFI SETTEE,
STANDARD STITCHING**

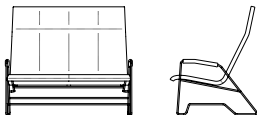
	MODEL	LIST PRICE/GRADE	COM/COL	A	B	C	D	E	F	G	H	I	J	K	L
high back, armless	HFSH		\$2686	3095	3300	3505	3710	3915	4120	4325	4530	4735	4940	5145	5350
COM Yardage: 4.5 yards															
Contact Leland Customer Experience for yardage requirements on textiles with repeats.															
For COL requirements please contact Leland Customer Experience.															

W 48 D 31 H 48.5 SH 15.5


**HIFI SETTEE,
STANDARD STITCHING**

	MODEL	LIST PRICE/GRADE	COM/COL	A	B	C	D	E	F	G	H	I	J	K	L
low back, with arms	HFSLA		\$2629	3051	3262	3473	3895	3895	4106	4317	4528	4739	4950	5161	5372
COM Yardage: 3.5 yards															
Contact Leland Customer Experience for yardage requirements on textiles with repeats.															
For COL requirements please contact Leland Customer Experience.															

W 49 D 31 H 37 SH 15.5 AH 20.5


**HIFI SETTEE,
STANDARD STITCHING**

	MODEL	LIST PRICE/GRADE	COM/COL	A	B	C	D	E	F	G	H	I	J	K	L
high back, with arms	HFSHA		\$2783	3255	3491	3727	3963	4199	4435	4671	4907	5143	5379	5615	5851
COM Yardage: 4.5 yards															
Contact Leland Customer Experience for yardage requirements on textiles with repeats.															
For COL requirements please contact Leland Customer Experience.															


W 49 D 31 H 48.5 SH 15.5 AH 20.5

TO SPECIFY: Please refer to pages 16–17 for complete specifying information.
Specify all products by their product code.


**HIFI SETTEE,
PREMIUM STITCHING**

	MODEL	LIST PRICE/GRADE	COM/COL	A	B	C	D	E	F	G	H	I	J	K	L
low back, armless	HFSL		\$2628	2996	3180	3364	3548	3732	3916	4100	4284	4468	4652	4836	5020
COM Yardage: 3.5 yards															
Contact Leland Customer Experience for yardage requirements on textiles with repeats.															
For COL requirements please contact Leland Customer Experience.															

W 48 D 31 H 37 SH 15.5


**HIFI SETTEE,
PREMIUM STITCHING**

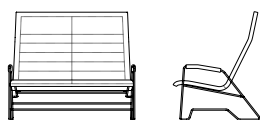
	MODEL	LIST PRICE/GRADE	COM/COL	A	B	C	D	E	F	G	H	I	J	K	L
high back, armless	HFSH		\$2782	3193	3399	3605	3811	4017	4223	4429	4635	4841	5047	5253	5459
COM Yardage: 4.5 yards															
Contact Leland Customer Experience for yardage requirements on textiles with repeats.															
For COL requirements please contact Leland Customer Experience.															

W 48 D 31 H 48.5 SH 15.5


**HIFI SETTEE,
PREMIUM STITCHING**

	MODEL	LIST PRICE/GRADE	COM/COL	A	B	C	D	E	F	G	H	I	J	K	L
low back, with arms	HFSLA		\$2725	3151	3364	3577	3790	4003	4216	4429	4642	4855	5068	5281	5494
COM Yardage: 3.5 yards															
Contact Leland Customer Experience for yardage requirements on textiles with repeats.															
For COL requirements please contact Leland Customer Experience.															

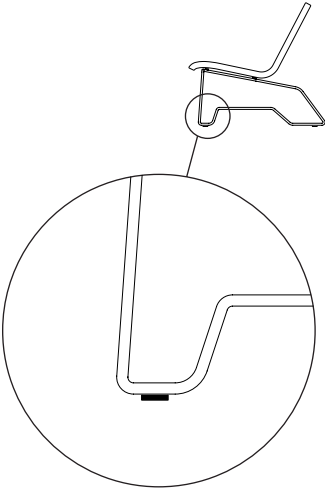
W 49 D 31 H 37 SH 15.5 AH 20.5


**HIFI SETTEE,
PREMIUM STITCHING**

	MODEL	LIST PRICE/GRADE	COM/COL	A	B	C	D	E	F	G	H	I	J	K	L
high back, with arms	HFSHA		\$2879	3354	3592	3830	4068	4306	4544	4782	5020	5258	5496	5734	5972
COM Yardage: 4.5 yards															
Contact Leland Customer Experience for yardage requirements on textiles with repeats.															
For COL requirements please contact Leland Customer Experience.															

W 49 D 31 H 48.5 SH 15.5 AH 20.5

TO SPECIFY: Please refer to pages 16–17 for complete specifying information.
Specify all products by their product code.



HIFI SETTEE GLIDES	MODEL	NET PRICE
1 set of poly glides	P	\$6
1 set of felt glides	F	\$6

HiFi Glides must be specified at the time of ordering.
Glides cannot be added later in the field.

TO SPECIFY: Please refer to pages 16–17 for complete specifying information.
Specify all products by their product code.

BENCH MODEL

DESCRIPTION	CODE
HiFi veneer bench	HFBV
HiFi upholstered bench	HFBU

BENCH LENGTH

DESCRIPTION	CODE
24"	24
36"	36
48"	48
60"	60
72"	72

SEAT VENEER

DESCRIPTION	CODE
Maple	MP
Ash	AH
FAUX EXOTICS	
Walnut	WL
Ceylon Rosewood	CR
Wenge	WG
Maccasar Ebony	ME
Cultured Mahogany	CM
Teak	TK
Zebrawood	ZW
FSC Ebony	EB

SEAT FINISH

MAPLE:

LELAND COLOURS I (Click to view)

LELAND COLOURS II (Click to view)

CUSTOM Specify Custom (01)

*Please note that HiFi is NOT AVAILABLE in the following finishes:
Natural Walnut (08), Natural Beech (09), Natural White Oak (12)

ASH (OPAQUE PAINT FINISHES):

DESCRIPTION	CODE
Black	BK
White	WH
Grey	GY
Red	RD
Yellow	YL
Blue	BL

ON FAUX EXOTICS:

DESCRIPTION	CODE
Clear	03

BASE FINISH: POWDER COAT

DESCRIPTION	CODE
Black	B
Chardonnay	CD
Cool Grey	CG
Java	JV
Matte Black	MB
Slate	S
Sterling	ST
Warm Grey	WG
White	W

UPHOLSTERY SELECTION

Please refer to Leland Textile Program which features textiles and leathers from the following partners:

Brentano
Camira
Carnegie
CF Stinson
Green Hides
Maharam
Unika Vaev

The complete grade list can be found at lelandinternational.com/textile-partners, or you can specify COM/COL. Due to the design of this product, it is recommended that all non pre-approved textile be tested for compatibility. Untested COM or COL textiles will not be accepted.

AUXILIARY OPTIONS

DESCRIPTION	CODE
HiFi Poly Glides (1 set of glides)	P
HiFi Felt Glides (1 set of glides)	F

FREIGHT NOTE

Due to the size and nature of the HiFi product line, the Freight Program does not apply to this product. Please contact Customer Experience for a quote.

SPECIFICATIONS REQUIRED TO CREATE THE PRODUCT CODE

HIFI BENCH

- Model
- Length
- Seat Veneer (when applicable)
- Veneer Finish (when applicable)
- Base Finish
- Upholstery Selection (when applicable)
- Auxiliary Options (when applicable)



MODEL

HiFi Upholstered Bench (HFBU)

LENGTH

36" (36)

SEAT VENEER

When applicable, enter Seat Veneer code

VENEER FINISH

When applicable, enter Veneer Finish code

BASE FINISH

Sterling (ST)

UPHOLSTERY SELECTION

Enter upholstery grade, COM or COL. Grade F (F)



AUXILIARY OPTIONS

When applicable, enter auxiliary option code.





HIFI VENEER BENCH	MODEL		LIST PRICE
24" long	HFBV-24	Maple	\$971
W 24 D 21.5 SH 15.25		Ash	\$989
		Faux Exotic	\$1062



HIFI VENEER BENCH	MODEL		LIST PRICE
36" long	HFBV-36	Maple	\$1185
W 36 D 21.5 SH 15.25		Ash	\$1166
		Faux Exotic	\$1247



HIFI VENEER BENCH	MODEL		LIST PRICE
48" long	HFBV-48	Maple	\$1399
W 48 D 21.5 SH 15.25		Ash	\$1342
		Faux Exotic	\$1431



HIFI VENEER BENCH	MODEL		LIST PRICE
60" long	HFBV-60	Maple	\$1613
W 60 D 21.5 SH 15.25		Ash	\$1519
		Faux Exotic	\$1616



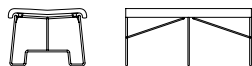
HIFI VENEER BENCH	MODEL		LIST PRICE
72" long	HFBV-72	Maple	\$1828
W 72 D 21.5 SH 15.25		Ash	\$1695
		Faux Exotic	\$1800

TO SPECIFY: Please refer to pages 21–23 for complete specifying information.
Specify all products by their product code.



HIFI UPHOLSTERED BENCH	MODEL	LIST PRICE/GRADE	COM/COL	A	B	C	D	E	F	G	H	I	J	K	L
24" long, upholstered seat W 24 D 21.5 SH 16.25	HFBU-24		\$919	1049	1114	1179	1244	1309	1374	1439	1504	1569	1634	1699	1764

COM Yardage: 1 yard
Contact Leland Customer Experience for yardage requirements on textiles with repeats.
For COL requirements please contact Leland Customer Experience.



HIFI UPHOLSTERED BENCH	MODEL	LIST PRICE/GRADE	COM/COL	A	B	C	D	E	F	G	H	I	J	K	L
36" long, upholstered seat W 36 D 21.5 SH 16.25	HFBU-36		\$1137	1293	1371	1449	1449	1605	1683	1761	1839	1917	1995	2073	2151

COM Yardage: 1 yard
Contact Leland Customer Experience for yardage requirements on textiles with repeats.
For COL requirements please contact Leland Customer Experience.



HIFI UPHOLSTERED BENCH	MODEL	LIST PRICE/GRADE	COM/COL	A	B	C	D	E	F	G	H	I	J	K	L
48" long, upholstered seat W 48 D 21.5 SH 16.25	HFBU-48		\$1355	1537	1628	1719	1810	1901	1992	2083	2174	2265	2356	2447	2538

COM Yardage: 1 yard
Contact Leland Customer Experience for yardage requirements on textiles with repeats.
For COL requirements please contact Leland Customer Experience.



HIFI UPHOLSTERED BENCH	MODEL	LIST PRICE/GRADE	COM/COL	A	B	C	D	E	F	G	H	I	J	K	L
60" long, upholstered seat W 60 D 21.5 SH 16.25	HFBU-60		\$1573	1781	1885	1989	2093	2197	2301	2405	2509	2613	2717	2821	2925

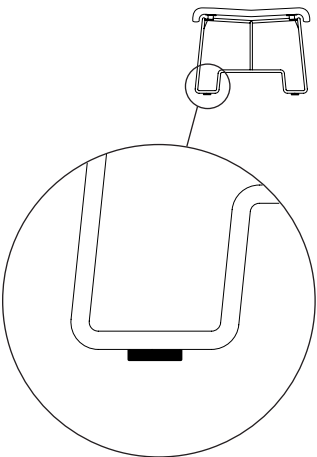
COM Yardage: 2 yards
Contact Leland Customer Experience for yardage requirements on textiles with repeats.
For COL requirements please contact Leland Customer Experience.



HIFI UPHOLSTERED BENCH	MODEL	LIST PRICE/GRADE	COM/COL	A	B	C	D	E	F	G	H	I	J	K	L
72" long, upholstered seat W 72 D 21.5 SH 16.25	HFBU-72		\$1791	2028	2147	2266	2385	2504	2623	2742	2861	2980	3099	3218	3337

COM Yardage: 2 yards
Contact Leland Customer Experience for yardage requirements on textiles with repeats.
For COL requirements please contact Leland Customer Experience..

TO SPECIFY: Please refer to pages 21–23 for complete specifying information.
Specify all products by their product code.



HIFI BENCH GLIDES FOR 24" LONG BENCH	MODEL	NET PRICE
1 set of poly glides	P	\$6
1 set of felt glides	F	\$6

HiFi Glides must be specified at the time of ordering.
Glides cannot be added later in the field.

HIFI BENCH GLIDES FOR 36" – 72" LONG BENCHES	MODEL	NET PRICE
1 set of poly glides	P	\$10
1 set of felt glides	F	\$10

HiFi Glides must be specified at the time of ordering.
Glides cannot be added later in the field.

TO SPECIFY: Please refer to pages 21–23 for complete specifying information.
Specify all products by their product code.

HiFi Tables

2016 Price List

Pricing effective 03/21/16



2016 HIFI TABLES PRICE LIST

HIFI TABLES: TABLE OF CONTENTS..... HFT2

HIFI TABLES SPECIFICATION INFORMATION HFT3

HIFI TABLES SPECIFICATION EXAMPLE..... HFT4

HIFI ROUND TABLE HFT5

HIFI SQUARE TABLE HFT6

HIFI RECTANGLE TABLE..... HFT7

HIFI OVAL TABLE HFT8

HIFI TABLE AUXILIARY OPTIONS HFT9

HIFI TABLE SPECIFICATION INFORMATION

TABLE MODEL

DESCRIPTION	CODE
HiFi table	HFT

TOP SHAPE

DESCRIPTION	CODE
Round	RD
Square	SQ
Rectangle	RT
Oval	OV

TABLE HEIGHT

DESCRIPTION	CODE
17" High	17H
22" High	22H

TOP SIZE

ROUND	CODE	SQUARE	CODE	RECTANGLE	CODE
17 DIA	17D	18x18	1818	39x24	3924
20.5 DIA	205D	24x24	2424	54x30	5430
28.75 DIA	2875D	30x30	3030		
37 DIA	37D	36x36	3636	OVAL	CODE
45.5 DIA	455D	42x42	4242	44x24	4424
54 DIA	54D			60x34	6034

LEG FINISH

DESCRIPTION	CODE
Black	B
Chardonnay	CD
Cool Grey	CG
Java	JV
Matte Black	M
Slate	S
Sterling	ST
Warm Grey	WG
White	W

TOP SURFACE

DESCRIPTION	CODE
Veneer	V
Solid Surface	S
Laminate	L

Veneer table edges are 1" flat plywood.

VENEER SELECTION

DESCRIPTION	CODE
Maple	MP
Ash	AH
FAUX EXOTICS	
Walnut	WL
Ceylon Rosewood	CR
Wenge	WG
Maccasar Ebony	ME
Cultured Mahogany	CM
Teak	TK
Zebrawood	ZW
FSC Ebony	EB

SOLID SURFACE SELECTION

DESCRIPTION	CODE
Corian® Grade A	CO
Wilsonart® Grade A	WA
3 Form® Call for price	3F

TOP SURFACE FINISH OR COLOR

MAPLE TOP:

LELAND COLOURS I & II (Click to view)

CUSTOM Specify Custom (01)

*Please note that HiFi is NOT AVAILABLE in the following finishes:

Natural Walnut (08), Natural Beech (09), Natural White Oak (12)

ASH TOP:

OPAQUE FINISHES (Click to view)

FAUX EXOTIC TOP:

DESCRIPTION	CODE
Clear	03

Please note that the product is only available in the Natural Finishes listed above.

LAMINATE TOP:

DESCRIPTION	CODE
Black	B
White	W

AUXILIARY OPTIONS

DESCRIPTION	CODE
HiFi Poly Glides (1 set of glides)	P
HiFi Felt Glides (1 set of glides)	F

FREIGHT NOTE

Due to the size and nature of the HiFi product line, the Freight Program does not apply to this product. Please contact Customer Experience for a quote.

SPECIFICATIONS REQUIRED TO CREATE THE PRODUCT CODE

Model

Shape

Table Height

Top Size

Leg Finish

Top Surface

Veneer Selection (when applicable)

Solid Surface Selection (when applicable)

Top Surface Finish or Color

Auxiliary Options (when applicable)

H

F

T

R

D

1

7

H

1

7

D

W

V

M

E

0

3

MODEL

SHAPE

TABLE HEIGHT

TOP SIZE

LEG FINISH

TOP SURFACE

VENEER SELECTION (WHEN APPLICABLE)

SOLID SURFACE SELECTION (WHEN APPLICABLE)

TOP SURFACE FINISH OR COLOR

AUXILIARY OPTIONS (WHEN APPLICABLE)

MODEL

HiFi Table (HFT)

SHAPE

Round (RD)

TABLE HEIGHT

17" (17H)

TABLE SIZE

17 DIA (17D)

LEG FINISH

White (W)

TOP SURFACE

Veneer (V)

VENEER SELECTION

Macassar Ebony (ME)

SOLID SURFACE SELECTION

When applicable, enter Solid Surface code

TOP SURFACE FINISH OR COLOR

Clear (03)

AUXILIARY OPTIONS

When applicable, enter auxiliary option code.




HIFI ROUND TABLE 17"

	MODEL	TOP SIZE/ CODE	LIST PRICE/ TOP TYPE:	LAMINATE	MAPLE	ASH	FAUX EXOTIC	WILSON- ART® SOLID SURFACE	CORIAN® SOLID SURFACE	3FORM® SOLID SURFACE
H 17	HFT-RD-17H	17 DIA - 17D		\$659	733	843	894	1254	1680	N/A
Round		20.5 DIA - 205D		\$801	889	1023	1042	1435	1861	N/A
17 DIA 20.5 DIA		28.75 DIA - 2875D		\$836	929	1068	1119	1719	2237	N/A
28.75 DIA										


HIFI ROUND TABLE 22"

	MODEL	TOP SIZE/ CODE	LIST PRICE/ TOP TYPE:	LAMINATE	MAPLE	ASH	FAUX EXOTIC	WILSON- ART® SOLID SURFACE	CORIAN® SOLID SURFACE	3FORM® SOLID SURFACE
H 22	HFT-RD-22H	17 DIA - 17D		\$755	839	950	1000	1360	1786	N/A
Round		20.5 DIA - 205D		\$897	996	1130	1148	1541	1967	N/A
17 DIA 20.5 DIA		28.75 DIA - 2875D		\$932	1035	1175	1226	1825	2343	N/A
28.75 DIA										


HIFI ROUND TABLE 17"

	MODEL	TOP SIZE/ CODE	LIST PRICE/ TOP TYPE:	LAMINATE	MAPLE	ASH	FAUX EXOTIC	WILSON- ART® SOLID SURFACE	CORIAN® SOLID SURFACE	3FORM® SOLID SURFACE
H 17	HFT-RD-17H	37 DIA - 37D		\$1386	1539	1770	2149	2489	3128	N/A
Round		45.5 DIA - 455D		\$1558	1732	1992	2672	3124	3915	N/A
37 DIA 45.5 DIA		54 DIA - 54D		\$1932	2147	2470	2715	3787	4425	N/A
54 DIA										



HIFI ROUND TABLE 22"

	MODEL	TOP SIZE/ CODE	LIST PRICE/ TOP TYPE:	LAMINATE	MAPLE	ASH	FAUX EXOTIC	WILSON- ART® SOLID SURFACE	CORIAN® SOLID SURFACE	3FORM® SOLID SURFACE
H 22	HFT-RD-22H	37 DIA - 37D		\$1481	1645	1877	2256	2595	3234	N/A
Round		45.5 DIA - 455D		\$1654	1838	2098	2779	3230	4021	N/A
37 DIA 45.5 DIA		54 DIA - 54D		\$2028	2254	2576	2821	3894	4532	N/A
54 DIA										

TO SPECIFY: Please refer to pages 3–5 for complete specifying information.
Specify all products by their product code.


HIFI SQUARE TABLE 17"

H 17

 Square
18 x 18 24 x 24
30 x 30 36 x 36
42 x 42

MODEL


HFT-SQ-17H

**TOP SIZE/
CODE**
**LIST PRICE/
TOP TYPE:**
LAMINATE
MAPLE
ASH
**FAUX
EXOTIC**
**WILSON-
ART®
SOLID
SURFACE**
**CORIAN®
SOLID
SURFACE**
**3FORM®
SOLID
SURFACE**

18x18 - 1818	\$916	1017	1170	1154	1285	1713	N/A
24x24 - 2424	\$1009	1120	1289	1299	1641	2113	N/A
30x30 - 3030	\$1101	1224	1408	1444	1952	2500	N/A
36x36 - 3636	\$1367	1520	1749	1823	2256	2864	N/A
42x42 - 4242	\$1690	1878	2160	2272	2722	3453	N/A


HIFI SQUARE TABLE 22"

H 22

 Square
18 x 18 24 x 24
30 x 30 36 x 36
42 x 42

MODEL

HFT-SQ-22H

**TOP SIZE/
CODE**
**LIST PRICE/
TOP TYPE:**
LAMINATE
MAPLE
ASH
**FAUX
EXOTIC**
**WILSON-
ART®
SOLID
SURFACE**
**CORIAN®
SOLID
SURFACE**
**3FORM®
SOLID
SURFACE**

18x18 - 1818	\$1012	1124	1277	1261	1392	1819	N/A
24x24 - 2424	\$1104	1227	1395	1406	1748	2219	N/A
30x30 - 3030	\$1197	1330	1514	1551	2059	2606	N/A
36x36 - 3636	\$1463	1626	1855	1930	2362	2970	N/A
42x42 - 4242	\$1786	1984	2266	2378	2829	3559	N/A

TO SPECIFY: Please refer to pages 3–5 for complete specifying information.
Specify all products by their product code.


HIFI RECTANGLE TABLE 17"

H 17

MODEL

HFT-RT-17H

**TOP SIZE/
CODE**
**LIST PRICE/
TOP TYPE:**
LAMINATE
MAPLE
ASH
**FAUX
EXOTIC**
**WILSON-
ART®
SOLID
SURFACE**
**CORIAN®
SOLID
SURFACE**
**3FORM®
SOLID
SURFACE**

39x24 - 3924

\$1620

1800

2070

2115

2168

2747

N/A

54x30 - 5430

\$2191

2435

2800

2872

2943

3316

N/A

Rectangle

39 x 24

54 x 30


HIFI RECTANGLE TABLE 22"

H 22

MODEL

HFT-RT-22H

**TOP SIZE/
CODE**
**LIST PRICE/
TOP TYPE:**
LAMINATE
MAPLE
ASH
**FAUX
EXOTIC**
**WILSON-
ART®
SOLID
SURFACE**
**CORIAN®
SOLID
SURFACE**
**3FORM®
SOLID
SURFACE**

39x24 - 3924

\$1716

1906

2177

2222

2275

2853

N/A

54x30 - 5430

\$2287

2541

2906

2979

3049

3423

N/A

Rectangle

39 x 24

54 x 30

TO SPECIFY: Please refer to pages 3–5 for complete specifying information.
Specify all products by their product code.


HIFI OVAL TABLE 17"

H 17

MODEL

HFT-OV-17H

**TOP SIZE/
CODE**

44x24 - 4424

**LIST PRICE/
TOP TYPE:**
LAMINATE
MAPLE
ASH
**FAUX
EXOTIC**
**WILSON-
ART®
SOLID
SURFACE**
**CORIAN®
SOLID
SURFACE**
**3FORM®
SOLID
SURFACE**

\$1689

1877

2159

2231

2393

3032

N/A

60x34 - 6034

\$2289

2543

2926

2987

3095

3886

N/A



Oval

44 x 24

60 x 34


HIFI OVAL TABLE 22"

H 22

MODEL

HFT-OV-22H

**TOP SIZE/
CODE**

44x24 - 4424

**LIST PRICE/
TOP TYPE:**
LAMINATE
MAPLE
ASH
**FAUX
EXOTIC**
**WILSON-
ART®
SOLID
SURFACE**
**CORIAN®
SOLID
SURFACE**
**3FORM®
SOLID
SURFACE**

\$1785

1983

2265

2338

2500

3139

N/A

60x34 - 6034

\$2385

2650

3032

3094

3201

3993

N/A

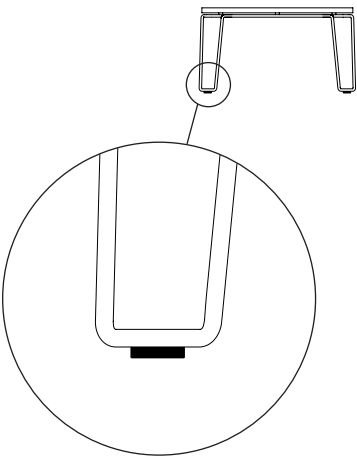


Oval

44 x 24

60 x 34

TO SPECIFY: Please refer to pages 3–5 for complete specifying information.
Specify all products by their product code.



HIFI TABLE GLIDES	MODEL	NET PRICE
1 set of poly glides	P	\$6
1 set of felt glides	F	\$6

HiFi Glides must be specified at the time of ordering.
Glides cannot be added later in the field.

TO SPECIFY: Please refer to pages 3–5 for complete specifying information.
Specify all products by their product code.



Leah Table

2016 Price List

Pricing effective 03/21/16

2016 LEAH TABLE PRICE LIST

LEAH TABLE: TABLE OF CONTENTS.....	LT2
LEAH TABLE VISUAL REFERENCE.....	LT3
LEAH TABLE SPECIFICATION INFORMATION.....	LT4
LEAH TABLE SPECIFICATION EXAMPLE.....	LT5
LEAH RIPPLE TABLE.....	LT6
LEAH POND TABLE.....	LT7
LEAH PUDDLE TABLE.....	LT8

LEAH TABLE VISUAL REFERENCE


TABLE MODEL		TABLE TOP SIZES	BASE	PAGE
Ripple (LTRP)		18x18	Powder Coat	Page LT6
		22x22		
		24x24		
		30x30		

TABLE MODEL		TABLE TOP SIZES	BASE	PAGE
Pond (LTPN)		22.5x15	Powder Coat	Page LT7
		45x30		


TABLE MODEL		TABLE TOP SIZES	BASE	PAGE
Puddle (LTPL)		22.5x15	Powder Coat	Page LT8
		45x30		



TABLE MODEL		TABLE TOP SIZES	BASE	PAGE
Soft Square (LTSS)		18x18	Powder Coat	Page LT9
		24x24		
		30x30		

TABLE MODEL		TABLE TOP SIZES	BASE	PAGE
Round (LTRD)		18 Round	Powder Coat	Page LT10
		24 Round		
		30 Round		

LEAH TABLE SPECIFICATION INFORMATION

MODEL

DESCRIPTION	CODE
Ripple	LTRP
Pond	LTPN
Puddle	LTPL
Soft Square	LTSS
Round	LTRD

BASE HEIGHT

DESCRIPTION	CODE
14"	14H
18"	18H
22"	22H
28" (Available with 18x18 Ripple, 18x18 Soft Square, and 18D and 24D Round Tops only)	28H

TOP SIZE

RIPPLE:		POND/PUDDLE:	
DESCRIPTION	CODE	DESCRIPTION	CODE
18x18	1818	22.5x15	2315
22x22	2222	45x30	4530
24x24	2424		
30x30	3030		
SOFT SQUARE:		ROUND:	
DESCRIPTION	CODE	DESCRIPTION	CODE
18x18	1818	18D	18D
24x24	2424	24D	24D
30x30	3030	30D	30D

BASE FINISH

DESCRIPTION	CODE	DESCRIPTION	CODE
White Textured	WT	Grey Textured	GT
Black Textured	BT		

GLIDE TYPE

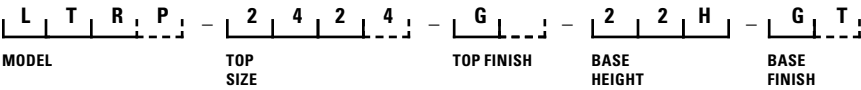
DESCRIPTION
Black HDPE Glide Plate

TOP FINISH

DESCRIPTION	CODE
LELAND COLOURS I (Click to view)	
LELAND COLOURS II (Click to view)	
Ash	A
Walnut	W
TEXTURED PAINT	
White	WT
Black	BT
Grey	GT
SOLID SURFACE	
DESCRIPTION	CODE
White Corian®	CW
Grey Corian®	CG
Black Corian®	CB
BACK PAINTED GLASS	
White	WG
Black	BG
Grey	GG

SPECIFICATIONS REQUIRED TO CREATE THE PRODUCT CODE

- Model
- Top Size
- Top Finish
- Base Height
- Base Finish



MODEL

Ripple (LTRP)

TOP SIZE

24x24 (2424)

TOP FINISH

Grey Corian® (G)

BASE HEIGHT

22" Base (22H)

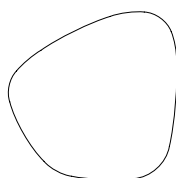
BASE FINISH

Grey Textured Powder coat (GT)

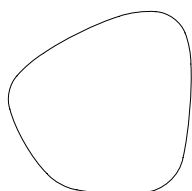


**18" RIPPLE,
POWDER COAT BASE**

	MODEL	TOP FINISH	TEXTURED PAINT	MAPLE	ASH	WALNUT	BACK PAINTED GLASS	SOLID SURFACE
18x18" Top	LTRP-1818	14" Base	\$766	841	841	883	1061	1061
		18" Base	\$772	848	848	890	1068	1068
		22" Base	\$779	855	855	897	1075	1075
		28" Base	\$788	865	865	997	1085	1085

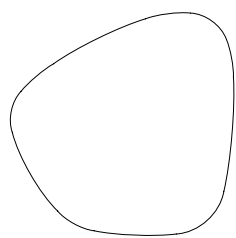
**22" RIPPLE,
POWDER COAT BASE**

	MODEL	TOP FINISH	TEXTURED PAINT	MAPLE	ASH	WALNUT	BACK PAINTED GLASS	SOLID SURFACE
22x22" Top	LTRP-2222	14" Base	\$840	922	922	973	1320	1320
		18" Base	\$846	929	929	980	1327	1327
		22" Base	\$852	936	936	987	1334	1334

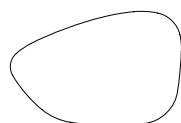
**24" RIPPLE,
POWDER COAT BASE**

	MODEL	TOP FINISH	TEXTURED PAINT	MAPLE	ASH	WALNUT	BACK PAINTED GLASS	SOLID SURFACE
24x24" Top	LTRP-2424	14" Base	\$909	998	998	1053	1415	1415
		18" Base	\$915	1005	1005	1060	1422	1422
		22" Base	\$921	1012	1012	1067	1429	1429

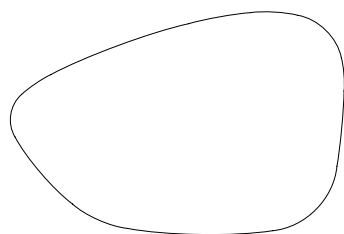
TO SPECIFY: Please refer to pages 4–5 for complete specifying information.
Specify all products by their product code.

**30" RIPPLE,
POWDER COAT BASE**

	MODEL	TOP FINISH	TEXTURED PAINT	MAPLE	ASH	WALNUT	BACK PAINTED GLASS	SOLID SURFACE
30x30" Top	LTRP-3030	14" Base	\$1022	1122	1122	1189	1835	1835
		18" Base	\$1028	1129	1129	1196	1842	1842
		22" Base	\$1034	1136	1136	1203	1849	1849

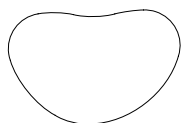
**22.5" POND,
POWDER COAT BASE**

	MODEL	TOP FINISH	TEXTURED PAINT	MAPLE	ASH	WALNUT	BACK PAINTED GLASS	SOLID SURFACE
22.5x15" Top	LTPN-2315	14" Base	\$849	932	932	984	1084	1084
		18" Base	\$855	939	939	991	1091	1091
		22" Base	\$861	946	946	998	1098	1098

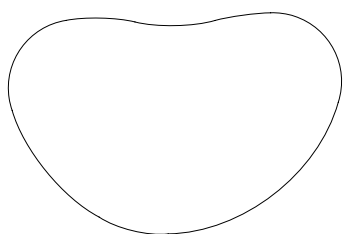
**45" POND,
POWDER COAT BASE**

	MODEL	TOP FINISH	TEXTURED PAINT	MAPLE	ASH	WALNUT	BACK PAINTED GLASS	SOLID SURFACE
45x30" Top	LTPN-4530	14" Base	\$1333	1464	1464	1551	2523	2523
		18" Base	\$1339	1471	1471	1558	2530	2530
		22" Base	\$1345	1478	1478	1565	2537	2537

TO SPECIFY: Please refer to pages 4–5 for complete specifying information.
Specify all products by their product code.


**22.5" PUDDLE,
POWDER COAT BASE**

	MODEL	TOP FINISH	TEXTURED PAINT	MAPLE	ASH	WALNUT	BACK PAINTED GLASS	SOLID SURFACE
22.5x15" Top	LTPL-2315	14" Base	\$849	932	932	984	1084	1084
		18" Base	\$855	939	939	991	1091	1091
		22" Base	\$861	946	946	998	1098	1098


**45" PUDDLE,
POWDER COAT BASE**

	MODEL	TOP FINISH	TEXTURED PAINT	MAPLE	ASH	WALNUT	BACK PAINTED GLASS	SOLID SURFACE
45x30" Top	LTPL-4530	14" Base	\$1333	1464	1464	1551	2523	2523
		18" Base	\$1339	1471	1471	1558	2530	2530
		22" Base	\$1345	1478	1478	1565	2537	2537


TO SPECIFY: Please refer to pages 4–5 for complete specifying information.
Specify all products by their product code.



18" SOFT SQUARE, POWDER COAT BASE	MODEL	TOP FINISH	TEXTURED PAINT	MAPLE	ASH	WALNUT	BACK PAINTED GLASS	SOLID SURFACE
18x18" Top	LTSS-1818	14" Base	\$843	925	925	971	1167	1167
		18" Base	\$849	933	933	979	1175	1175
		22" Base	\$857	941	941	987	1183	1183

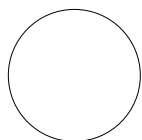


24" SOFT SQUARE, POWDER COAT BASE	MODEL	TOP FINISH	TEXTURED PAINT	MAPLE	ASH	WALNUT	BACK PAINTED GLASS	SOLID SURFACE
24x24" Top	LTSS-2424	14" Base	\$1000	1098	1098	1158	1557	1557
		18" Base	\$1007	1106	1106	1166	1564	1564
		22" Base	\$1013	1113	1113	1174	1572	1572




30" SOFT SQUARE, POWDER COAT BASE	MODEL	TOP FINISH	TEXTURED PAINT	MAPLE	ASH	WALNUT	BACK PAINTED GLASS	SOLID SURFACE
30x30" Top	LTSS-3030	14" Base	\$1124	1234	1234	1308	2019	2019
		18" Base	\$1131	1242	1242	1316	2026	2026
		22" Base	\$1137	1250	1250	1323	2034	2034


TO SPECIFY: Please refer to pages 4–5 for complete specifying information.
Specify all products by their product code.

**18" ROUND,
POWDER COAT BASE**

	MODEL	TOP FINISH	TEXTURED PAINT	MAPLE	ASH	WALNUT	BACK PAINTED GLASS	SOLID SURFACE
18" Round Top	LTRD-18D	14" Base	\$843	925	925	971	1167	1167
		18" Base	\$849	933	933	979	1175	1175
		22" Base	\$857	941	941	987	1183	1183

**24" ROUND,
POWDER COAT BASE**

	MODEL	TOP FINISH	TEXTURED PAINT	MAPLE	ASH	WALNUT	BACK PAINTED GLASS	SOLID SURFACE
24" Round Top	LTRD-24D	14" Base	\$1000	1098	1098	1158	1557	1557
		18" Base	\$1007	1106	1106	1166	1564	1564
		22" Base	\$1013	1113	1113	1174	1572	1572

**30" ROUND,
POWDER COAT BASE**

	MODEL	TOP FINISH	TEXTURED PAINT	MAPLE	ASH	WALNUT	BACK PAINTED GLASS	SOLID SURFACE
30" Round Top	LTRD-30D	14" Base	\$1124	1234	1234	1308	2019	2019
		18" Base	\$1131	1242	1242	1316	2026	2026
		22" Base	\$1137	1250	1250	1323	2034	2034

TO SPECIFY: Please refer to pages 4–5 for complete specifying information.
Specify all products by their product code.

M2 Chair

2016 Price List

Pricing effective 03/21/16



2016 M2 CHAIR PRICE LIST

M2 CHAIR: TABLE OF CONTENTS M2S2

M2 SPECIFICATION INFORMATION M2S3

M2 SPECIFICATION EXAMPLE M2S4

M2 SIDE CHAIR M2S5

M2 SIDE CHAIR, WALNUT M2S6

M2 STACKING SIDE CHAIR M2S7

M2 STACKING SIDE CHAIR, WALNUT M2S8

M2 COUNTER CHAIR M2S9

M2 COUNTER CHAIR, WALNUT M2S10

M2 STACKING COUNTER CHAIR M2S11

M2 STACKING COUNTER CHAIR, WALNUT M2S12

M2 BAR CHAIR M2S13

M2 BAR CHAIR, WALNUT M2S14

M2 STACKING BAR CHAIR M2S15

M2 STACKING BAR CHAIR, WALNUT M2S16

M2 CHAIR TRANSPORT/STACKING DOLLY M2S17

M2 CHAIR SPECIFICATION INFORMATION






CHAIR MODEL

DESCRIPTION	CODE
M2 side chair	M2S
M2 side chair, upholstered seat	M2SU
M2 stacking side chair	M2SS
M2 stacking side chair, upholstered seat	M2SSU
M2 counter chair	M2C
M2 counter chair, upholstered seat	M2CU
M2 stacking counter chair	M2CS
M2 stacking counter chair, upholstered seat	M2CSU
M2 bar chair	M2B
M2 bar chair, upholstered seat	M2BU
M2 stacking bar chair	M2BS
M2 stacking bar chair, upholstered seat	M2BSU

SHELL VENEER

DESCRIPTION	CODE
Standard	S
Walnut	W

SHELL CUT OUT

DESCRIPTION	CODE	DESCRIPTION	CODE
 Plain	1	 Square	7
 Circle	2	 Soft Square	9
 Rectangle	8		

SHELL FINISH

STANDARD SHELL:

LELAND COLOURS I & II (Click to view)

CUSTOM Specify Custom (01)

*Please note that M2 Standard Shell is NOT AVAILABLE in the following finishes:
Natural Walnut (08), Natural Beech (09), Natural White Oak (12)

WALNUT SHELL:

DESCRIPTION	CODE
Natural Walnut	08

TWO-TONE SHELL:

DESCRIPTION	CODE
Black/Natural	BKC
White/Natural	WHC
Red/Natural	RDC
Grey/Natural	GYC
Yellow/Natural	YLC
Blue/Natural	BLC

Two-Tone shell finish is not available on Walnut Veneer.

Please note that the product is only available in the Natural Finishes listed above.

FRAME FINISH: POWDER COAT AND CHROME

DESCRIPTION	CODE
Black	B
Chardonnay	CD
Cool Grey	CG
Java	JV
Matte Black	MB
Slate	S
Sterling	ST
Warm Grey	WG
White	W
Chrome	C

UPHOLSTERY SELECTION

Please refer to Leland Textile Program which features textiles and leathers from the following partners:

Brentano
Camira
Carnegie
CF Stinson
Green Hides
Maharam
Unika Vaev

The complete grade list can be found at lelandinternational.com/textile-partners or you can specify COM/COL.

GLIDE TYPE

STANDARD:

DESCRIPTION	CODE
Nylon	S

OPTIONAL:

Please note that optional glides raise the chair height .5 inch.

DESCRIPTION	CODE
Felt	FC
Floor Saver™ (for VCT type floors)	FS
Metal	M
Rubber	R

SPECIFICATIONS REQUIRED TO CREATE THE PRODUCT CODE

- Model
- Shell Veneer
- Cut Out
- Shell Finish
- Frame Finish
- Upholstery Selection (when applicable)
- Glide Type



MODEL

M2 Side Chair (M2S)

SHELL VENEER

Standard (S)

CUT OUT

Rectangle (8)

SHELL FINISH

Red/Natural (RDC)

FRAME FINISH

Chrome (C)

UPHOLSTERY SELECTION

When applicable, enter upholstery grade, COM or COL





M2 SIDE CHAIR	MODEL		LIST PRICE
standard shell W 22 D 21.5 H 32.25 SH 17.5	M2S-S	Black frame	\$407
		Powder Coat frame	\$430
		Chrome frame	\$466
		Optional Glides: Add \$6.00 net per chair for a set of four (4). Optional Glides raise chair height .5 inch.	



M2 SIDE CHAIR	MODEL	LIST PRICE/GRADE	COM/COL	A	B	C	D	E	F	G	H	I	J	K	L
standard shell, upholstered seat W 22 D 21.5 H 32.25 SH 18.5	M2SU-S	Black frame	\$466	503	522	541	560	579	598	617	636	655	674	693	712
		Powder Coat frame	\$489	526	545	564	583	602	621	640	659	678	697	716	735
		Chrome frame	\$524	561	580	599	618	637	656	675	694	713	732	751	770
		Optional Glides: Add \$6.00 net per chair for a set of four (4). Optional Glides raise chair height .5 inch. COM Yardage: 1 to 4 Seats: 1.5 yards Contact Leland Customer Experience for yardage requirements on textiles with repeats. For COL requirements please contact Leland Customer Experience.													

TO SPECIFY: Please refer to pages 3–5 for complete specifying information.
Specify all products by their product code.



M2 SIDE CHAIR	MODEL		LIST PRICE
walnut shell W 22 D 21.5 H 32.25 SH 17.5	M2S-W	Black frame	\$466
		Powder Coat frame	\$489
		Chrome frame	\$524
		Optional Glides: Add \$6.00 net per chair for a set of four (4). Optional Glides raise chair height .5 inch.	



M2 SIDE CHAIR	MODEL	LIST PRICE/GRADE	COM/COL	A	B	C	D	E	F	G	H	I	J	K	L
walnut shell, upholstered seat W 22 D 21.5 H 32.25 SH 18.5	M2SU-W	Black frame	\$524	561	580	599	618	637	656	675	694	713	732	751	770
		Powder Coat frame	\$548	585	604	623	642	661	680	699	718	737	756	775	794
		Chrome frame	\$584	621	640	659	678	697	716	735	754	773	792	811	830
		Optional Glides: Add \$6.00 net per chair for a set of four (4). Optional Glides raise chair height .5 inch. COM Yardage: 1 to 4 Seats: 1.5 yards Contact Leland Customer Experience for yardage requirements on textiles with repeats. For COL requirements please contact Leland Customer Experience..													

TO SPECIFY: Please refer to pages 3–5 for complete specifying information.
Specify all products by their product code.



M2 STACKING SIDE CHAIR	MODEL		LIST PRICE
standard shell W 22 D 21.5 H 32.25 SH 17.5	M2SS-S	Black frame	\$430
		Powder Coat frame	\$453
		Chrome frame	\$489
		Optional Glides: Add \$6.00 net per chair for a set of four (4). Optional Glides raise chair height .5 inch.	



M2 STACKING SIDE CHAIR	MODEL	LIST PRICE/GRADE	COM/COL	A	B	C	D	E	F	G	H	I	J	K	L
standard shell, upholstered seat W 22 D 21.5 H 32.25 SH 18.5	M2SSU-S	Black frame	\$489	526	545	564	583	602	621	640	659	678	697	716	735
		Powder Coat frame	\$513	550	569	588	607	626	645	664	683	702	721	740	759
		Chrome frame	\$548	585	604	623	642	661	680	699	718	737	756	775	794
		Optional Glides: Add \$6.00 net per chair for a set of four (4). Optional Glides raise chair height .5 inch. COM Yardage: 1 to 4 Seats: 1.5 yards Contact Leland Customer Experience for yardage requirements on textiles with repeats. For COL requirements please contact Leland Customer Experience.													

TO SPECIFY: Please refer to pages 3–5 for complete specifying information.
Specify all products by their product code.



M2 STACKING SIDE CHAIR	MODEL		LIST PRICE
walnut shell W 22 D 21.5 H 32.25 SH 17.5	M2SS-W	Black frame	\$489
		Powder Coat frame	\$513
		Chrome frame	\$548
		Optional Glides: Add \$6.00 net per chair for a set of four (4). Optional Glides raise chair height .5 inch.	



M2 STACKING SIDE CHAIR	MODEL	LIST PRICE/GRADE	COM/COL	A	B	C	D	E	F	G	H	I	J	K	L
walnut shell, upholstered seat W 22 D 21.5 H 32.25 SH 18.5	M2SSU-W	Black frame	\$548	585	604	623	642	661	680	699	718	737	756	775	794
		Powder Coat frame	\$572	609	628	647	666	685	704	723	742	761	780	799	818
		Chrome frame	\$608	645	664	683	702	721	740	759	778	797	816	835	854
		Optional Glides: Add \$6.00 net per chair for a set of four (4). Optional Glides raise chair height .5 inch. COM Yardage: 1 to 4 Seats: 1.5 yards Contact Leland Customer Experience for yardage requirements on textiles with repeats. For COL requirements please contact Leland Customer Experience.													

TO SPECIFY: Please refer to pages 3–5 for complete specifying information.
Specify all products by their product code.



M2 COUNTER CHAIR	MODEL		LIST PRICE
standard shell W 21.5 D 21 H 34.25 SH 24.5	M2C-S	Black frame	\$612
		Powder Coat frame	\$638
		Chrome frame	\$675
		Optional Glides: Add \$6.00 net per chair for a set of four (4). Optional Glides raise chair height .5 inch.	



M2 COUNTER CHAIR	MODEL	LIST PRICE/GRADE	COM/COL	A	B	C	D	E	F	G	H	I	J	K	L
standard shell, upholstered seat W 21.5 D 21 H 34.25 SH 25.5	M2CU-S	Black frame	\$675	712	731	750	769	788	807	826	845	864	883	902	921
		Powder Coat frame	\$700	737	756	775	794	813	832	851	870	889	908	927	946
		Chrome frame	\$736	773	792	811	830	849	868	887	906	925	944	963	982
		Optional Glides: Add \$6.00 net per chair for a set of four (4). Optional Glides raise chair height .5 inch. COM Yardage: 1 to 4 Seats: 1.5 yards Contact Leland Customer Experience for yardage requirements on textiles with repeats. For COL requirements please contact Leland Customer Experience.													

TO SPECIFY: Please refer to pages 3–5 for complete specifying information.
Specify all products by their product code.



M2 COUNTER CHAIR	MODEL		LIST PRICE
walnut shell W 21.5 D 21 H 34.25 SH 24.5	M2C-W	Black frame	\$675
		Powder Coat frame	\$700
		Chrome frame	\$736
		Optional Glides: Add \$6.00 net per chair for a set of four (4). Optional Glides raise chair height .5 inch.	



M2 COUNTER CHAIR	MODEL	LIST PRICE/GRADE	COM/COL	A	B	C	D	E	F	G	H	I	J	K	L
walnut shell, upholstered seat W 21.5 D 21 H 34.25 SH 25.5	M2CU-W	Black frame	\$736	773	792	811	830	849	868	887	906	925	944	963	982
		Powder Coat frame	\$762	799	818	837	856	875	894	913	932	951	970	989	1008
		Chrome frame	\$799	836	855	874	893	912	931	950	969	988	1007	1026	1045
		Optional Glides: Add \$6.00 net per chair for a set of four (4). Optional Glides raise chair height .5 inch. COM Yardage: 1 to 4 Seats: 1.5 yards Contact Leland Customer Experience for yardage requirements on textiles with repeats. For COL requirements please contact Leland Customer Experience.													

TO SPECIFY: Please refer to pages 3–5 for complete specifying information.
Specify all products by their product code.



M2 STACKING COUNTER CHAIR	MODEL		LIST PRICE
standard shell W 21.5 D 21 H 34.25 SH 24.5	M2CS-S	Black frame	\$638
		Powder Coat frame	\$664
		Chrome frame	\$701
		Optional Glides: Add \$6.00 net per chair for a set of four (4). Optional Glides raise chair height .5 inch.	



M2 STACKING COUNTER CHAIR	MODEL	LIST PRICE/GRADE	COM/COL	A	B	C	D	E	F	G	H	I	J	K	L
standard shell, upholstered seat W 21.5 D 21 H 34.25 SH 25.5	M2CSU-S	Black frame	\$701	738	757	776	795	814	833	852	871	890	909	928	947
		Powder Coat frame	\$726	763	782	801	820	839	858	877	896	915	934	953	972
		Chrome frame	\$762	799	818	837	856	875	894	913	932	951	970	989	1008
		Optional Glides: Add \$6.00 net per chair for a set of four (4). Optional Glides raise chair height .5 inch. COM Yardage: 1 to 4 Seats: 1.5 yards Contact Leland Customer Experience for yardage requirements on textiles with repeats. For COL requirements please contact Leland Customer Experience.													

TO SPECIFY: Please refer to pages 3–5 for complete specifying information.
Specify all products by their product code.



M2 STACKING COUNTER CHAIR	MODEL		LIST PRICE
walnut shell	M2CS-W	Black frame	\$701
W 21.5 D 21 H 34.25 SH 24.5		Powder Coat frame	\$726
		Chrome frame	\$762
Optional Glides: Add \$6.00 net per chair for a set of four (4). Optional Glides raise chair height .5 inch.			



M2 STACKING COUNTER CHAIR	MODEL	LIST PRICE/GRADE	COM/COL	A	B	C	D	E	F	G	H	I	J	K	L
walnut shell,	M2CSU-W	Black frame	\$762	799	818	837	856	875	894	913	932	951	970	989	1008
upholstered seat		Powder Coat frame	\$788	825	844	863	882	901	920	939	958	977	996	1015	1034
W 21.5 D 21 H 34.25 SH 25.5		Chrome frame	\$825	862	881	900	919	938	957	976	995	1014	1033	1052	1071
Optional Glides: Add \$6.00 net per chair for a set of four (4). Optional Glides raise chair height .5 inch.															
COM Yardage: 1 to 4 Seats: 1.5 yards															
Contact Leland Customer Experience for yardage requirements on textiles with repeats.															
For COL requirements please contact Leland Customer Experience.															

TO SPECIFY: Please refer to pages 3–5 for complete specifying information.
Specify all products by their product code.



M2 BAR CHAIR	MODEL		LIST PRICE
standard shell W 21.5 D 22 H 41.5 SH 29.5	M2B-S	Black frame	\$625
		Powder Coat frame	\$650
		Chrome frame	\$687
		Optional Glides: Add \$6.00 net per chair for a set of four (4). Optional Glides raise chair height .5 inch.	



M2 BAR CHAIR	MODEL	LIST PRICE/GRADE	COM/COL	A	B	C	D	E	F	G	H	I	J	K	L
standard shell, upholstered seat W 21.5 D 22 H 41.5 SH 30.5	M2BU-S	Black frame	\$687	724	743	762	781	800	819	838	857	876	895	914	933
		Powder Coat frame	\$712	749	768	787	806	825	844	863	882	901	920	939	958
		Chrome frame	\$750	787	806	825	844	863	882	901	920	939	958	977	996
		Optional Glides: Add \$6.00 net per chair for a set of four (4). Optional Glides raise chair height .5 inch. COM Yardage: 1 to 4 Seats: 1.5 yards Contact Leland Customer Experience for yardage requirements on textiles with repeats. For COL requirements please contact Leland Customer Experience.													

TO SPECIFY: Please refer to pages 3–5 for complete specifying information.
Specify all products by their product code.



M2 BAR CHAIR	MODEL		LIST PRICE
walnut shell W 21.5 D 22 H 41.5 SH 29.5	M2B-W	Black frame	\$687
		Powder Coat frame	\$712
		Chrome frame	\$750
		Optional Glides: Add \$6.00 net per chair for a set of four (4). Optional Glides raise chair height .5 inch.	



M2 BAR CHAIR	MODEL	LIST PRICE/GRADE	COM/COL	A	B	C	D	E	F	G	H	I	J	K	L
walnut shell, upholstered seat W 21.5 D 22 H 41.5 SH 30.5	M2BU-W	Black frame	\$750	787	806	825	844	863	882	901	920	939	958	977	996
		Powder Coat frame	\$775	812	831	850	869	888	907	926	945	964	983	1002	1021
		Chrome frame	\$812	849	868	887	906	925	944	963	982	1001	1020	1039	1058
		Optional Glides: Add \$6.00 net per chair for a set of four (4). Optional Glides raise chair height .5 inch. COM Yardage: 1 to 4 Seats: 1.5 yards Contact Leland Customer Experience for yardage requirements on textiles with repeats. For COL requirements please contact Leland Customer Experience.													

TO SPECIFY: Please refer to pages 3–5 for complete specifying information.
Specify all products by their product code.



M2 STACKING BAR CHAIR	MODEL		LIST PRICE
standard shell W 21.5 D 22 H 41.5 SH 29.5	M2BS-S	Black frame	\$651
		Powder Coat frame	\$676
		Chrome frame	\$713
		Optional Glides: Add \$6.00 net per chair for a set of four (4). Optional Glides raise chair height .5 inch.	



M2 STACKING BAR CHAIR	MODEL	LIST PRICE/GRADE	COM/COL	A	B	C	D	E	F	G	H	I	J	K	L
standard shell, upholstered seat W 21.5 D 22 H 41.5 SH 30.5	M2BSU-S	Black frame	\$713	750	769	788	807	826	845	864	883	902	921	940	959
		Powder Coat frame	\$738	775	794	813	832	851	870	889	908	927	946	965	984
		Chrome frame	\$776	813	832	851	870	889	908	927	946	965	984	1003	1022
		Optional Glides: Add \$6.00 net per chair for a set of four (4). Optional Glides raise chair height .5 inch. COM Yardage: 1 to 4 Seats: 1.5 yards Contact Leland Customer Experience for yardage requirements on textiles with repeats. For COL requirements please contact Leland Customer Experience.													

TO SPECIFY: Please refer to pages 3–5 for complete specifying information.
Specify all products by their product code.



M2 STACKING BAR CHAIR	MODEL		LIST PRICE
walnut shell W 21.5 D 22 H 41.5 SH 29.5	M2BS-W	Black frame	\$713
		Powder Coat frame	\$738
		Chrome frame	\$776
		Optional Glides: Add \$6.00 net per chair for a set of four (4). Optional Glides raise chair height .5 inch.	



M2 STACKING BAR CHAIR	MODEL	LIST PRICE/GRADE	COM/COL	A	B	C	D	E	F	G	H	I	J	K	L
walnut shell, upholstered seat W 21.5 D 22 H 41.5 SH 30.5	M2BSU-W	Black frame	\$776	813	832	851	870	889	908	927	946	965	984	1003	1022
		Powder Coat frame	\$801	838	857	876	895	914	933	952	971	990	1009	1028	1047
		Chrome frame	\$838	875	894	913	932	951	970	989	1008	1027	1046	1065	1084
		Optional Glides: Add \$6.00 net per chair for a set of four (4). Optional Glides raise chair height .5 inch. COM Yardage: 1 to 4 Seats: 1.5 yards Contact Leland Customer Experience for yardage requirements on textiles with repeats. For COL requirements please contact Leland Customer Experience.													

TO SPECIFY: Please refer to pages 3–5 for complete specifying information.
Specify all products by their product code.



M2 CHAIR TRANSPORT/ STACKING DOLLY				MODEL		LIST PRICE
W 23	D 33	H 6	(EMPTY)	M2D	Black frame	\$901
M2 Chair Transport/Stacking Dolly handles up to 10 stacking side chairs in wood or 8 stacking side chairs with upholstered seats.						

TO SPECIFY: Please refer to pages 3–5 for complete specifying information.
Specify all products by their product code.

M2 Tables

2016 Price List














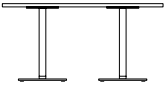





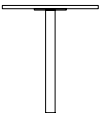


Pricing effective 03/21/16




















2016 M2 TABLE PRICE LIST

M2 TABLE: TABLE OF CONTENTS	M2T2
M2 PEDESTAL TABLE, SOFT SQUARE BASE VISUAL REFERENCE	M2T3
M2 PEDESTAL TABLE, CIRCLE BASE VISUAL REFERENCE	M2T4
M2 PEDESTAL TABLE SPECIFICATION INFORMATION	M2T6
M2 PEDESTAL TABLE SPECIFICATION EXAMPLE	M2T8
M2 PEDESTAL TABLE, SMALL SOFT SQUARE BASE	M2T9
M2 PEDESTAL TABLE, MEDIUM SOFT SQUARE BASE	M2T11
M2 PEDESTAL TABLE, LARGE SOFT SQUARE BASE	M2T13
M2 PEDESTAL TABLE, EXTRA LARGE SOFT SQUARE BASE	M2T15
M2 PEDESTAL TABLE, TANDEM SOFT SQUARE BASE	M2T17
M2 PEDESTAL TABLE, SMALL SOFT SQUARE BAR BASE	M2T19
M2 PEDESTAL TABLE, LARGE SOFT SQUARE BAR BASE	M2T21
M2 PEDESTAL TABLE, CONTRASTING BASE RINGS	M2T23
M2 PEDESTAL TABLE, EXTRA SMALL CIRCLE BASE	M2T24
M2 PEDESTAL TABLE, SMALL CIRCLE BASE	M2T26
M2 PEDESTAL TABLE, MEDIUM CIRCLE BASE	M2T28
M2 PEDESTAL TABLE, LARGE CIRCLE BASE	M2T30
M2 PEDESTAL TABLE, EXTRA LARGE CIRCLE BASE	M2T32
M2 PEDESTAL TABLE, EXTRA-EXTRA LARGE CIRCLE BASE	M2T34
M2 PEDESTAL TABLE, TANDEM CIRCLE BASE	M2T36
M2 PEDESTAL TABLE, EXTRA SMALL CIRCLE BAR BASE	M2T38
M2 PEDESTAL TABLE, SMALL CIRCLE BAR BASE	M2T40
M2 PEDESTAL TABLE, MEDIUM CIRCLE BAR BASE	M2T42
M2 PEDESTAL TABLE, CONTRASTING BASE RINGS	M2T44

M2 SOFT SQUARE PEDESTAL TABLE BASE VISUAL REFERENCE

TABLE MODEL	TABLE TOP SIZES			COLUMN/BASE	PAGE
Small Soft Square Pedestal Table Base	Round	Square	Rectangle	Powder Coat/Powder Coat Chrome/Powder Coat	Page 9 Page 9
	 24 DIA 30 DIA	 24 x 24 30 x 30	 24 x 30		
Medium Soft Square Pedestal Table Base	Round	Square		Powder Coat/Powder Coat Chrome/Powder Coat	Page 10 Page 10
	 36 DIA	 36 x 36			
Large Soft Square Pedestal Table Base	Round	Square		Powder Coat/Powder Coat Chrome/Powder Coat	Page 11 Page 11
	 42 DIA	 42 x 42			
Extra Large Soft Square Pedestal Table Base	Round	Square		Powder Coat/Powder Coat Chrome/Powder Coat	Page 12 Page 12
	 48 DIA	 48 x 48			
Tandem Soft Square Pedestal Table Base			Rectangle	Powder Coat/Powder Coat Chrome/Powder Coat	Page 13 Page 13
			 30 x 60 36 x 72 42 x 84 48 x 96		
Small Soft Square Bar Table Base	Round	Square	Rectangle	Powder Coat/Powder Coat Chrome/Powder Coat	Page 14 Page 14
	 24 DIA 30 DIA	 24 x 24 30 x 30	 24 x 30		
Large Soft Square Bar Table Base	Round	Square		Powder Coat/Powder Coat Chrome/Powder Coat	Page 15 Page 15
	 36 DIA	 36 x 36			

M2 CIRCLE PEDESTAL TABLE BASE VISUAL REFERENCE

TABLE MODEL	TABLE TOP SIZES		COLUMN/BASE	PAGE
Extra Small Circle Pedestal Table Base	Round  24 DIA	Square  24 x 24	Powder Coat/Powder Coat Chrome/Powder Coat	Page 16 Page 16
				
Small Circle Pedestal Table Base	Round  30 DIA	Rectangle  24 x 30	Powder Coat/Powder Coat Chrome/Powder Coat	Page 17 Page 17
				
Medium Circle Pedestal Table Base	Round  36 DIA	Square  30 x 30	Powder Coat/Powder Coat Chrome/Powder Coat	Page 18 Page 18
				
Large Circle Pedestal Table Base	Round  42 DIA	Square  36 x 36	Powder Coat/Powder Coat Chrome/Powder Coat	Page 19 Page 19
				
Extra Large Circle Pedestal Table Base	Round  48 DIA	Square  42 x 42	Powder Coat/Powder Coat Chrome/Powder Coat	Page 20 Page 20
				
Extra-Extra Large Circle Pedestal Table Base		Square  48 x 48	Powder Coat/Powder Coat Chrome/Powder Coat	Page 21 Page 21
				

M2 CIRCLE PEDESTAL TABLE BASE VISUAL REFERENCE, CONT.

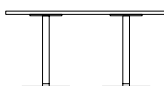

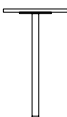

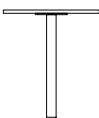



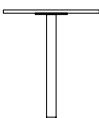

TABLE MODEL	TABLE TOP SIZES			COLUMN/BASE	PAGE	
Tandem Circle Table Base	Rectangle			Powder Coat/Powder Coat	Page 22	
				Chrome/Powder Coat	Page 22	
	30 x 60					
	36 x 72					
	42 x 84					
	48 x 96					
<hr/>						
Extra Small Circle Bar Table Base	Round			Powder Coat/Powder Coat	Page 23	
				Chrome/Powder Coat	Page 23	
	24 DIA					
<hr/>						
Small Circle Bar Table Base	Round	Square	Rectangle	Powder Coat/Powder Coat	Page 24	
				Chrome/Powder Coat	Page 24	
	30 DIA	24 x 24	24 x 30			
<hr/>						
Medium Circle Bar Table Base		Square			Powder Coat/Powder Coat	Page 25
					Chrome/Powder Coat	Page 25
		30 x 30				

TABLE MODEL

DESCRIPTION	CODE
M2 pedestal table, small soft square base	M2SB
M2 pedestal table, medium soft square base	M2MB
M2 pedestal table, large soft square base	M2LB
M2 pedestal table, extra large soft square base	M2XLB
M2 pedestal table, tandem soft square base	M2TB
M2 pedestal table, small bar soft square base	M2SBB
M2 pedestal table, large bar soft square base	M2LBB
M2 pedestal table, extra small circle base	M2CXSB
M2 pedestal table, small circle base	M2CSB
M2 pedestal table, medium circle base	M2CMB
M2 pedestal table, large circle base	M2CLB
M2 pedestal table, extra large circle base	M2CXLB
M2 pedestal table, extra-extra large circle base	M2CXXLB
M2 pedestal table, tandem circle base	M2TCB
M2 pedestal table, extra small bar circle base	M2CXSB
M2 pedestal table, small bar circle base	M2CSBB
M2 pedestal table, medium bar circle base	M2CMBB

BASE COLUMN FINISH: POWDER COAT AND CHROME

DESCRIPTION	CODE	DESCRIPTION	CODE
Black	B	Chardonnay	CD
Cool Grey	CG	Java	JV
Matte Black	MB	Slate	S
Warm Grey	WG	Sterling	ST
White	W		
Chrome	C		

BASE RING FINISH

DESCRIPTION	CODE	DESCRIPTION	CODE
Chrome	C	Black	B
White	W	Red	RD
Yellow	YL	Grey	GY
Blue	BL	Sterling	ST

Optional contrasting base ring can be specified in 7 powder coat finishes or chrome.

BASE PLATE FINISH

DESCRIPTION	CODE
Black Crinkle	B
White	W
Sterling	ST

TOP SIZES

ROUND	CODE	SQUARE	CODE	RECTANGLE	CODE
24 DIA	24D	24x24	2424	24x30	2430
30 DIA	30D	30x30	3030	30x60	3060
36 DIA	36D	36x36	3636	36x72	3672
42 DIA	42D	42x42	4242	42x84	4284
48 DIA	48D	48x48	4848	48x96	4896

TOP FINISH OR COLOR**WOOD TOPS:**

LELAND COLOURS I & II ([Click to view](#))

CUSTOM Specify Custom (01)

*Please note that M2 Tables are NOT AVAILABLE in the following finishes:

Natural Walnut (08), Natural Beech (09), Natural White Oak (12)

LAMINATE TOPS:

DESCRIPTION	CODE	DESCRIPTION	CODE
Maple Laminate	LMP	Grey Laminate	LGY
Walnut Laminate	LWN	Yellow Laminate	LYL
Black Laminate	LBK	Red Laminate	LRD
White Laminate	LWH	Blue Laminate	LBL
<i>Custom Laminate</i>	<i>CST</i>		

Please refer to the Leland Terms and Conditions Guide for a listing of standard laminates. For table pricing in laminates not listed, please contact Leland's Customer Experience Department for a quotation.


EDGE TYPE

VINYL EDGES:


DESCRIPTION	CODE
1.1875" flat PVC	V2



.75" beveled PVC	V4
------------------	----



.75" flat PVC	V5
---------------	----



1 3/16" 3mm PVC	V6
-----------------	----




WOOD EDGES:

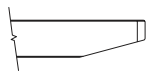
DESCRIPTION	CODE
1" beveled plywood	W1



1" flat plywood	W2
-----------------	----



1.1875" back-beveled wood	W4
---------------------------	----



EDGE FINISH OR COLOR

VINYL EDGE COLORS:

DESCRIPTION	CODE
Black	B
White	W
Grey	G

WOOD EDGE COLORS:

LELAND COLOURS I (Click to view)

LELAND COLOURS II (Click to view)

CUSTOM Specify Custom (01)

*Please note that M2 Tables are NOT AVAILABLE in the following finishes:

Natural Walnut (08), Natural Beech (09), Natural White Oak (12)

For laminate tops, edge can be specified in any standard Leland finish. Wood tops and edges must be specified in the same standard Leland finish.

SPECIFICATIONS REQUIRED TO CREATE THE PRODUCT CODE

- Model
- Base Column Finish
- Base Ring Finish
- Base Plate Finish
- Top Size
- Top Finish Or Color
- Edge Type
- Edge Finish Or Color

M **2** **C** **L** **B** - **S** **T** - **W** - **S** **T** - **4** **2** **D** - **L** **W** **H** - **W** **1** - **1** **1**
MODEL **BASE COLUMN FINISH** **BASE RING FINISH** **BASE PLATE FINISH** **TOP SIZE** **TOP FINISH OR COLOR** **EDGE TYPE** **EDGE FINISH OR COLOR**

MODEL

M2 Pedestal Table,
Large Circle Base (M2CLB)

BASE COLUMN FINISH

Sterling (ST)

BASE RING FINISH

White (W)

BASE PLATE FINISH

Sterling (ST)

TOP SIZE

42" Diameter (42D)

TOP COLOR OR FINISH

White Laminate (LWH)

EDGE TYPE

1" Beveled Plywood (W1)	
-------------------------	--

EDGE FINISH OR COLOR

Natural Maple (11)




M2 PEDESTAL TABLE

 small soft square base,
black crinkle base plate
powder coat column
H 29

MODEL

M2SB-P-B

TOP SIZE/CODE
LIST PRICE/EDGE CODES:
V2
V4
V5
V6
W1
W2
W4

 24 DIA - 24D
30 DIA - 30D
24x24 - 2424
30x30 - 3030
24x30 - 2430

 Round
24 DIA
30 DIA
Square
24 x 24
30 x 30
Rectangle
24 x 30

Wood Top Powder Coat

24 DIA - 24D	\$964	957	982	N/A	1132	1132	1537
30 DIA - 30D	\$1034	1024	1057	N/A	1161	1161	1722
24x24 - 2424	\$968	N/A	1010	N/A	1136	1136	1553
30x30 - 3030	\$1040	N/A	1040	N/A	1166	1166	1744
24x30 - 2430	\$1005	N/A	1034	N/A	1101	1101	1639

Laminate Top Powder Coat

24 DIA - 24D	\$N/A	827	850	842	923	923	1365
30 DIA - 30D	\$N/A	917	946	939	1176	1176	1488
24x24 - 2424	\$N/A	N/A	862	846	927	927	1380
30x30 - 3030	\$N/A	N/A	961	945	1180	1180	1505
24x30 - 2430	\$N/A	N/A	914	900	1134	1080	1436

The V4 edge is not available in square or rectangle top sizes.


M2 PEDESTAL TABLE

 small soft square base,
black crinkle base plate,
chrome column
H 29

MODEL

M2SB-C-B

TOP SIZE/CODE
LIST PRICE/EDGE CODES:
V2
V4
V5
V6
W1
W2
W4

 24 DIA - 24D
30 DIA - 30D
24x24 - 2424
30x30 - 3030
24x30 - 2430

 Round
24 DIA
30 DIA
Square
24 x 24
30 x 30
Rectangle
24 x 30

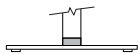
Wood Top Chrome

24 DIA - 24D	\$1042	1034	1060	N/A	1211	1211	1615
30 DIA - 30D	\$1112	1103	1134	N/A	1239	1239	1800
24x24 - 2424	\$1046	N/A	1088	N/A	1215	1215	1634
30x30 - 3030	\$1119	N/A	1119	N/A	1244	1244	1822
24x30 - 2430	\$1083	N/A	1112	N/A	1179	1179	1718

Laminate Top Chrome

24 DIA - 24D	\$N/A	905	928	919	1000	1000	1445
30 DIA - 30D	\$N/A	995	1024	1017	1254	1254	1567
24x24 - 2424	\$N/A	N/A	941	924	1006	1006	1457
30x30 - 3030	\$N/A	N/A	1039	1023	1260	1260	1585
24x30 - 2430	\$N/A	N/A	992	981	1213	1213	1516

The V4 edge is not available in square or rectangle top sizes.





OPTIONAL CONTRASTING BASE RING
LIST PRICE

\$78

Optional contrasting base ring can be specified in 7 powder coat finishes or chrome.




TO SPECIFY: Please refer to pages 6–8 for complete specifying information.
Specify all products by their product code.

**M2 PEDESTAL TABLE**

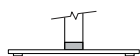
	MODEL	TOP SIZE/CODE	LIST PRICE/EDGE CODES:	V2	V4	V5	V6	W1	W2	W4
small soft square base, white or sterling powder coat base plate powder coat column H 29	M2SB-P-P	Wood Top	Powder Coat							
	Round	24 DIA								
	Square	24 x 24								
	Rectangle	24 x 30								
		30 DIA								
		30 x 30								
		30 x 30								
		24x24 - 2424								
		30x30 - 3030								
		24x30 - 2430								
		Laminate Top	Powder Coat							
		24 DIA - 24D								
		30 DIA - 30D								
		24x24 - 2424								
		30x30 - 3030								
		24x30 - 2430								

The V4 edge is not available in square or rectangle top sizes.

**M2 PEDESTAL TABLE**

	MODEL	TOP SIZE/CODE	LIST PRICE/EDGE CODES:	V2	V4	V5	V6	W1	W2	W4
small soft square base, white or sterling powder coat base plate chrome column H 29	M2SB-C-P	Wood Top	Chrome							
	Round	24 DIA								
	Square	24 x 24								
	Rectangle	24 x 30								
		30 DIA								
		30 x 30								
		24x24 - 2424								
		30x30 - 3030								
		24x30 - 2430								
		Laminate Top	Chrome							
		24 DIA - 24D								
		30 DIA - 30D								
		24x24 - 2424								
		30x30 - 3030								
		24x30 - 2430								

The V4 edge is not available in square or rectangle top sizes.



**OPTIONAL CONTRASTING BASE RING****LIST PRICE**

\$78



Optional contrasting base ring can be specified in 7 powder coat finishes or chrome.

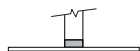
TO SPECIFY: Please refer to pages 6–8 for complete specifying information.
Specify all products by their product code.



M2 PEDESTAL TABLE	MODEL	TOP SIZE/CODE	LIST PRICE/EDGE CODES:	V2	V4	V5	V6	W1	W2	W4
medium soft square base, black crinkle powder coat base plate powder coat column	M2MB-P-B	Wood Top	Powder Coat							
		36 DIA - 36D		\$1304	1217	1257	N/A	1671	1671	2065
		36x36 - 3636		\$1311	N/A	1272	N/A	1675	1675	2091
H 29		Laminate Top	Powder Coat							
		36 DIA - 36D		\$ N/A	1087	1124	1118	1406	1406	1881
Round	Square	36x36 - 3636		\$N/A	N/A	1138	1126	1411	1411	1903
36 DIA	36 x 36	The V4 edge is not available in square top sizes.								



M2 PEDESTAL TABLE	MODEL	TOP SIZE/CODE	LIST PRICE/EDGE CODES:	V2	V4	V5	V6	W1	W2	W4
medium soft square base, black crinkle powder coat base plate chrome column	M2MB-C-B	Wood Top	Chrome							
		36 DIA - 36D		\$1382	1297	1335	N/A	1749	1749	2144
		36x36 - 3636		\$1388	N/A	1350	N/A	1753	1753	2170
H 29		Laminate Top	Chrome							
		36 DIA - 36D		\$N/A	1166	1202	1196	1484	1484	1959
Round	Square	36x36 - 3636		\$ N/A	N/A	1217	1203	1489	1489	1981
36 DIA	36 x 36	The V4 edge is not available in square top sizes.								





OPTIONAL CONTRASTING BASE RING	LIST PRICE
	\$78



Optional contrasting base ring can be specified in 7 powder coat finishes or chrome.

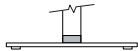
TO SPECIFY: Please refer to pages 6–8 for complete specifying information.
Specify all products by their product code.



M2 PEDESTAL TABLE	MODEL	TOP SIZE/CODE	LIST PRICE/EDGE CODES:	V2	V4	V5	V6	W1	W2	W4
medium soft square base, white or sterling powder coat base plate, powder coat column	M2MB-P-P	Wood Top	Powder Coat							
		36 DIA - 36D		\$1418	1332	1371	N/A	1785	1785	2179
		36x36 - 3636		\$1424	N/A	1386	N/A	1789	1789	2205
H 29		Laminate Top	Powder Coat							
 Round 36 DIA	 Square 36 x 36	36 DIA - 36D		\$ N/A	1201	1237	1232	1520	1520	1995
		36x36 - 3636		\$N/A	N/A	1252	1239	1524	1524	2018
The V4 edge is not available in square top sizes.										



M2 PEDESTAL TABLE	MODEL	TOP SIZE/CODE	LIST PRICE/EDGE CODES:	V2	V4	V5	V6	W1	W2	W4
medium soft square base, white or sterling powder coat base plate, chrome column	M2MB-C-P	Wood Top	Chrome							
		36 DIA - 36D		\$1574	1488	1526	N/A	1941	1941	2336
		36x36 - 3636		\$1581	N/A	1542	N/A	1945	1945	2362
H 29		Laminate Top	Chrome							
 Round 36 DIA	 Square 36 x 36	36 DIA - 36D		\$ N/A	1358	1395	1387	1676	1676	2151
		36x36 - 3636		\$ N/A	N/A	1410	1396	1682	1682	2173
The V4 edge is not available in square top sizes.										

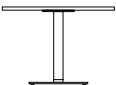



OPTIONAL CONTRASTING BASE RING	LIST PRICE
	\$78
Optional contrasting base ring can be specified in 7 powder coat finishes or chrome.	

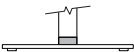
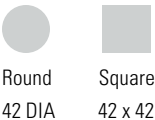
TO SPECIFY: Please refer to pages 6–8 for complete specifying information.
Specify all products by their product code.



M2 PEDESTAL TABLE	MODEL	TOP SIZE/CODE	LIST PRICE/EDGE CODES:	V2	V6	W1	W2	W4
large soft square base, black crinkle powder coat plate powder coat column H 29	M2LB-P-B	Wood Top	Powder Coat					
		42 DIA - 42D		\$1386	N/A	1810	1810	2393
		42x42 - 4242		\$1402	N/A	1815	1815	2421
		Laminate Top	Powder Coat					
		42 DIA - 42D		\$N/A	1318	1572	1572	2134
		42x42 - 4242		\$N/A	1346	1579	1579	2159



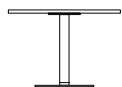
M2 PEDESTAL TABLE	MODEL	TOP SIZE/CODE	LIST PRICE/EDGE CODES:	V2	V6	W1	W2	W4
large soft square base, black crinkle powder coat plate chrome column H 29	M2LB-C-B	Wood Top	Chrome					
		42 DIA - 42D		\$1478	N/A	1901	1901	2483
		42x42 - 4242		\$1492	N/A	1907	1907	2512
		Laminate Top	Chrome					
		42 DIA - 42D		\$N/A	1408	1663	1663	2226
		42x42 - 4242		\$N/A	1436	1669	1669	2250



OPTIONAL CONTRASTING BASE RING	LIST PRICE
	\$78

Optional contrasting base ring can be specified in 7 powder coat finishes or chrome.

TO SPECIFY: Please refer to pages 6–8 for complete specifying information.
Specify all products by their product code.



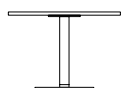
M2 PEDESTAL TABLE	MODEL	TOP SIZE/CODE	LIST PRICE/EDGE CODES:	V2	V6	W1	W2	W4
large soft square base, white or sterling powder coat plate powder coat column H 29	M2LB-P-P	Wood Top	Powder Coat					
		42 DIA - 42D		\$1465	N/A	1888	1888	2470
		42x42 - 4242		\$1480	N/A	1892	1892	2499
		Laminate Top	Powder Coat					
		42 DIA - 42D		\$N/A	1397	1650	1650	2212
		42x42 - 4242		\$N/A	1423	1656	1656	2237



Round
42 DIA



Square
42 x 42



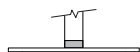
M2 PEDESTAL TABLE	MODEL	TOP SIZE/CODE	LIST PRICE/EDGE CODES:	V2	V6	W1	W2	W4
large soft square base, white or sterling powder coat plate, chrome column H 29	M2LB-C-P	Wood Top	Chrome					
		42 DIA - 42D		\$1670	N/A	2093	2093	2676
		42x42 - 4242		\$1685	N/A	2098	2098	2704
		Laminate Top	Chrome					
		42 DIA - 42D		\$N/A	1601	1855	1855	2417
		42x42 - 4242		\$N/A	1627	1860	1860	2442



Round
42 DIA



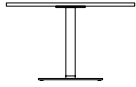
Square
42 x 42



OPTIONAL CONTRASTING BASE RING	LIST PRICE
	\$78

Optional contrasting base ring can be specified in 7 powder coat finishes or chrome.

TO SPECIFY: Please refer to pages 6–8 for complete specifying information.
Specify all products by their product code.



M2 PEDESTAL TABLE	MODEL	TOP SIZE/CODE	LIST PRICE/EDGE CODES:	V2	V6	W1	W2	W4
extra large soft square base, black crinkle powder coat base plate, powder coat column H 29	M2XLB-P-B	Wood Top	Powder Coat					
		48 DIA - 48D		\$1589	N/A	1881	1881	2746
		48x48 - 4848		\$1748	N/A	1887	1887	2779
		Laminate Top	Powder Coat					
		48 DIA - 48D		\$N/A	1379	1622	1622	2197
		48x48 - 4848		\$N/A	1387	1629	1629	2226



Round
48 DIA



Square
48 x 48



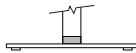
M2 PEDESTAL TABLE	MODEL	TOP SIZE/CODE	LIST PRICE/EDGE CODES:	V2	V6	W1	W2	W4
extra large soft square base, black crinkle powder coat base plate, chrome column H 29	M2XLB-C-B	Wood Top	Chrome					
		48 DIA - 48D		\$1678	N/A	1970	1970	2835
		48x48 - 4848		\$1838	N/A	1976	1976	2869
		Laminate Top	Chrome					
		48 DIA - 48D		\$N/A	1469	1712	1712	2288
		48x48 - 4848		\$N/A	1478	1719	1719	2315



Round
48 DIA



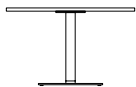
Square
48 x 48



OPTIONAL CONTRASTING BASE RING	LIST PRICE
	\$78

Optional contrasting base ring can be specified in 7 powder coat finishes or chrome.

TO SPECIFY: Please refer to pages 6–8 for complete specifying information.
Specify all products by their product code.



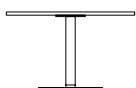
M2 PEDESTAL TABLE	MODEL	TOP SIZE/CODE	LIST PRICE/EDGE CODES:	V2	V6	W1	W2	W4
extra large soft square base, white or sterling powder coat plate powder coat column H 29	M2XLB-P-P	Wood Top	Powder Coat					
		48 DIA - 48D		\$1668	N/A	1959	1959	2823
		48x48 - 4848		\$1825	N/A	1964	1964	2856
		Laminate Top	Powder Coat					
		48 DIA - 48D		\$N/A	1456	1701	1701	2275
		48x48 - 4848		\$N/A	1466	1707	1707	2304



Round
48 DIA



Square
48 x 48



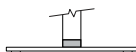
M2 PEDESTAL TABLE	MODEL	TOP SIZE/CODE	LIST PRICE/EDGE CODES:	V2	V6	W1	W2	W4
extra large soft square base, white or sterling powder coat plate chrome column H 29	M2XLB-C-P	Wood Top	Chrome					
		48 DIA - 48D		\$1870	N/A	2162	2162	3026
		48x48 - 4848		\$2029	N/A	2167	2167	3060
		Laminate Top	Chrome					
		48 DIA - 48D		\$N/A	1904	1904	1904	2479
		48x48 - 4848		\$N/A	1911	1911	1911	2508



Round
48 DIA



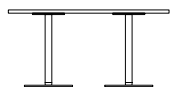
Square
48 x 48



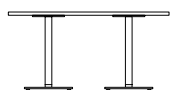
OPTIONAL CONTRASTING BASE RING	LIST PRICE
	\$78

Optional contrasting base ring can be specified in 7 powder coat finishes or chrome.

TO SPECIFY: Please refer to pages 6–8 for complete specifying information.
Specify all products by their product code.



M2 PEDESTAL TABLE	MODEL	TOP SIZE/CODE	LIST PRICE/EDGE CODES:	V2	V6	W1	W2	W4
tandem soft square base, black crinkle powder coat base plate, powder coat column H 29	M2TB-P-B	Wood Top	Powder Coat					
		30x60 - 3060		\$2055	N/A	2346	2346	3129
		36x72 - 3672		\$2484	N/A	2991	2991	3795
		42x84 - 4284		\$2649	N/A	3194	3194	4385
		48x96 -4896		\$3104	N/A	3296	3296	5090
Rectangle		Laminate Top	Powder Coat					
30 x 60		30x60 - 3060		\$N/A	1833	2049	2049	2609
36 x 72		36x72 - 3672		\$N/A	2181	2471	2471	3386
42 x 84		42x84 - 4284		\$N/A	2673	3133	3133	3871
48 x 96		48x96 -4896		\$N/A	2778	3235	3235	3995

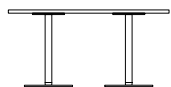


M2 PEDESTAL TABLE	MODEL	TOP SIZE/CODE	LIST PRICE/EDGE CODES:	V2	V6	W1	W2	W4
tandem soft square base, black crinkle powder coat base plate, chrome column H 29	M2TB-C-B	Wood Top	Chrome					
		30x60 - 3060		\$2211	N/A	2504	2504	3288
		36x72 - 3672		\$2640	N/A	3147	3147	3949
		42x84 - 4284		\$2829	N/A	3375	3375	4566
		48x96 -4896		\$3286	N/A	3477	3477	5271
Rectangle		Laminate Top	Chrome					
30 x 60		30x60 - 3060		\$N/A	1989	2206	2206	2766
36 x 72		36x72 - 3672		\$N/A	2336	2629	2629	3541
42 x 84		42x84 - 4284		\$N/A	2853	3312	3312	4052
48 x 96		48x96 -4896		\$N/A	2956	3414	3414	4176

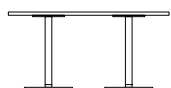

**OPTIONAL CONTRASTING BASE RINGS
FOR TANDEM BASE TABLES**
LIST PRICE
\$158

Optional contrasting base rings can be specified in 7 powder coat finishes or chrome.

TO SPECIFY: Please refer to pages 6–8 for complete specifying information.
Specify all products by their product code.



M2 PEDESTAL TABLE	MODEL	TOP SIZE/CODE	LIST PRICE/EDGE CODES:	V2	V6	W1	W2	W4
tandem soft square base, white or sterling powder coat base plate, powder coat column H 29	M2TB-P-P	Wood Top	Powder Coat					
		30x60 - 3060		\$2132	N/A	2425	2425	3207
		36x72 - 3672		\$2563	N/A	3069	3069	3872
		42x84 - 4284		\$2727	N/A	3272	3272	4462
		48x96 -4896		\$3183	N/A	3374	3374	5168
Rectangle		Laminate Top	Powder Coat					
30 x 60		30x60 - 3060		\$N/A	1911	2127	2127	2686
36 x 72		36x72 - 3672		\$N/A	2259	2549	2549	3463
42 x 84		42x84 - 4284		\$N/A	2751	3211	3211	3949
48 x 96		48x96 -4896		\$N/A	2855	3312	3312	4073



M2 PEDESTAL TABLE	MODEL	TOP SIZE/CODE	LIST PRICE/EDGE CODES:	V2	V6	W1	W2	W4
tandem soft square base, white or sterling powder coat base plate, chrome column H 29	M2TB-C-P	Wood Top	Chrome					
		30x60 - 3060		\$2403	N/A	2697	2697	3479
		36x72 - 3672		\$2833	N/A	3339	3339	4141
		42x84 - 4284		\$3021	N/A	3567	3567	4758
		48x96 -4896		\$3477	N/A	3669	3669	5463
Rectangle		Laminate Top	Chrome					
30 x 60		30x60 - 3060		\$N/A	2181	2398	2398	2957
36 x 72		36x72 - 3672		\$N/A	2529	2820	2820	3733
42 x 84		42x84 - 4284		\$N/A	3045	3505	3505	4244
48 x 96		48x96 -4896		\$N/A	3149	3607	3607	4368



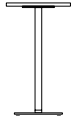
OPTIONAL CONTRASTING BASE RINGS FOR TANDEM BASE TABLES

LIST PRICE

\$158

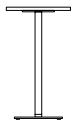
Optional contrasting base rings can be specified in 7 powder coat finishes or chrome.

TO SPECIFY: Please refer to pages 6–8 for complete specifying information.
Specify all products by their product code.



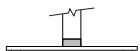
M2 PEDESTAL TABLE	MODEL	TOP SIZE/CODE	LIST PRICE/EDGE CODES:	V2	V4	V5	V6	W1	W2	W4
small soft square bar base, black crinkle powder coat base plate, powder coat column H 42	M2SBB-P-B	Wood Top	Powder Coat							
		24 DIA - 24D		\$1011	1002	1029	N/A	1179	1179	1583
		30 DIA - 30D		\$1082	1072	1103	N/A	1208	1208	1770
		24x24 - 2424		\$1016	N/A	1058	N/A	1187	1187	1602
		30x30 - 3030		\$1087	N/A	1087	N/A	1215	1215	1791
		24x30 - 2430		\$1051	N/A	1082	N/A	1195	1195	1686
		Laminate Top	Powder Coat							
		24 DIA - 24D		\$ N/A	874	897	889	969	969	1412
		30 DIA - 30D		\$ N/A	964	993	986	1223	1223	1535
		24x24 - 2424		\$ N/A	N/A	911	893	974	974	1428
		30x30 - 3030		\$ N/A	N/A	1008	992	1230	1230	1552
		24x30 - 2430		\$ N/A	N/A	961	948	1181	1181	1483

The V4 edge is not available in square or rectangle top sizes.



M2 PEDESTAL TABLE	MODEL	TOP SIZE/CODE	LIST PRICE/EDGE CODES:	V2	V4	V5	V6	W1	W2	W4
small soft square bar base, black crinkle powder coat base plate, chrome column H 42	M2SBB-C-B	Wood Top	Chrome							
		24 DIA - 24D		\$1096	1087	1112	N/A	1264	1264	1668
		30 DIA - 30D		\$1166	1157	1188	N/A	1293	1293	1855
		24x24 - 2424		\$1101	N/A	1142	N/A	1268	1268	1686
		30x30 - 3030		\$1171	N/A	1171	N/A	1297	1297	1876
		24x30 - 2430		\$1135	N/A	1166	N/A	1269	1269	1771
		Laminate Top	Chrome							
		24 DIA - 24D		\$ N/A	960	983	972	1056	1056	1498
		30 DIA - 30D		\$ N/A	1049	1078	1069	1307	1307	1619
		24x24 - 2424		\$ N/A	N/A	994	976	1061	1061	1513
		30x30 - 3030		\$ N/A	N/A	1092	1077	1313	1313	1638
		24x30 - 2430		\$ N/A	N/A	1044	1033	1266	1266	1569

The V4 edge is not available in square or rectangle top sizes.






OPTIONAL CONTRASTING BASE RING	LIST PRICE
	\$78

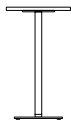
Optional contrasting base ring can be specified in 7 powder coat finishes or chrome.




TO SPECIFY: Please refer to pages 6–8 for complete specifying information.
Specify all products by their product code.



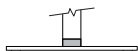
M2 PEDESTAL TABLE	MODEL	TOP SIZE/CODE	LIST PRICE/EDGE CODES:	V2	V4	V5	V6	W1	W2	W4
small soft square bar base, white or sterling powder coat base plate, powder coat column H 42  Round 24 DIA 30 DIA  Square 24 x 24 30 x 30  Rectangle 24 x 30	M2SBB-P-P	Wood Top	Powder Coat							
		24 DIA - 24D		\$1090	1080	1107	N/A	1257	1257	1660
		30 DIA - 30D		\$1160	1149	1181	N/A	1285	1285	1847
		24x24 - 2424		\$1094	N/A	1135	N/A	1265	1265	1680
		30x30 - 3030		\$1165	N/A	1165	N/A	1294	1294	1869
		24x30 - 2430		\$1129	N/A	1160	N/A	1272	1272	1764
		Laminate Top	Powder Coat							
		24 DIA - 24D		\$ N/A	952	975	966	1048	1048	1489
		30 DIA - 30D		\$ N/A	1042	1070	1064	1301	1301	1613
		24x24 - 2424		\$ N/A	N/A	989	971	1052	1052	1505
		30x30 - 3030		\$ N/A	N/A	1086	1069	1307	1307	1630
		24x30 - 2430		\$ N/A	N/A	1039	1026	1260	1260	1560

The V4 edge is not available in square or rectangle top sizes.



M2 PEDESTAL TABLE	MODEL	TOP SIZE/CODE	LIST PRICE/EDGE CODES:	V2	V4	V5	V6	W1	W2	W4
small soft square bar base, white or sterling powder coat base plate, chrome column H 42  Round 24 DIA 30 DIA  Square 24 x 24 30 x 30  Rectangle 24 x 30	M2SBB-C-P	Wood Top	Chrome							
		24 DIA - 24D		\$1288	1279	1304	N/A	1455	1455	1859
		30 DIA - 30D		\$1358	1348	1380	N/A	1484	1484	2047
		24x24 - 2424		\$1294	N/A	1334	N/A	1461	1461	1878
		30x30 - 3030		\$1364	N/A	1364	N/A	1488	1488	2068
		24x30 - 2430		\$1328	N/A	1358	N/A	1462	1462	1962
		Laminate Top	Chrome							
		24 DIA - 24D		\$ N/A	1152	1175	1164	1247	1247	1689
		30 DIA - 30D		\$ N/A	1241	1270	1262	1500	1500	1811
		24x24 - 2424		\$ N/A	N/A	1186	1168	1252	1252	1705
		30x30 - 3030		\$ N/A	N/A	1283	1269	1505	1505	1829
		24x30 - 2430		\$ N/A	N/A	1236	1226	1457	1457	1760

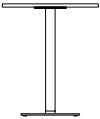
The V4 edge is not available in square or rectangle top sizes.





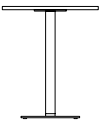
OPTIONAL CONTRASTING BASE RING	LIST PRICE
	\$78

Optional contrasting base ring can be specified in 7 powder coat finishes or chrome.

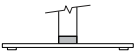
TO SPECIFY: Please refer to pages 6–8 for complete specifying information.
Specify all products by their product code.



M2 PEDESTAL TABLE		MODEL	TOP SIZE/CODE	LIST PRICE/EDGE CODES:	V2	V4	V5	V6	W1	W2	W4	
large soft square bar base, black crinkle powder coat base plate, powder coat column H 42	 Round 36 DIA	 Square 36 x 36	M2LBB-P-B	Wood Top	Powder Coat							
			36 DIA - 36D		\$1382	1297	1335	N/A	1749	1749	2144	
			36x36 - 3636		\$1388	N/A	1341	N/A	1755	1755	2170	
				Laminate Top	Powder Coat							
				36 DIA - 36D		\$N/A	1166	1202	1196	1484	1484	1959
				36x36 - 3636		\$N/A	N/A	1217	1203	1490	1490	1981
				The V4 edge is not available in square top sizes.								

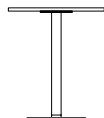


M2 PEDESTAL TABLE		MODEL	TOP SIZE/CODE	LIST PRICE/EDGE CODES:	V2	V4	V5	V6	W1	W2	W4
large soft square bar base, black crinkle powder coat base plate, chrome column H 42		M2LBB-C-B	Wood Top	Chrome							
			36 DIA - 36D		\$1479	1395	1432	N/A	1845	1845	2241
			36x36 - 36D		\$1486	N/A	1438	N/A	1851	1851	2266
<div><div></div><div></div></div> <div>RoundSquare</div> <div>36 DIA36 x 36</div>			Laminate Top	Chrome							
			36 DIA - 36D		\$N/A	1263	1299	1293	1582	1582	2056
			36x36 - 36D		\$ N/A	N/A	1314	1300	1587	1587	2078
			The V4 edge is not available in square top sizes.								



OPTIONAL CONTRASTING BASE RING	LIST PRICE
	\$78
Optional contrasting base ring can be specified in 7 powder coat finishes or chrome.	

TO SPECIFY: Please refer to pages 6–8 for complete specifying information.
Specify all products by their product code.



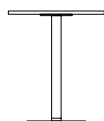
M2 PEDESTAL TABLE	MODEL	TOP SIZE/CODE	LIST PRICE/EDGE CODES:	V2	V4	V5	V6	W1	W2	W4
large soft square bar base, white or sterling powder coat base plate, powder coat column H 42	M2LBB-P-P	Wood Top	Powder Coat							
		36 DIA - 36D		\$1461	1374	1413	N/A	1826	1826	2223
		36x36 - 3636		\$1467	N/A	1419	N/A	1833	1833	2247
		Laminate Top	Powder Coat							
		36 DIA - 36D		\$ N/A	1244	1280	1273	1563	1563	2037
		36x36 - 3636		\$ N/A	N/A	1296	1281	1569	1569	2059
The V4 edge is not available in square top sizes.										



Round
36 DIA



Square
36 x 36



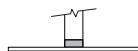
M2 PEDESTAL TABLE	MODEL	TOP SIZE/CODE	LIST PRICE/EDGE CODES:	V2	V4	V5	V6	W1	W2	W4
large soft square bar base, white or sterling powder coat base plate, chrome column H 42	M2LBB-C-P	Wood Top	Chrome							
		36 DIA - 36D		\$1671	1586	1623	N/A	2037	2037	2433
		36x36 - 36D		\$1678	N/A	1630	N/A	2042	2042	2459
		Laminate Top	Chrome							
		36 DIA - 36D		\$ N/A	1454	1490	1484	1774	1774	2247
		36x36 - 36D		\$ N/A	N/A	1506	1491	1779	1779	2269
The V4 edge is not available in square top sizes.										



Round
36 DIA



Square
36 x 36





OPTIONAL CONTRASTING BASE RING	LIST PRICE
	\$78



Optional contrasting base ring can be specified in 7 powder coat finishes or chrome.

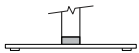
TO SPECIFY: Please refer to pages 6–8 for complete specifying information.
Specify all products by their product code.


M2 PEDESTAL TABLE

	MODEL	TOP SIZE/CODE	LIST PRICE/EDGE CODES:	V2	V4	V5	V6	W1	W2	W4
extra small circle base,	M2CXSB-P-B	Wood Top	Powder Coat							
black crinkle powder coat base plate		24 DIA - 24D		\$994	984	1007	N/A	1076	1076	1566
powder coat column		24x24 - 2424		\$998	N/A	1011	N/A	1080	1080	1651
H 29										
	M2CXSB-C-B	Laminate Top	Powder Coat							
Round		24 DIA - 24D		\$N/A	962	985	972	1059	1059	1441
24 DIA		24x24 - 2424		\$ N/A	N/A	1010	997	1085	1085	1479
		The V4 edge is not available in square top sizes.								
										
Square										
24 x 24										


M2 PEDESTAL TABLE

	MODEL	TOP SIZE/CODE	LIST PRICE/EDGE CODES:	V2	V4	V5	V6	W1	W2	W4
extra small circle base,	M2CXSB-C-B	Wood Top	Chrome							
black crinkle powder coat base plate,		24 DIA - 24D		\$1088	1078	1101	N/A	1170	1170	1659
chrome column		24x24 - 2424		\$1093	N/A	1106	N/A	1175	1175	1745
H 29										
	M2CXSB-C-B	Laminate Top	Chrome							
Round		24 DIA - 24D		\$N/A	1056	1078	1065	1074	1074	1535
24 DIA		24x24 - 2424		\$ N/A	N/A	1118	1104	1100	1100	1572
		The V4 edge is not available in square top sizes.								
										
Square										
24 x 24										




OPTIONAL CONTRASTING BASE RING
LIST PRICE

\$78



Optional contrasting base ring can be specified in 7 powder coat finishes or chrome.

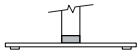
TO SPECIFY: Please refer to pages 6–8 for complete specifying information.
Specify all products by their product code.


M2 PEDESTAL TABLE

extra small circle base, white or sterling powder coat base plate powder coat column H 29	 Round 24 DIA	 Square 24 x 24	M2CXSB-P-P	Wood Top	Powder Coat								
				24 DIA - 24D		\$1072	1062	1085	N/A	1154	1154	1643	
				24x24 - 2424		\$1076	N/A	1090	N/A	1159	1159	1728	
				Laminate Top	Powder Coat								
					24 DIA - 24D		\$ N/A	1040	1063	1050	1136	1136	1519
					24x24 - 2424		\$ N/A	N/A	1088	1075	1163	1163	1556
				The V4 edge is not available in square top sizes.									


M2 PEDESTAL TABLE


extra small circle base, white or sterling powder coat base plate, chrome column H 29	 Round 24 DIA	 Square 24 x 24	M2CXSB-C-P	Wood Top	Chrome									
					24 DIA - 24D		\$1280	1270	1294	N/A	1363	1363	1852	
					24x24 - 2424		\$1284	N/A	1298	N/A	1367	1367	1937	
				Laminate Top	Chrome									
						24 DIA - 24D		\$ N/A	1247	1270	1257	1266	1266	1726
						24x24 - 2424		\$ N/A	N/A	1310	1297	1293	1293	1764
				The V4 edge is not available in square top sizes.										


OPTIONAL CONTRASTING BASE RING
LIST PRICE
\$78

Optional contrasting base ring can be specified in 7 powder coat finishes or chrome.

TO SPECIFY: Please refer to pages 6–8 for complete specifying information.
Specify all products by their product code.



M2 PEDESTAL TABLE

	MODEL	TOP SIZE/CODE	LIST PRICE/EDGE CODES:	V2	V4	V5	V6	W1	W2	W4
small circle base,	M2CSB-P-B	Wood Top	Powder Coat							
black crinkle powder coat base plate,		30 DIA - 30D		\$1182	1172	1196	N/A	1158	1158	1847
powder coat column		24x30 - 2430		\$1128	N/A	1141	N/A	1113	1113	1761
H 29										
		Laminate Top	Powder Coat							
Round		30 DIA - 30D		\$N/A	1185	1208	1195	1140	1140	1657
30 DIA		24x30 - 2430		\$N/A	N/A	1102	1090	1099	1099	1640
		The V4 edge is not available in rectangle top sizes.								



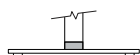
Rectangle
24 x 30


M2 PEDESTAL TABLE

	MODEL	TOP SIZE/CODE	LIST PRICE/EDGE CODES:	V2	V4	V5	V6	W1	W2	W4
small circle base,	M2CSB-C-B	Wood Top	Chrome							
black crinkle powder coat base plate,		30 DIA - 30D		\$1297	1286	1310	N/A	1271	1271	1962
chrome column		24x30 - 2430		\$1243	N/A	1256	N/A	1229	1229	1877
H 29										
		Laminate Top	Chrome							
Round		30 DIA - 30D		\$ N/A	1229	1251	1238	1229	1229	1745
30 DIA		24x30 - 2430		\$ N/A	N/A	1198	1185	1188	1188	1728
		The V4 edge is not available in rectangle top sizes.								





Rectangle
24 x 30


OPTIONAL CONTRASTING BASE RING
LIST PRICE
\$78



Optional contrasting base ring can be specified in 7 powder coat finishes or chrome.

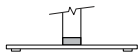
TO SPECIFY: Please refer to pages 6–8 for complete specifying information.
Specify all products by their product code.



M2 PEDESTAL TABLE	MODEL	TOP SIZE/CODE	LIST PRICE/EDGE CODES: V2 V4 V5 V6 W1 W2 W4						
small circle base, white or sterling powder coat base plate, powder coat column H 29	M2CSB-P-P	Wood Top	Powder Coat						
		30 DIA - 30D	\$1261	1250	1273	N/A	1235	1235	1925
		24x30 - 2430	\$1205	N/A	1218	N/A	1192	1192	1840
		Laminate Top	Powder Coat						
  Round Rectangle 30 DIA 24 x 30		30 DIA - 30D	\$ N/A	1263	1285	1272	1217	1217	1736
		24x30 - 2430	\$ N/A	N/A	1180	1167	1177	1177	1718
		The V4 edge is not available in rectangle top sizes.							



M2 PEDESTAL TABLE	MODEL	TOP SIZE/CODE	LIST PRICE/EDGE CODES: V2 V4 V5 V6 W1 W2 W4						
small circle base, white or sterling powder coat base plate, chrome column H 29	M2CSB-C-P	Wood Top	Chrome						
		30 DIA - 30D	\$1488	1479	1502	N/A	1464	1464	2155
		24x30 - 2430	\$1435	N/A	1448	N/A	1420	1420	2069
		Laminate Top	Chrome						
  Round Rectangle 30 DIA 24 x 30		30 DIA - 30D	\$ N/A	1420	1444	1431	1420	1420	1937
		24x30 - 2430	\$ N/A	N/A	1389	1377	1380	1380	1921
		The V4 edge is not available in rectangle top sizes.							





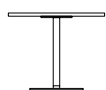
OPTIONAL CONTRASTING BASE RING	LIST PRICE
	\$78



Optional contrasting base ring can be specified in 7 powder coat finishes or chrome.

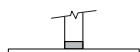
TO SPECIFY: Please refer to pages 6–8 for complete specifying information.
Specify all products by their product code.



M2 PEDESTAL TABLE	MODEL	TOP SIZE/CODE	LIST PRICE/EDGE CODES: V2 V4 V5 V6 W1 W2 W4						
medium circle base,	M2CMB-P-B	Wood Top	Powder Coat						
black crinkle powder coat base plate,		36 DIA - 36D	\$1367	1357	1380	N/A	1680	1680	2494
powder coat column		30x30 - 3030	\$1305	N/A	1318	N/A	1281	1281	1971
H 29		Laminate Top	Powder Coat						
 Round	 Square	36 DIA - 36D	\$ N/A	1414	1437	1423	1708	1708	1887
36 DIA	30 x 30	30x30 - 3030	\$N/A	N/A	1354	1341	1232	1232	1800
The V4 edge is not available in square top sizes.									



M2 PEDESTAL TABLE	MODEL	TOP SIZE/CODE	LIST PRICE/EDGE CODES: V2 V4 V5 V6 W1 W2 W4						
medium circle base,	M2CMB-C-B	Wood Top	Chrome						
black crinkle powder coat base plate,		36 DIA - 36D	\$1520	1511	1534	N/A	1719	1719	2534
chrome column		30x30 - 3030	\$1419	N/A	1433	N/A	1396	1396	2087
H 29		Laminate Top	Chrome						
 Round	 Square	36 DIA - 36D	\$ N/A	1570	1592	1580	1796	1796	1976
36 DIA	30 x 30	30x30 - 3030	\$N/A	N/A	1399	1385	1320	1320	1889
The V4 edge is not available in square top sizes.									





OPTIONAL CONTRASTING BASE RING	LIST PRICE
	\$78



Optional contrasting base ring can be specified in 7 powder coat finishes or chrome.

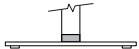
TO SPECIFY: Please refer to pages 6–8 for complete specifying information.
Specify all products by their product code.



M2 PEDESTAL TABLE	MODEL	TOP SIZE/CODE	LIST PRICE/EDGE CODES:	V2	V4	V5	V6	W1	W2	W4
medium circle base, white or sterling powder coat base plate, powder coat column	M2CMB-P-P	Wood Top	Powder Coat							
		36 DIA - 36D		\$1445	1435	1457	N/A	1757	1757	2571
		30x30 - 3030		\$1383	N/A	1397	N/A	1360	1360	2049
H 29		Laminate Top	Powder Coat							
 Round 36 DIA	 Square 30 x 30	36 DIA - 36D		\$ N/A	1491	1515	1502	1786	1786	1964
		30x30 - 3030		\$N/A	N/A	1433	1419	1310	1310	1878
The V4 edge is not available in square top sizes.										



M2 PEDESTAL TABLE	MODEL	TOP SIZE/CODE	LIST PRICE/EDGE CODES:	V2	V4	V5	V6	W1	W2	W4
medium circle base, white or sterling powder coat base plate, chrome column	M2CMB-C-P	Wood Top	Chrome							
		36 DIA - 36D		\$1712	1703	1725	N/A	1911	1911	2726
		30x30 - 3030		\$1611	N/A	1624	N/A	1587	1587	2278
H 29		Laminate Top	Chrome							
 Round 36 DIA	 Square 30 x 30	36 DIA - 36D		\$ N/A	1761	1785	1772	1989	1989	2167
		30x30 - 3030		\$N/A	N/A	1590	1577	1513	1513	2081
The V4 edge is not available in square top sizes.										





OPTIONAL CONTRASTING BASE RING	LIST PRICE
	\$78

Optional contrasting base ring can be specified in 7 powder coat finishes or chrome.

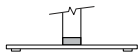
TO SPECIFY: Please refer to pages 6–8 for complete specifying information.
Specify all products by their product code.


M2 PEDESTAL TABLE

M2 PEDESTAL TABLE		MODEL	TOP SIZE/CODE	LIST PRICE/EDGE CODES:	V2	V4	V5	V6	W1	W2	W4
large circle base, black crinkle powder coat base plate, powder coat column H 29		M2CLB-P-B	Wood Top	Powder Coat							
			42 DIA - 42D		\$1651	1641	1664	N/A	2247	2247	3072
			36x36 - 3636		\$1632	N/A	1644	N/A	1876	1876	2689
			Laminate Top	Powder Coat							
Round	Square		42 DIA - 42D		\$ N/A	1649	1672	1658	1904	1904	2308
42 DIA	36 x 36		36x36 - 3636		\$ N/A	N/A	1584	1571	1855	1855	1990
The V4 edge is not available in square top sizes.											


M2 PEDESTAL TABLE



M2 PEDESTAL TABLE		MODEL	TOP SIZE/CODE	LIST PRICE/EDGE CODES:	V2	V4	V5	V6	W1	W2	W4
large circle base, black crinkle powder coat base plate, chrome column H 29		M2CLB-C-B	Wood Top	Chrome							
			42 DIA - 42D		\$1756	1746	1770	N/A	2273	2273	3113
			36x36 - 3636		\$1738	N/A	1751	N/A	1911	1911	2731
<div><div></div><div></div></div> <div>RoundSquare</div> <div>42 DIA36 x 36</div>			Laminate Top	Chrome							
			42 DIA - 42D		\$ N/A	1731	1754	1741	1993	1993	2397
			36x36 - 3636		\$ N/A	N/A	1740	1726	1944	1944	2079
			The V4 edge is not available in square top sizes.								

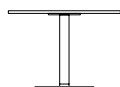

OPTIONAL CONTRASTING BASE RING
LIST PRICE
\$78



Optional contrasting base ring can be specified in 7 powder coat finishes or chrome.

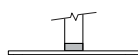
TO SPECIFY: Please refer to pages 6–8 for complete specifying information.
Specify all products by their product code.



M2 PEDESTAL TABLE		MODEL	TOP SIZE/CODE	LIST PRICE/EDGE CODES: V2V4V5V6W1W2W4							
large circle base, white or sterling powder coat base plate, powder coat column H 29		M2CLB-P-P	Wood Top	Powder Coat							
			42 DIA - 42D		\$1728	1719	1742	N/A	2326	2326	3151
			36x36 - 3636		\$1709	N/A	1722	N/A	1954	1954	2768
			Laminate Top	Powder Coat							
Round	Square		42 DIA - 42D		\$ N/A	1726	1750	1737	1982	1982	2385
42 DIA	36 x 36		36x36 - 3636		\$ N/A	N/A	1661	1649	1933	1933	2068
The V4 edge is not available in square top sizes.											



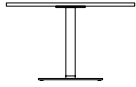
M2 PEDESTAL TABLE		MODEL	TOP SIZE/CODE	LIST PRICE/EDGE CODES:	V2	V4	V5	V6	W1	W2	W4
large circle base, white or sterling powder coat base plate, chrome column H 29		M2CLB-C-P	Wood Top	Chrome							
			42 DIA - 42D		\$1948	1938	1961	N/A	2465	2465	3305
			36x36 - 3636		\$1929	N/A	1943	N/A	2103	2103	2922
			Laminate Top	Chrome							
			42 DIA - 42D		\$ N/A	1923	1946	1933	2185	2185	2588
			36x36 - 3636		\$ N/A	N/A	1931	1919	2136	2136	2271
Round	Square		The V4 edge is not available in square top sizes.								
42 DIA	36 x 36										



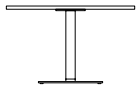

OPTIONAL CONTRASTING BASE RING	LIST PRICE
	\$78



Optional contrasting base ring can be specified in 7 powder coat finishes or chrome.

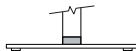
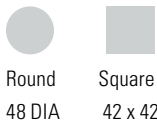
TO SPECIFY: Please refer to pages 6–8 for complete specifying information.
Specify all products by their product code.



M2 PEDESTAL TABLE		MODEL	TOP SIZE/CODE	LIST PRICE/EDGE CODES: V2V4V5V6W1W2W4							
extra large circle base, black crinkle powder coat base plate, powder coat column H 29		M2CXLB-P-B	Wood Top	Powder Coat							
			48 DIA - 48D	\$1870	1860	1884	N/A	2265	2265	3651	
			42x42 - 4242	\$1657	N/A	1671	N/A	2251	2251	3413	
<div><div></div><div></div></div> <div>RoundSquare</div> <div>48 DIA42 x 42</div>			Laminate Top	Powder Coat							
			48 DIA - 48D	\$ N/A	1678	1702	1688	2293	2293	2533	
		42x42 - 4242	\$ N/A	N/A	1690	1677	1995	1995	2454		
			The V4 edge is not available in square top sizes.								



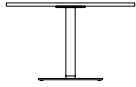
M2 PEDESTAL TABLE		MODEL	TOP SIZE/CODE	LIST PRICE/EDGE CODES:	V2	V4	V5	V6	W1	W2	W4
extra large circle base,		M2CXLB-C-B	Wood Top	Chrome							
black crinkle powder coat base plate,			48 DIA - 48D		\$1976	1965	1989	N/A	2291	2291	3693
chrome column			42x42 - 4242		\$1762	N/A	1776	N/A	2276	2276	3455
H 29											
			Laminate Top	Chrome							
			48 DIA - 48D		\$ N/A	1760	1784	1771	2381	2381	2621
Round	Square		42x42 - 4242		\$N/A	N/A	1773	1759	2085	2085	2544
48 DIA	42 x 42		The V4 edge is not available in square top sizes.								




OPTIONAL CONTRASTING BASE RING	LIST PRICE
	\$78

Optional contrasting base ring can be specified in 7 powder coat finishes or chrome.

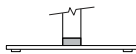

TO SPECIFY: Please refer to pages 6–8 for complete specifying information.
Specify all products by their product code.



M2 PEDESTAL TABLE		MODEL	TOP SIZE/CODE	LIST PRICE/EDGE CODES: V2V4V5V6W1W2W4							
extra large circle base, white or sterling powder coat base plate, powder coat column H 29		M2CXLB-P-P	Wood Top	Powder Coat							
			48 DIA - 48D	\$1948	1938	1961	N/A	2343	2343	3730	
			42x42 - 4242	\$1736	N/A	1749	N/A	2329	2329	3492	
<div><div></div><div></div></div> <div>RoundSquare</div> <div>48 DIA42 x 42</div>		M2CXLB-P-P	Laminate Top	Powder Coat							
			48 DIA - 48D	\$N/A	1756	1779	1766	2370	2370	2611	
			42x42 - 4242	\$N/A	N/A	1769	1755	2073	2073	2533	
			The V4 edge is not available in square top sizes.								




M2 PEDESTAL TABLE		MODEL	TOP SIZE/CODE	LIST PRICE/EDGE CODES: V2V4V5V6W1W2W4							
extra large circle base, white or sterling powder coat base plate, chrome column H 29		M2CXLB-C-P	Wood Top	Chrome							
			48 DIA - 48D	\$2167	2158	2181	N/A	2482	2482	3884	
			42x42 - 4242	\$1955	N/A	1968	N/A	2468	2468	3646	
<div><div></div><div></div></div> <div>RoundSquare</div> <div>48 DIA42 x 42</div>		M2CXLB-C-P	Laminate Top	Chrome							
			48 DIA - 48D	\$N/A	1953	1976	1962	2573	2573	2814	
			42x42 - 4242	\$N/A	N/A	1964	1952	2276	2276	2736	
			The V4 edge is not available in square top sizes.								




OPTIONAL CONTRASTING BASE RING	LIST PRICE
	\$78
Optional contrasting base ring can be specified in 7 powder coat finishes or chrome.	

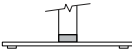
TO SPECIFY: Please refer to pages 6–8 for complete specifying information.
Specify all products by their product code.



M2 PEDESTAL TABLE	MODEL	TOP SIZE/CODE	LIST PRICE/EDGE CODES:	V2	V5	V6	W1	W2	W4
extra-extra large circle base, black crinkle powder coat base plate, powder coat column H 29	M2CXXLB-P-B	Wood Top	Powder Coat						
		48x48 - 4848		\$1883	1780	N/A	2292	2292	3693
 Square 48 x 48		Laminate Top	Powder Coat						
		48x48 - 4848		\$ N/A	1620	1712	2440	2440	2680



M2 PEDESTAL TABLE	MODEL	TOP SIZE/CODE	LIST PRICE/EDGE CODES:	V2	V5	V6	W1	W2	W4
extra-extra large circle base, black crinkle powder coat base plate, chrome column H 29	M2CXXLB-C-B	Wood Top	Chrome						
		48x48 - 4848		\$1988	1879	N/A	2316	2316	3733
 Square 48 x 48		Laminate Top	Chrome						
		48x48 - 4848		\$ N/A	1697	1794	2529	2529	2769




OPTIONAL CONTRASTING BASE RING	LIST PRICE
	\$78


Optional contrasting base ring can be specified in 7 powder coat finishes or chrome.

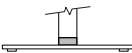
TO SPECIFY: Please refer to pages 6–8 for complete specifying information.
Specify all products by their product code.



M2 PEDESTAL TABLE	MODEL	TOP SIZE/CODE	LIST PRICE/EDGE CODES:	V2	V5	V6	W1	W2	W4
extra-extra large circle base, white or sterling powder coat base plate, powder coat column H 29  Square 48 x 48	M2CXXLB-P-P	Wood Top	Powder Coat						
		48x48 - 4848		\$1960	1853	N/A	2369	2369	3770
		Laminate Top	Powder Coat						
		48x48 - 4848		\$ N/A	1693	1790	2517	2517	2757



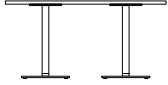
M2 PEDESTAL TABLE	MODEL	TOP SIZE/CODE	LIST PRICE/EDGE CODES:	V2	V5	V6	W1	W2	W4
extra-extra large circle base, white or sterling powder coat base plate, chrome column H 29  Square 48 x 48	M2CXXLB-C-P	Wood Top	Chrome						
		48x48 - 4848		\$2179	2059	N/A	2509	2509	3925
		Laminate Top	Chrome						
		48x48 - 4848		\$ N/A	1999	1987	2720	2720	2960




OPTIONAL CONTRASTING BASE RING	LIST PRICE
	\$78

Optional contrasting base ring can be specified in 7 powder coat finishes or chrome.

TO SPECIFY: Please refer to pages 6–8 for complete specifying information. Specify all products by their product code.



M2 PEDESTAL TABLE	MODEL	TOP SIZE/CODE	LIST PRICE/EDGE CODES:	V2	V6	W1	W2	W4
tandem circle base, black crinkle powder coat base plate, powder coat column H 29	M2TCB-P-B	Wood Top	Powder Coat					
		30x60 - 3060		\$2329	N/A	2620	2620	3404
		36x72 - 3672		\$2758	N/A	3266	3266	4069
		42x84 - 4284		\$2923	N/A	3469	3469	4659
		48x96 - 4896		\$3378	N/A	3571	3571	5364
Rectangle		Laminate Top	Powder Coat					
30 x 60		30x60 - 3060		\$N/A	2107	2324	2324	2883
36 x 72		36x72 - 3672		\$N/A	2454	2746	2746	3660
42 x 84		42x84 - 4284		\$N/A	2948	3407	3407	4146
48 x 96		48x96 - 4896		\$N/A	3052	3509	3509	4269



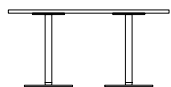
M2 PEDESTAL TABLE	MODEL	TOP SIZE/CODE	LIST PRICE/EDGE CODES:	V2	V6	W1	W2	W4
tandem circle base, black crinkle powder coat base plate, chrome column H 29	M2TCB-C-B	Wood Top	Chrome					
		30x60 - 3060		\$2485	N/A	2779	2779	3562
		36x72 - 3672		\$2915	N/A	3422	3422	4223
		42x84 - 4284		\$3103	N/A	3649	3649	4840
		48x96 - 4896		\$3560	N/A	3751	3751	5546
Rectangle		Laminate Top	Chrome					
30 x 60		30x60 - 3060		\$N/A	2263	2480	2480	3040
36 x 72		36x72 - 3672		\$N/A	2611	2903	2903	3815
42 x 84		42x84 - 4284		\$N/A	3127	3587	3587	4326
48 x 96		48x96 - 4896		\$N/A	3230	3689	3689	4451



OPTIONAL CONTRASTING BASE RINGS FOR TANDEM BASE TABLES	LIST PRICE
	\$158

Optional contrasting base rings can be specified in 7 powder coat finishes or chrome.

TO SPECIFY: Please refer to pages 6–8 for complete specifying information.
Specify all products by their product code.



M2 PEDESTAL TABLE	MODEL	TOP SIZE/CODE	LIST PRICE/EDGE CODES:	V2	V6	W1	W2	W4
tandem circle base, white or sterling powder coat base plate, powder coat column H 29	M2TCB-P-P	Wood Top	Powder Coat					
		30x60 - 3060		\$2407	N/A	2699	2699	3481
		36x72 - 3672		\$2837	N/A	3343	3343	4147
		42x84 - 4284		\$3001	N/A	3546	3546	4737
		48x96 -4896		\$3457	N/A	3648	3648	5441
Rectangle		Laminate Top	Powder Coat					
30 x 60		30x60 - 3060		\$ N/A	2185	2401	2401	2960
36 x 72		36x72 - 3672		\$N/A	2533	2823	2823	3737
42 x 84		42x84 - 4284		\$ N/A	3025	3486	3486	4223
48 x 96		48x96 -4896		\$N/A	3129	3587	3587	4348



M2 PEDESTAL TABLE	MODEL	TOP SIZE/CODE	LIST PRICE/EDGE CODES:	V2	V6	W1	W2	W4
tandem circle base, white or sterling powder coat base plate, chrome column H 29	M2TCB-C-P	Wood Top	Chrome					
		30x60 - 3060		\$2678	N/A	2971	2971	3753
		36x72 - 3672		\$3106	N/A	3613	3613	4416
		42x84 - 4284		\$3295	N/A	3842	3842	5032
		48x96 -4896		\$3751	N/A	3944	3944	5737
Rectangle		Laminate Top	Chrome					
30 x 60		30x60 - 3060		\$N/A	2454	2672	2672	3231
36 x 72		36x72 - 3672		\$ N/A	2803	3094	3094	4007
42 x 84		42x84 - 4284		\$ N/A	3320	3779	3779	4519
48 x 96		48x96 -4896		\$N/A	3423	3881	3881	4642



OPTIONAL CONTRASTING BASE RINGS FOR TANDEM BASE TABLES


LIST PRICE

\$158


Optional contrasting base rings can be specified in 7 powder coat finishes or chrome.

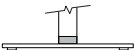
TO SPECIFY: Please refer to pages 6–8 for complete specifying information.
Specify all products by their product code.



M2 PEDESTAL TABLE	MODEL	TOP SIZE/CODE	LIST PRICE/EDGE CODES:	V2	V4	V5	V6	W1	W2	W4
extra small circle bar base, black crinkle powder coat base plate, powder coat column H 42  Round 24 DIA	M2CXSBP-P-B	Wood Top	Powder Coat							
		24 DIA - 24D		\$999	990	1012	N/A	1082	1082	1571
		Laminate Top	Powder Coat							
		24 DIA - 24D		\$ N/A	966	990	976	1016	1016	1505



M2 PEDESTAL TABLE	MODEL	TOP SIZE/CODE	LIST PRICE/EDGE CODES:	V2	V4	V5	V6	W1	W2	W4
extra small circle bar base, black crinkle powder coat base plate, chrome column H 42  Round 24 DIA	M2CXSBP-C-B	Wood Top	Chrome							
		24 DIA - 24D		\$1098	1088	1111	N/A	1180	1180	1670
		Laminate Top	Chrome							
		24 DIA - 24D		\$ N/A	1066	1090	1076	1115	1115	1599




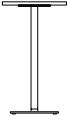
OPTIONAL CONTRASTING BASE RING	LIST PRICE
	\$78


Optional contrasting base ring can be specified in 7 powder coat finishes or chrome.

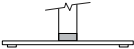
TO SPECIFY: Please refer to pages 6–8 for complete specifying information.
Specify all products by their product code.



M2 PEDESTAL TABLE	MODEL	TOP SIZE/CODE	LIST PRICE/EDGE CODES:	V2	V4	V5	V6	W1	W2	W4
extra small circle bar base, white or sterling powder coat base plate, powder coat column H 42  Round 24 DIA	M2CXSBP-P	Wood Top	Powder Coat							
		24 DIA - 24D		\$1077	1067	1091	N/A	1160	1160	1649
		Laminate Top	Powder Coat							
		24 DIA - 24D		\$ N/A	1044	1067	1054	1094	1094	1583

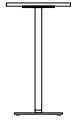


M2 PEDESTAL TABLE	MODEL	TOP SIZE/CODE	LIST PRICE/EDGE CODES:	V2	V4	V5	V6	W1	W2	W4
extra small circle bar base, white or sterling powder coat base plate, chrome coat column H 42  Round 24 DIA	M2CXSBP-C	Wood Top	Chrome							
		24 DIA - 24D		\$1290	1280	1303	N/A	1372	1372	1861
		Laminate Top	Chrome							
		24 DIA - 24D		\$ N/A	1259	1281	1268	1307	1307	1790

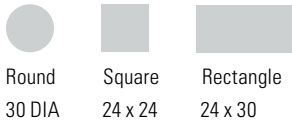


OPTIONAL CONTRASTING BASE RING	LIST PRICE
	\$78
Optional contrasting base ring can be specified in 7 powder coat finishes or chrome.	

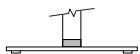
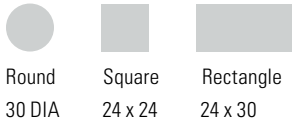
TO SPECIFY: Please refer to pages 6–8 for complete specifying information.
Specify all products by their product code.



M2 PEDESTAL TABLE	MODEL	TOP SIZE/CODE	LIST PRICE/EDGE CODES:	V2	V4	V5	V6	W1	W2	W4
small circle bar base, black crinkle powder coat base plate, powder coat column H 42	M2CSBB-P-B	Wood Top	Powder Coat							
		30 DIA - 30D		\$1186	1176	1199	N/A	1182	1182	1873
		24x24 - 2424		\$1059	N/A	1072	N/A	1142	1142	1632
		24x30 - 2430		\$1133	N/A	1146	N/A	1163	1163	1811
		Laminate Top	Powder Coat							
		30 DIA - 30D		\$ N/A	1196	1218	1205	1180	1180	1749
		24x24 - 2424		\$ N/A	N/A	1050	1036	1103	1103	1582
		24x30 - 2430		\$N/A	N/A	1108	1095	1122	1122	1674
The V4 edge is not available in square or rectangle top sizes.										



M2 PEDESTAL TABLE	MODEL	TOP SIZE/CODE	LIST PRICE/EDGE CODES:	V2	V4	V5	V6	W1	W2	W4
small circle bar base, black crinkle powder coat base plate, chrome column H 42	M2CSBB-C-B	Wood Top	Chrome							
		30 DIA - 30D		\$1306	1297	1319	N/A	1281	1281	1972
		24x24 - 2424		\$1158	N/A	1170	N/A	1241	1241	1730
		24x30 - 2430		\$1251	N/A	1265	N/A	1262	1262	1910
		Laminate Top	Chrome							
		30 DIA - 30D		\$ N/A	1239	1263	1249	1269	1269	1838
		24x24 - 2424		\$ N/A	N/A	1138	1126	1193	1193	1675
		24x30 - 2430		\$ N/A	N/A	1205	1193	1148	1148	1762
The V4 edge is not available in square or rectangle top sizes.										






OPTIONAL CONTRASTING BASE RING	LIST PRICE
	\$78

Optional contrasting base ring can be specified in 7 powder coat finishes or chrome.




TO SPECIFY: Please refer to pages 6–8 for complete specifying information.
Specify all products by their product code.


M2 PEDESTAL TABLE

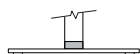
	MODEL	TOP SIZE/CODE	LIST PRICE/EDGE CODES:	V2	V4	V5	V6	W1	W2	W4
small circle bar base, white or sterling powder coat base plate, powder coat column H 42	M2CSBB-P-P	Wood Top	Powder Coat							
		30 DIA - 30D		\$1264	1254	1277	N/A	1261	1261	1951
		24x24 - 2424		\$1136	N/A	1149	N/A	1220	1220	1709
		24x30 - 2430		\$1211	N/A	1225	N/A	1241	1241	1889
 Round 30 DIA  Square 24 x 24  Rectangle 24 x 30		Laminate Top	Powder Coat							
		30 DIA - 30D		\$N/A	1273	1297	1283	1259	1259	1826
		24x24 - 2424		\$ N/A	N/A	1128	1114	1181	1181	1659
		24x30 - 2430		\$ N/A	N/A	1186	1172	1200	1200	1752

The V4 edge is not available in square or rectangle top sizes.


M2 PEDESTAL TABLE

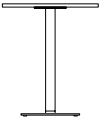
	MODEL	TOP SIZE/CODE	LIST PRICE/EDGE CODES:	V2	V4	V5	V6	W1	W2	W4
small circle bar base, white or sterling powder coat base plate, chrome column H 42	M2CSBB-C-P	Wood Top	Chrome							
		30 DIA - 30D		\$1499	1488	1512	N/A	1473	1473	2164
		24x24 - 2424		\$1349	N/A	1363	N/A	1433	1433	1922
		24x30 - 2430		\$1444	N/A	1456	N/A	1453	1453	2102
 Round 30 DIA  Square 24 x 24  Rectangle 24 x 30		Laminate Top	Chrome							
		30 DIA - 30D		\$N/A	1432	1454	1441	1462	1462	2029
		24x24 - 2424		\$ N/A	N/A	1331	1317	1384	1384	1867
		24x30 - 2430		\$ N/A	N/A	1398	1384	1340	1340	1955


The V4 edge is not available in square or rectangle top sizes.

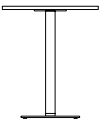

OPTIONAL CONTRASTING BASE RING
LIST PRICE
\$78


Optional contrasting base ring can be specified in 7 powder coat finishes or chrome.

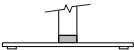
TO SPECIFY: Please refer to pages 6–8 for complete specifying information.
Specify all products by their product code.



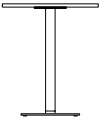
M2 PEDESTAL TABLE	MODEL	TOP SIZE/CODE	LIST PRICE/EDGE CODES:	V2	V5	V6	W1	W2	W4
medium circle bar base, powder coat column, powder coat plate H 42  Square 30 x 30	M2CMBB-P-P	Wood Top							
		30X30 - 3030		\$1311	1324	N/A	1285	1285	1987
		Laminate Top							
		30X30 - 3030		\$ N/A	1363	1349	1370	1370	1892
		The V4 edge is not available in square top sizes.							




M2 PEDESTAL TABLE	MODEL	TOP SIZE/CODE	LIST PRICE/EDGE CODES:	V2	V5	V6	W1	W2	W4
medium circle bar base, chrome column, powder coat plate H 42  Square 30 x 30	M2CMBB-C-P	Wood Top							
		30X30 - 3030		\$1431	1444	N/A	1411	1411	2102
		Laminate Top							
		30X30 - 3030		\$ N/A	1406	1394	1413	1413	1981
		The V4 edge is not available in square top sizes.							



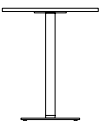
OPTIONAL CONTRASTING BASE RING	LIST PRICE
	\$78
Optional contrasting base ring can be specified in 7 powder coat finishes or chrome.	




M2 PEDESTAL TABLE	MODEL	TOP SIZE/CODE	LIST PRICE/EDGE CODES:	V2	V5	V6	W1	W2	W4
<div>medium circle bar base, powder coat column, powder coat plate H 42</div> <div></div> <div>Square 30 x 30</div>	M2CMBB-P-P	Wood Top							
		30X30 - 3030		\$1311	1324	N/A	1285	1285	1987
		Laminate Top							
		30X30 - 3030		\$ N/A	1363	1349	1370	1370	1892
		The V4 edge is not available in square top sizes.							



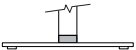
Square
30 x 30



M2 PEDESTAL TABLE	MODEL	TOP SIZE/CODE	LIST PRICE/EDGE CODES:	V2	V5	V6	W1	W2	W4
medium circle bar base, chrome column, powder coat plate H 42 	M2CMBB-C-P	Wood Top							
		30X30 - 3030		\$1431	1444	N/A	1411	1411	2102
		Laminate Top							
		30X30 - 3030		\$ N/A	1406	1394	1413	1413	1981
Square 30 x 30		The V4 edge is not available in square top sizes.							



Square
30 x 30



OPTIONAL CONTRASTING BASE RING	LIST PRICE
	\$78
Optional contrasting base ring can be specified in 7 powder coat finishes or chrome.	

TO SPECIFY: Please refer to pages 6–8 for complete specifying information.
Specify all products by their product code.



Marquette Chair

2016 Price List

Pricing effective 03/21/16

2016 MARQUETTE CHAIR PRICE LIST

MARQUETTE CHAIR: TABLE OF CONTENTS	MQ2
MARQUETTE CHAIR SPECIFICATION INFORMATION.....	MQ3
MARQUETTE CHAIR SPECIFICATION EXAMPLE	MQ4
MARQUETTE STACKING SIDE CHAIR, SLED BASE, LINEAR SHELL	MQ5
MARQUETTE STACKING SIDE CHAIR, SLED BASE, ARC SHELL	MQ6
MARQUETTE STACKING SIDE CHAIR, 4-LEG BASE, LINEAR SHELL	MQ7
MARQUETTE STACKING SIDE CHAIR, 4-LEG BASE, ARC SHELL	MQ8
MARQUETTE ARM CHAIR, SLED BASE, LINEAR SHELL.....	MQ9
MARQUETTE ARM CHAIR, SLED BASE, ARC SHELL	MQ10
MARQUETTE COUNTER CHAIR, SLED BASE, LINEAR SHELL	MQ11
MARQUETTE COUNTER CHAIR, SLED BASE, ARC SHELL	MQ12
MARQUETTE COUNTER CHAIR, 4-LEG BASE, LINEAR SHELL	MQ13
MARQUETTE COUNTER CHAIR, 4-LEG BASE, ARC SHELL	MQ14
MARQUETTE BAR CHAIR, SLED BASE, LINEAR SHELL	MQ15
MARQUETTE BAR CHAIR, SLED BASE, ARC SHELL	MQ16
MARQUETTE BAR CHAIR, 4-LEG BASE, LINEAR SHELL.....	MQ17
MARQUETTE BAR CHAIR, 4-LEG BASE, ARC SHELL	MQ18
LITTLE MARQUETTE SIDE CHAIR	MQ19
MARQUETTE TRANSPORT/STACKING DOLLY	MQ20

CHAIR MODEL



SLED BASE:

DESCRIPTION	CODE
Marquette side chair	MQS
Marquette side chair, upholstered seat	MQSU
Marquette arm chair	MQA
Marquette arm chair, upholstered seat	MQAU
Marquette counter chair	MQC
Marquette counter chair, upholstered seat	MQCU
Marquette bar chair	MQB
Marquette bar chair, upholstered seat	MQBU
Little Marquette chair	ML














4-LEG BASE:

DESCRIPTION	CODE
Marquette side chair	MQS4
Marquette side chair, upholstered seat	MQS4U
Marquette counter chair	MQC4
Marquette counter chair, upholstered seat	MQC4U
Marquette stacking counter chair	MQCS4
Marquette stacking counter chair, upholstered seat	MQCS4U
Marquette bar chair	MQB4
Marquette bar chair, upholstered seat	MQB4U
Marquette stacking bar chair	MQBS4
Marquette stacking bar chair, upholstered seat	MQBS4U

SHELL STYLE

SHELL	CODE	SHELL	CODE
Linear	L	Arc	A
			

BACK CUT OUT

LINEAR CUT OUTS	CODE	ARC CUT OUTS	CODE
Plain back	1	Plain back	1
Circle 	2	Circle 	2
Diamond 	4	Diamond 	4
Grid 	5	Grid 	5
Perforated . . .	3	Slotted 	6
Dots 	10	Dots 	10
Squares 	11	Reeds 	13
Reeds 	13	Mosaic 	15
Custom cut out	00	Custom cut out	00

SHELL AND ARM CAP FINISH

LELAND COLOURS I & II (Click to view)

CUSTOM Specify Custom (01)

*Please note that Marquette Chair is NOT AVAILABLE in the following finishes:
Natural Walnut (08), Natural Beech (09), Natural White Oak (12)

FRAME FINISH

DESCRIPTION	CODE
Black	B
Chrome (not available on Little Marquette chair)	C
Sterling (not available on Adult Marquette chair)	ST

UPHOLSTERY SELECTION

Please refer to Leland Textile Program which features textiles and leathers from the following partners:

Brentano
Camira
Carnegie
CF Stinson
Green Hides
Maharam
Unika Vaev

The complete grade list can be found at lelandinternational.com/textile-partners or you can specify COM/COL. Due to the design of this product, it is recommended that all non pre-approved textile be tested for compatibility.

GLIDE TYPE

STANDARD:

DESCRIPTION	CODE
Poly (Sled base)	S
Nylon (4-Leg base)	S

OPTIONAL:

DESCRIPTION	CODE
Felt	FC
Floor Saver™ (for VCT type floors) (4-Leg base only)	FS
Metal (4-Leg base only)	M
Rubber (4-Leg base only)	R

Please note that optional glides for 4-leg models raise the chair height .5 inch

SPECIFICATIONS REQUIRED TO CREATE THE PRODUCT CODE

- Model
- Shell Style
- Back Cut Out
- Shell Finish
- Frame Finish
- Upholstery selection (when applicable)
- Arm Cap Finish (when applicable)
- Glide Type

M	Q	S	U	-	L	-	5	-	1	1	-	C	-	K	-	S	
MODEL					SHELL STYLE		BACK CUT OUT		SHELL FINISH			FRAME FINISH		UPHOLSTERY (WHEN APPLICABLE)			ARM CAP FINISH (WHEN APPLICABLE) GLIDE TYPE

[illegible]

Marquette Side Chair,
Upholstered Seat, Sled Base (MQSU)

SHELL STYLE

Linear (L)

BACK CUT OUT

Grid (5)

SHELL FINISH

Natural (11)

FRAME FINISH

Chrome (C)


UPHOLSTERY

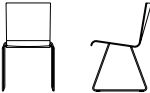
When applicable:

Upholstery—Enter Leland textile code or COM/COL

ARM CAP FINISH

When applicable, enter
Leland Colours I & II code





MARQUETTE SIDE CHAIR	MODEL		LIST PRICE
sled base, linear shell	MQS-L	Black Frame	\$353
W 19.75 D 21 H 34 SH 18.5		Chrome Frame	\$394
Optional Glides: Add \$6.00 net per chair for a set of four (4).			



MARQUETTE SIDE CHAIR	MODEL	LIST PRICE/GRADE	COM/COL	A	B	C	D	E	F	G	H	I	J	K	L
sled base, linear shell	MQSU-L	Black Frame	\$421	442	452	462	472	482	492	502	512	522	532	542	552
upholstered seat		Chrome Frame	\$462	483	493	503	513	523	533	543	553	563	573	583	593
W 19.75 D 21 H 34 SH 18.75	COM Yardage: 1, 2 or 3 seats:.75 yard; 4, 5 or 6 seats: 1.25 yards														
Contact Leland Customer Service for yardage requirements on textiles with repeats.															
For COL requirements please contact Leland Customer Experience.															

TO SPECIFY: Please refer to pages 3–5 for complete specifying information.
Specify all products by their product code.



MARQUETTE SIDE CHAIR	MODEL		LIST PRICE
sled base, arc shell	MQS-A	Black Frame	\$353
W 19.75 D 21 H 34 SH 18.5		Chrome Frame	\$394
Optional Glides: Add \$6.00 net per chair for a set of four (4).			



MARQUETTE SIDE CHAIR	MODEL	LIST PRICE/GRADE	COM/COL	A	B	C	D	E	F	G	H	I	J	K	L
sled base, arc shell	MQSU-A	Black Frame	\$421	442	452	462	472	482	492	502	512	522	532	542	552
upholstered seat		Chrome Frame	\$462	483	493	503	513	523	533	543	553	563	573	583	593
W 19.75 D 21 H 34 SH 18.75		COM Yardage: 1, 2 or 3 seats:.75 yard; 4, 5 or 6 seats: 1.25 yards													
Contact Leland Customer Service for yardage requirements on textiles with repeats.															
For COL requirements please contact Leland Customer Experience.															

TO SPECIFY: Please refer to pages 3–5 for complete specifying information.
Specify all products by their product code.



MARQUETTE SIDE CHAIR	MODEL		LIST PRICE
4-leg base, linear shell W 19.75 D 21 H 34 SH 18.5	MQS4-L	Black Frame	\$384
		Chrome Frame	\$430
		Optional Glides: Add \$6.00 net per chair for a set of four (4). Optional Glides raise chair height .5 inch.	



MARQUETTE SIDE CHAIR	MODEL	LIST PRICE/GRADE	COM/COL	A	B	C	D	E	F	G	H	I	J	K	L
4-leg base, linear shell upholstered seat W 19.75 D 21 H 34 SH 18.75	MQS4U-L	Black Frame	\$452	473	483	493	503	513	523	533	543	553	563	573	583
		Chrome Frame	\$499	520	530	540	550	560	570	580	590	600	610	620	630
COM Yardage: 1, 2 or 3 seats:.75 yard; 4, 5 or 6 seats: 1.25 yards															
Contact Leland Customer Service for yardage requirements on textiles with repeats.															
For COL requirements please contact Leland Customer Experience.															

TO SPECIFY: Please refer to pages 3–5 for complete specifying information.
Specify all products by their product code.

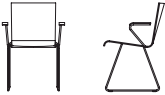


MARQUETTE SIDE CHAIR	MODEL		LIST PRICE
4-leg base, arc shell	MQS4-A	Black Frame	\$384
W 19.75 D 21 H 34 SH 18.5		Chrome Frame	\$430
Optional Glides: Add \$6.00 net per chair for a set of four (4). Optional Glides raise chair height .5 inch.			

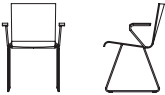


MARQUETTE SIDE CHAIR	MODEL	LIST PRICE/GRADE	COM/COL	A	B	C	D	E	F	G	H	I	J	K	L
4-leg base, arc shell	MQS4U-A	Black Frame	\$452	473	483	493	503	513	523	533	543	553	563	573	583
upholstered seat		Chrome Frame	\$499	520	530	540	550	560	570	580	590	600	610	620	630
W 19.75 D 21 H 34 SH 18.75	COM Yardage: 1, 2 or 3 seats:.75 yard; 4, 5 or 6 seats: 1.25 yards														
Contact Leland Customer Service for yardage requirements on textiles with repeats.															
For COL requirements please contact Leland Customer Experience.															

TO SPECIFY: Please refer to pages 3–5 for complete specifying information.
Specify all products by their product code.

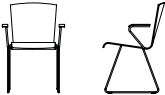


MARQUETTE ARM CHAIR	MODEL		LIST PRICE
sled base, linear shell	MQA-L	Black Frame	\$587
W 22.5 D 21 H 34 SH 18.5 AH 25.5		Chrome Frame	\$664
Optional Glides: Add \$6.00 net per chair for a set of four (4).			

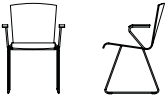


MARQUETTE ARM CHAIR						MODEL	LIST PRICE/GRADE	COM/COL	A	B	C	D	E	F	G	H	I	J	K	L
sled base, linear shell						MQAU-L	Black Frame	\$661	682	692	702	712	722	732	742	752	762	772	782	792
upholstered seat							Chrome Frame	\$ 736	757	767	777	787	797	807	817	827	837	847	857	867
W 22.5 D 21 H 34 SH 18.75 AH 25.5						COM Yardage: 1, 2 or 3 seats:.75 yard; 4, 5 or 6 seats: 1.25 yards														
Contact Leland Customer Service for yardage requirements on textiles with repeats.																				
For COL requirements please contact Leland Customer Experience.																				

TO SPECIFY: Please refer to pages 3–5 for complete specifying information.
Specify all products by their product code.

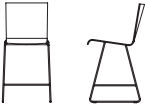


MARQUETTE ARM CHAIR	MODEL		LIST PRICE
sled base, arc shell	MQA-A	Black Frame	\$587
W 22.5 D 21 H 34 SH 18.5 AH 25.5		Chrome Frame	\$664
Optional Glides: Add \$6.00 net per chair for a set of four (4).			

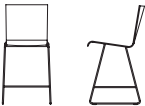


MARQUETTE ARM CHAIR	MODEL	LIST PRICE/GRADE	COM/COL	A	B	C	D	E	F	G	H	I	J	K	L
sled base, arc shell	MQAU-A	Black Frame	\$661	682	692	702	712	722	732	742	752	762	772	782	792
upholstered seat		Chrome Frame	\$ 736	757	767	777	787	797	807	817	827	837	847	857	867
W 22.5 D 21 H 34 SH 18.75 AH 25.5		COM Yardage: 1, 2 or 3 seats:.75 yard; 4, 5 or 6 seats: 1.25 yards													
Contact Leland Customer Service for yardage requirements on textiles with repeats.															
For COL requirements please contact Leland Customer Experience.															

TO SPECIFY: Please refer to pages 3–5 for complete specifying information.
Specify all products by their product code.




MARQUETTE COUNTER CHAIR	MODEL		LIST PRICE
sled base, linear shell	MQC-L	Black Frame	\$582
W 19.25 D 22.25 H 39.75 SH 25.25		Chrome Frame	\$637
Optional Glides: Add \$6.00 net per chair for a set of four (4).			




MARQUETTE COUNTER CHAIR	MODEL	LIST PRICE/GRADE	COM/COL	A	B	C	D	E	F	G	H	I	J	K	L
sled base, linear shell	MQCU-L	Black Frame	\$656	677	687	697	707	717	727	737	747	757	767	777	787
upholstered seat		Chrome Frame	\$711	732	742	752	762	772	782	792	802	812	822	832	842
W 19.25 D 22.25 H 39.75 SH 25.5		COM Yardage: 1 to 3 seats:.75 yard; 4 to 6 seats: 1.25 yards													
Contact Leland Customer Service for yardage requirements on textiles with repeats.															
For COL requirements please contact Leland Customer Experience.															

TO SPECIFY: Please refer to pages 3–5 for complete specifying information.
Specify all products by their product code.



MARQUETTE COUNTER CHAIR	MODEL		LIST PRICE
sled base, arc shell	MQC-A	Black Frame	\$582
W 19.25 D 22.25 H 39.75 SH 25.25		Chrome Frame	\$637
Optional Glides: Add \$6.00 net per chair for a set of four (4).			



MARQUETTE COUNTER CHAIR	MODEL	LIST PRICE/GRADE	COM/COL	A	B	C	D	E	F	G	H	I	J	K	L
sled base, arc shell	MQCU-A	Black Frame	\$656	677	687	697	707	717	727	737	747	757	767	777	787
upholstered seat		Chrome Frame	\$711	732	742	752	762	772	782	792	802	812	822	832	842
W 19.25 D 22.25 H 39.75 SH 25.5		COM Yardage: 1, 2 or 3 seats:.75 yard; 4, 5 or 6 seats: 1.25 yards													
Contact Leland Customer Service for yardage requirements on textiles with repeats.															
For COL requirements please contact Leland Customer Experience.															

TO SPECIFY: Please refer to pages 3–5 for complete specifying information.
Specify all products by their product code.



MARQUETTE COUNTER CHAIR	MODEL		LIST PRICE
4-leg base, linear shell	MQC4-L	Black Frame	\$612
W 19.25 D 22.25 H 39.75 SH 25.25		Chrome Frame	\$710
Optional Glides: Add \$6.00 net per chair for a set of four (4). Optional Glides raise chair height .5 inch.			



MARQUETTE COUNTER CHAIR	MODEL	LIST PRICE/GRADE	COM/COL	A	B	C	D	E	F	G	H	I	J	K	L
4-leg base, linear shell	MQC4U-L	Black Frame	\$686	707	717	727	737	747	757	767	777	787	797	807	817
upholstered seat		Chrome Frame	\$784	805	815	825	835	845	855	865	875	885	895	905	915
W 19.25	D 22.25	H 39.75	SH 25.5	COM Yardage: 1, 2 or 3 seats:.75 yard; 4, 5 or 6 seats: 1.25 yards											
Contact Leland Customer Service for yardage requirements on textiles with repeats.															
For COL requirements please contact Leland Customer Experience.															



MARQUETTE STACKING COUNTER CHAIR	MODEL		LIST PRICE
4-leg base, linear shell	MQCS4-L	Black Frame	\$638
W 19.25 D 22.25 H 39.75 SH 25.25		Chrome Frame	\$736
Optional Glides: Add \$6.00 net per chair for a set of four (4). Optional Glides raise chair height .5 inch.			



MARQUETTE STACKING COUNTER CHAIR				MODEL	LIST PRICE/GRADE	COM/COL	A	B	C	D	E	F	G	H	I	J	K	L
4-leg base, linear shell				MQCS4U-L	Black Frame	\$712	733	743	753	763	773	783	793	803	813	823	833	843
upholstered seat					Chrome Frame	\$810	831	841	851	861	871	881	891	901	911	921	931	941
W 19.25 D 22.25 H 39.75 SH 25.5					COM Yardage: 1, 2 or 3 seats:.75 yard; 4, 5 or 6 seats: 1.25 yards													
Contact Leland Customer Service for yardage requirements on textiles with repeats.																		
For COL requirements please contact Leland Customer Experience.																		

TO SPECIFY: Please refer to pages 3–5 for complete specifying information.
Specify all products by their product code.



MARQUETTE COUNTER CHAIR	MODEL		LIST PRICE
4-leg base, arc shell	MQC4-A	Black Frame	\$612
W 19.25 D 22.25 H 39.75 SH 25.25		Chrome Frame	\$710
Optional Glides: Add \$6.00 net per chair for a set of four (4). Optional Glides raise chair height .5 inch.			



MARQUETTE COUNTER CHAIR	MODEL	LIST PRICE/GRADE	COM/COL	A	B	C	D	E	F	G	H	I	J	K	L
4-leg base, arc shell	MQC4U-A	Black Frame	686	707	717	727	737	747	757	767	777	787	797	807	817
upholstered seat		Chrome Frame	\$784	805	815	825	835	845	855	865	875	885	895	905	915
W 19.25 D 22.25 H 39.75 SH 25.5		COM Yardage: 1, 2 or 3 seats:.75 yard; 4, 5 or 6 seats: 1.25 yards													
				Contact Leland Customer Service for yardage requirements on textiles with repeats.											
				For COL requirements please contact Leland Customer Experience.											

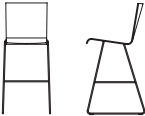


MARQUETTE STACKING COUNTER CHAIR	MODEL		LIST PRICE
4-leg base, arc shell	MQCS4-A	Black Frame	\$638
W 19.25 D 22.25 H 39.75 SH 25.25		Chrome Frame	\$736
Optional Glides: Add \$6.00 net per chair for a set of four (4). Optional Glides raise chair height .5 inch.			

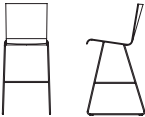


MARQUETTE STACKING COUNTER CHAIR	MODEL	LIST PRICE/GRADE	COM/COL	A	B	C	D	E	F	G	H	I	J	K	L
4-leg base, arc shell	MQCS4U-A	Black Frame	\$712	733	743	753	763	773	783	793	803	813	823	833	843
upholstered seat		Chrome Frame	\$810	831	841	851	861	871	881	891	901	911	921	931	941
W 19.25 D 22.25 H 39.75 SH 25.5		COM Yardage: 1, 2 or 3 seats:.75 yard; 4, 5 or 6 seats: 1.25 yards													
				Contact Leland Customer Service for yardage requirements on textiles with repeats.											
				For COL requirements please contact Leland Customer Experience.											

TO SPECIFY: Please refer to pages 3–5 for complete specifying information.
Specify all products by their product code.




MARQUETTE BAR CHAIR	MODEL		LIST PRICE
sled base, linear shell W 19.5 D 23 H 44 SH 30.25	MQB-L	Black Frame	\$594
		Chrome Frame	\$661
		Optional Glides: Add \$6.00 net per chair for a set of four (4).	




MARQUETTE BAR CHAIR	MODEL	LIST PRICE/GRADE	COM/COL	A	B	C	D	E	F	G	H	I	J	K	L
sled base, linear shell upholstered seat W 19.5 D 23 H 44 SH 30.5	MQBU-L	Black Frame	\$668	689	699	709	719	729	739	749	759	769	779	789	799
		Chrome Frame	\$735	756	766	776	786	796	806	816	826	836	846	856	866
COM Yardage: 1, 2 or 3 seats:.75 yard; 4, 5 or 6 seats: 1.25 yards															
Contact Leland Customer Service for yardage requirements on textiles with repeats.															
For COL requirements please contact Leland Customer Experience.															

TO SPECIFY: Please refer to pages 3–5 for complete specifying information.
Specify all products by their product code.




MARQUETTE BAR CHAIR	MODEL		LIST PRICE
sled base, arc shell	MQB-A	Black Frame	\$594
W 19.5 D 23 H 44 SH 30.25		Chrome Frame	\$661
Optional Glides: Add \$6.00 net per chair for a set of four (4).			



MARQUETTE BAR CHAIR	MODEL	LIST PRICE/GRADE	COM/COL	A	B	C	D	E	F	G	H	I	J	K	L
sled base, arc shell	MQBU-A	Black Frame	\$668	689	699	709	719	729	739	749	759	769	779	789	799
upholstered seat		Chrome Frame	\$735	756	766	776	786	796	806	816	826	836	846	856	866
W 19.5 D 23 H 44 SH 30.5		COM Yardage: 1, 2 or 3 seats:.75 yard; 4, 5 or 6 seats: 1.25 yards													
		Contact Leland Customer Service for yardage requirements on textiles with repeats.													
		For COL requirements please contact Leland Customer Experience.													

TO SPECIFY: Please refer to pages 3–5 for complete specifying information.
Specify all products by their product code.



MARQUETTE BAR CHAIR	MODEL		LIST PRICE
4-leg base, linear shell	MQB4-L	Black Frame	\$626
W 19.5 D 23 H 44 SH 30.25		Chrome Frame	\$726
Optional Glides: Add \$6.00 net per chair for a set of four (4). Optional Glides raise chair height .5 inch.			



MARQUETTE BAR CHAIR	MODEL	LIST PRICE/GRADE	COM/COL	A	B	C	D	E	F	G	H	I	J	K	L
4-leg base, linear shell	MQB4U-L	Black Frame	\$699	720	730	740	750	760	770	780	790	800	810	820	830
upholstered seat		Chrome Frame	\$799	820	830	840	850	860	870	880	890	900	910	920	930
W 19.5 D 23 H 44 SH 30.5		COM Yardage: 1, 2 or 3 seats:.75 yard; 4, 5 or 6 seats: 1.25 yards													
Contact Leland Customer Service for yardage requirements on textiles with repeats.															
For COL requirements please contact Leland Customer Experience.															



MARQUETTE STACKING BAR CHAIR	MODEL		LIST PRICE
4-leg base, linear shell	MQBS4-L	Black Frame	\$652
W 19.5 D 23 H 44 SH 30.25		Chrome Frame	\$752
Optional Glides: Add \$6.00 net per chair for a set of four (4). Optional Glides raise chair height .5 inch.			



MARQUETTE STACKING BAR CHAIR																		
MODEL				LIST PRICE/GRADE	COM/COL	A	B	C	D	E	F	G	H	I	J	K	L	
4-leg base, linear shell				MQBS4U-L	Black Frame	\$725	746	756	766	776	786	796	806	816	826	836	846	856
upholstered seat					Chrome Frame	\$825	846	856	866	876	886	896	906	916	926	936	946	956
W 19.5 D 23 H 44 SH 30.5				COM Yardage: 1, 2 or 3 seats:.75 yard; 4, 5 or 6 seats: 1.25 yards														
Contact Leland Customer Service for yardage requirements on textiles with repeats.																		
For COL requirements please contact Leland Customer Experience.																		

TO SPECIFY: Please refer to pages 3–5 for complete specifying information.
Specify all products by their product code.



MARQUETTE BAR CHAIR	MODEL		LIST PRICE
4-leg base, arc shell	MQB4-A	Black Frame	\$626
W 19.5 D 23 H 44 SH 30.25		Chrome Frame	\$726
Optional Glides: Add \$6.00 net per chair for a set of four (4). Optional Glides raise chair height .5 inch.			



MARQUETTE BAR CHAIR	MODEL	LIST PRICE/GRADE	COM/COL	A	B	C	D	E	F	G	H	I	J	K	L
4-leg base, arc shell	MQB4U-A	Black Frame	\$699	720	730	740	750	760	770	780	790	800	810	820	830
upholstered seat		Chrome Frame	\$799	820	830	840	850	860	870	880	890	900	910	920	930
W 19.5 D 23 H 44 SH 30.5		COM Yardage: 1, 2 or 3 seats:.75 yard; 4, 5 or 6 seats: 1.25 yards													
Contact Leland Customer Service for yardage requirements on textiles with repeats.															
For COL requirements please contact Leland Customer Experience.															



MARQUETTE STACKING BAR CHAIR	MODEL		LIST PRICE
4-leg base, arc shell	MQBS4-A	Black Frame	\$652
W 19.5 D 23 H 44 SH 30.25		Chrome Frame	\$752
Optional Glides: Add \$6.00 net per chair for a set of four (4). Optional Glides raise chair height .5 inch.			



MARQUETTE STACKING BAR CHAIR																		
MODEL				LIST PRICE/GRADE	COM/COL	A	B	C	D	E	F	G	H	I	J	K	L	
4-leg base, arc shell				MQBS4U-A	Black Frame	\$725	746	756	766	776	786	796	806	816	826	836	846	856
upholstered seat					Chrome Frame	\$825	846	856	866	876	886	896	906	916	926	936	946	956
W 19.5 D 23 H 44 SH 30.5					COM Yardage: 1, 2 or 3 seats:.75 yard; 4, 5 or 6 seats: 1.25 yards													
					Contact Leland Customer Service for yardage requirements on textiles with repeats.													
					For COL requirements please contact Leland Customer Experience.													

TO SPECIFY: Please refer to pages 3–5 for complete specifying information.
Specify all products by their product code.


**LITTLE MARQUETTE
SIDE CHAIR**

	MODEL		LIST PRICE
sled base, arc shell	MQL-A	Black Frame	\$404
W 16 D 19 H 28 SH 15		Sterling Frame	\$430
Optional Glides: Add \$6.00 net per chair for a set of four (4).			

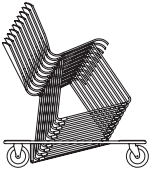

**LITTLE MARQUETTE
SIDE CHAIR**

	MODEL		LIST PRICE
sled base, crescent shell	MQL-C	Black Frame	\$404
W 16 D 19 H 28 SH 15		Sterling Frame	\$430
Optional Glides: Add \$6.00 net per chair for a set of four (4).			

BACK CUT OUTS AVAILABLE FOR THE LITTLE MARQUETTE:

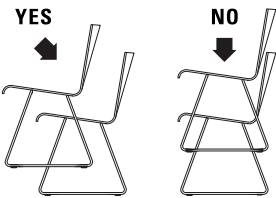
SWAMP THINGS SERIES	CODE	GEOMETRIC SERIES	CODE	PETROGLYPH SERIES	CODE	CELESTIAL SERIES	CODE
Lizard	1S	Shapes	1G	Deer	1P	Saturn	1C
Tree Frog	2S	Circle	2G	Antelope	2P	Shooting Star	2C
Turtle	3S	Square	3G	Ram	3P	Starry Night	3C
Snake	4S	Triangle	4G	Horse	4P	Moon	4C

TO SPECIFY: Please refer to pages 3–5 for complete specifying information.
Specify all products by their product code.



MARQUETTE TRANSPORT/ STACKING DOLLY			MODEL		LIST PRICE
W 23	D 33	H 6 (EMPTY)	MQD	Black Finish	\$770
W 23	D 33	H 38 (WITH 10 SIDE CHAIRS)	Marquette Transport/Stacking Dolly handles up to ten Marquette side chairs with sled base or 4-leg base.		

PROPER STACKING OF MARQUETTE SLED BASE CHAIRS
(10 CHAIRS MAXIMUM)



TO SPECIFY: Please refer to pages 3–5 for complete specifying information.
Specify all products by their product code.

Marquette Tables
2016 Price List

Pricing effective 03/21/16



2016 MARQUETTE TABLES PRICE LIST

MARQUETTE TABLES: TABLE OF CONTENTS MT2

MARQUETTE VISUAL REFERENCE MT3

MARQUETTE SPECIFICATION INFORMATION MT5

MARQUETTE SPECIFICATION EXAMPLE MT6

MARQUETTE FOUR LEG BASE TABLE MT7

MARQUETTE FIVE LEG BASE TABLE MT9

MARQUETTE SIX LEG BASE TABLE MT10

MARQUETTE RADIANT BASE TABLE MT11

MARQUETTE DOME BASE TABLE MT13












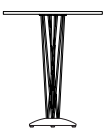







MARQUETTE BAR DOME BASE TABLE MT23

LITTLE MARQUETTE TABLE MT25

MARQUETTE TABLES VISUAL REFERENCE

TABLE MODEL	TABLE TOP SIZES			BASE	PAGE
Four Leg Base	Round	Square	Rectangle	Black Chrome	Page 7 Page 8
	 36 DIA 42 DIA 48 DIA	 36 x 36 42 x 42 48 x 48	 24 x 60 30 x 60 36 x 72 42 x 84		
Five Leg Base	Round			Black Chrome	Page 9 Page 9
	 54 DIA 60 DIA				
Six Leg Base		Square		Black Chrome	Page 10 Page 10
		 54 x 54 60 x 60			
Small Radiant Base	Round	Square		Black Chrome	Page 11 Page 11
	 36 DIA 42 DIA	 42 x 42			
Large Radiant Base	Round	Square		Black Chrome	Page 12 Page 12
	 48 DIA	 48 x 48			
Small Dome Base	Round	Square	Rectangle	Black/Black Crinkle Black/Brushed Chrome Chrome/Brushed Chrome Chrome/Black Crinkle	Page 13 Page 13 Page 14 Page 14
	 24 DIA 30 DIA	 24 x 24	 24 x 30		

MARQUETTE TABLES VISUAL REFERENCE

TABLE MODEL	TABLE TOP SIZES			BASE	PAGE	
Large Dome Base	Round	Square		Black/Black Crinkle	Page 15	
	 36 DIA	 30 x 30 36 x 36		Black/Brushed Chrome	Page 15	
				Chrome/Brushed Chrome	Page 16	
				Chrome/Black Crinkle	Page 16	
Extra Large Dome Base	Round	Square		Black/Black Crinkle	Page 17	
	 42 DIA 48 DIA	 42 x 42 48 x 48		Black/Brushed Chrome	Page 17	
				Chrome/Brushed Chrome	Page 18	
				Chrome/Black Crinkle	Page 18	
Tandem Dome Base			Rectangle	Black/Black Crinkle	Page 19	
			 30 x 60 36 x 72 42 x 84 48 x 96	Racetrack	Page 20	
				 36 x 72R 42 x 84R 48 x 96R	Black/Brushed Chrome	Page 21
				Chrome/Brushed Chrome	Page 22	
				Chrome/Black Crinkle	Page 22	
Tandem Dome Base				Ellipse	Page 19	
				 36 x 72E 42 x 84E 48 x 96E	Black/Brushed Chrome	Page 20
					Chrome/Brushed Chrome	Page 21
					Chrome/Black Crinkle	Page 22
* Due to limits in functional space, please use caution when specifying ellipse tables for multiple seating.						
Bar Dome Base	Round	Square	Rectangle	Black/Black Crinkle	Page 23	
	 24 DIA 30 DIA 36 DIA	 24 x 24 30 x 30	 24 x 30	Black/Brushed Chrome	Page 23	
				Chrome/Brushed Chrome	Page 24	
				Chrome/Black Crinkle	Page 24	
Little Marquette	Round	Square	Rectangle	Black	Page 25	
	 36 DIA 42 DIA 48 DIA	 36 x 36 42 x 42 48 x 48	 30 x 60	Sterling	Page 25	

MARQUETTE TABLES SPECIFICATION INFORMATION

TABLE MODEL

DESCRIPTION	CODE
Marquette four leg base	M4LB
Marquette five leg base	M5LB
Marquette six leg base	M6LB
Marquette small radiant base	MSRB
Marquette large radiant base	MLRB
Marquette small dome base	MSDB
Marquette large dome base	MLDB
Marquette extra large dome base	MXLDB
Marquette tandem dome base	MTDB
Marquette bar dome base	MBDB
Little Marquette, black leg base	MLTB
Little Marquette, sterling leg base	MLTST

BASE COLUMN OR LEG FINISH

Sterling is available on Little Marquette Tables only

DESCRIPTION	CODE	DESCRIPTION	CODE
Black	B	Chrome	C
Sterling	ST		

BASE DOME FINISH

DESCRIPTION	CODE	DESCRIPTION	CODE
Black Crinkle	B	Brushed Chrome	BC

TOP SIZE

ROUND	CODE	SQUARE	CODE	RECTANGLE	CODE
24 dia	24D	24x24	2424	24x30	2430
30 dia	30D	30x30	3030	24x60	2460
36 dia	36D	36x36	3636	30x60	3060
42 dia	42D	42x42	4242	36x72	3672
48 dia	48D	48x48	4848	42x84	4284
54 dia	54D	54x54	5454	48x96	4896
60 dia	60D	60x60	6060		
ELLIPSE	CODE	RACETRACK	CODE		
36x72	3672E	36x72	3672R		
42x84	4284E	42x84	4284R		
48x96	4896E	48x96	4896R		

TOP FINISH OR COLOR

WOOD TOPS:

LELAND COLOURS I & II (Click to view)

CUSTOM Specify Custom (01)

*Please note that M2 Tables are NOT AVAILABLE in the following finishes:
Natural Walnut (08), Natural Beech (09), Natural White Oak (12)

LAMINATE TOPS:

DESCRIPTION	CODE
Identify manufacturer, laminate code, & color	L

Please refer to the Leland Terms and Conditions Guide for a listing of standard laminates. For table pricing in laminates not listed, please contact Leland's Customer Experience Department for a quotation.


EDGE TYPE

VINYL EDGES:


DESCRIPTION	CODE
1.1875" flat PVC	V2



.75" beveled PVC	V4
------------------	----



.75" flat PVC	V5
---------------	----




1 3/16" 3mm PVC	V6
-----------------	----



WOOD EDGES:

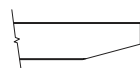
DESCRIPTION	CODE
1" beveled plywood	W1



1" flat plywood	W2
-----------------	----



1.1875" back-beveled wood	W4
---------------------------	----



EDGE FINISH OR COLOR

VINYL EDGES:

DESCRIPTION	CODE	DESCRIPTION	CODE
Black	B	Grey	G
White	W		

WOOD EDGES:

LELAND COLOURS I & II (Click to view)

CUSTOM Specify Custom (01)

*Please note that M2 Tables are NOT AVAILABLE in the following finishes:
Natural Walnut (08), Natural Beech (09), Natural White Oak (12)
Wood top and edge must be specified in the same standard Leland finish.

SELF EDGES:

For laminate tops, edge must be specified in the same laminate as top surface.
Contact Leland International Customer Experience Department for a quotation.

POWER / DATA OPTIONS

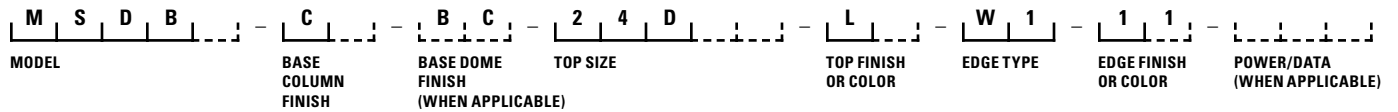
Flip Top Power Unit is available on Tandem Dome Base Table only.

DESCRIPTION	CODE
1 Power Unit, Molded Black	1PB
1 Power Unit, Silver Mica	1PS

Consists of two 120v AC receptacles and adapter kit to accept couplers & jacks.
Location is in the center of the table top. Power cord extends 1' from dome base.

SPECIFICATIONS REQUIRED TO CREATE THE PRODUCT CODE

- Model
- Base Column or Leg Finish
- Base Dome Finish (when applicable)
- Top Size
- Top Finish or Color
- Edge Type
- Edge Finish or Color
- Power/Data (when applicable)



MODEL

Marquette Small Dome Base Table (MSDB)

BASE COLUMN FINISH

Chrome (C)

BASE DOME FINISH

Brushed Chrome (BC)

TOP SIZE

24" Round (24D)

TOP FINISH OR COLOR

Laminate (L)

EDGE TYPE

1" Beveled Plywood (W1)

EDGE FINISH OR COLOR

Natural (11)

POWER / DATA

When applicable





MARQUETTE TABLE	MODEL	TOP SIZE/CODE	LIST PRICE/EDGE CODES:	V2	V6	W1	W2	W4
four leg base H 29	M4LB-B	Wood Top - Black Finish Legs						
		36 DIA - 36D	\$1090	N/A	1438	1438	1816	
		42 DIA - 42D	\$1141	N/A	1542	1542	2097	
		48 DIA - 48D	\$1412	N/A	1563	1563	2385	
		36x36 - 3636	\$1097	N/A	1448	1448	1840	
		42x42 - 4242	\$1154	N/A	1556	1556	2125	
		48x48 - 4848	\$1435	N/A	1585	1585	2416	
		24x60 - 2460	\$1176	N/A	1492	1492	2048	
		30x60 - 3060	\$1215	N/A	1521	1521	2239	
		36x72 - 3672	\$1598	N/A	2080	2080	2846	
		42x84 - 4284	\$1697	N/A	2216	2216	3351	
		Laminate Top - Black Finish Legs						
		36 DIA - 36D	\$N/A	959	1247	1247	1718	
		42 DIA - 42D	\$N/A	1142	1382	1382	1939	
		48 DIA - 48D	\$ N/A	1166	1391	1391	1952	
		36x36 - 3636	\$ N/A	967	1257	1257	1743	
		42x42 - 4242	\$ N/A	1157	1398	1398	1968	
		48x48 - 4848	\$ N/A	1191	1406	1406	1985	
		24x60 - 2460	\$ N/A	1042	1164	1164	1700	
		30x60 - 3060	\$N/A	1054	1270	1270	1829	
		36x72 - 3672	\$ N/A	1374	1666	1666	2579	
		42x84 - 4284	\$ N/A	1806	2265	2265	3003	

TO SPECIFY: Please refer to the Leland Specification Guide for complete specifying information. Specify all products by their product code.



MARQUETTE TABLE	MODEL	TOP SIZE/CODE	LIST PRICE/EDGE CODES:	V2	V6	W1	W2	W4
four leg base H 29	M4LB-C	Wood Top - Chrome Finish Legs						
		36 DIA - 36D	\$1265	N/A	1614	1614	1990	
		42 DIA - 42D	\$1315	N/A	1718	1718	2273	
		48 DIA - 48D	\$1587	N/A	1737	1737	2561	
		36x36 - 3636	\$1271	N/A	1622	1622	2014	
		42x42 - 4242	\$1330	N/A	1731	1731	2300	
		48x48 - 4848	\$1610	N/A	1759	1759	2593	
		24x60 - 2460	\$1351	N/A	1668	1668	2224	
		30x60 - 3060	\$1389	N/A	1697	1697	2414	
		36x72 - 3672	\$1773	N/A	2256	2256	3020	
		42x84 - 4284	\$1872	N/A	2392	2392	3526	
		Laminate Top - Chrome Finish Legs						
		36 DIA - 36D	\$N/A	1142	1431	1431	1902	
		42 DIA - 42D	\$ N/A	1328	1567	1567	2124	
		48 DIA - 48D	\$ N/A	1351	1590	1590	2136	
		36x36 - 3636	\$ N/A	1152	1441	1441	1927	
		42x42 - 4242	\$N/A	1339	1581	1581	2153	
		48x48 - 4848	\$N/A	1376	1615	1615	2169	
		24x60 - 2460	\$N/A	1159	1348	1348	1884	
		30x60 - 3060	\$ N/A	1237	1453	1453	2013	
		36x72 - 3672	\$N/A	1557	1849	1849	2762	
		42x84 - 4284	\$ N/A	1989	2448	2448	3188	

TO SPECIFY: Please refer to the Leland Specification Guide for complete specifying information. Specify all products by their product code.



MARQUETTE TABLE	MODEL	TOP SIZE/CODE	LIST PRICE/EDGE CODES:	V2	V6	W1	W2	W4
black powder coat five leg base H 29	M5LB-B	Wood Top - Black Finish Legs						
		54 DIA - 54D		\$1775	N/A	2229	2229	2990
		60 DIA - 60D		\$1815	N/A	2267	2267	3353
		Laminate Top - Black Finish Legs						
		54 DIA - 54D		\$N/A	1700	1979	1979	2611
		60 DIA - 60D		\$N/A	1741	2021	2021	2622



Round
54 DIA
60 DIA




MARQUETTE TABLE	MODEL	TOP SIZE/CODE	LIST PRICE/EDGE CODES:	V2	V6	W1	W2	W4
chrome five leg base H 29	M5LB-C	Wood Top - Chrome Finish Legs						
		54 DIA - 54D		\$1995	N/A	2448	2448	3209
		60 DIA - 60D		\$2034	N/A	2487	2487	3572
		Laminate Top - Chrome Finish Legs						
		54 DIA - 54D		\$N/A	1930	2209	2209	2842
		60 DIA - 60D		\$N/A	1972	2251	2251	2854




Round
54 DIA
60 DIA

TO SPECIFY: Please refer to the Leland Specification Guide for complete specifying information. Specify all products by their product code.

MARQUETTE SIX LEG BASE TABLE Design: Bruce Sienkowski


MARQUETTE TABLE	MODEL	TOP SIZE/CODE	LIST PRICE/EDGE CODES:	V2	V6	W1	W2	W4
black powder coat six leg base H 29  Square 54 x 54 60 x 60	M6LB-B	Wood Top - Black Finish Legs						
		54x54 - 5454		\$1827	N/A	2378	2378	3177
		60x60 - 6060		\$1976	N/A	2417	2417	3539
		Laminate Top - Black Finish Legs						
		54x54 - 5454		\$N/A	1868	2160	2160	2803
		60x60 - 6060		\$N/A	1910	2201	2201	2814



MARQUETTE TABLE	MODEL	TOP SIZE/CODE	LIST PRICE/EDGE CODES:	V2	V6	W1	W2	W4
chrome six leg base H 29  Square 54 DIA 60 DIA	M6LB-C	Wood Top - Chrome Finish Legs						
		54x54 - 5454		\$2188	N/A	2643	2643	3437
		60x60 - 6060		\$2239	N/A	2681	2681	3799
		Laminate Top - Chrome Finish Legs						
		54x54 - 5454		\$N/A	2145	2343	2343	3076
		60x60 - 6060		\$N/A	2187	2384	2384	3088

TO SPECIFY: Please refer to the Leland Specification Guide for complete specifying information. Specify all products by their product code.


MARQUETTE TABLE

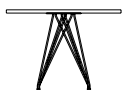
	MODEL	TOP SIZE/CODE	LIST PRICE/EDGE CODES:	V2	V6	W1	W2	W4
small radiant base	MSRB-B	Wood Top - Black Finish Legs						
H 29		36 DIA - 36D		\$1193	N/A	1541	1541	1918
		42 DIA - 42D		\$1243	N/A	1644	1644	2200
		42x42 - 4242		\$1257	N/A	1658	1658	2228
		Laminate Top - Black Finish Legs						
		36 DIA - 36D		\$N/A	1045	1354	1354	1828
		42 DIA - 42D		\$N/A	1217	1490	1490	2053
		42x42 - 4242		\$N/A	1233	1504	1504	2081



Round
36 DIA
42 DIA



Square
42 x 42


MARQUETTE TABLE

	MODEL	TOP SIZE/CODE	LIST PRICE/EDGE CODES:	V2	V6	W1	W2	W4
small radiant base	MSRB-C	Wood Top - Chrome Finish Legs						
H 29		36 DIA - 36D		\$1362	N/A	1710	1710	2088
		42 DIA - 42D		\$1412	N/A	1815	1815	2369
		42x42 - 4242		\$1427	N/A	1827	1827	2397
		Laminate Top - Chrome Finish Legs						
		36 DIA - 36D		\$N/A	1225	1497	1497	2006
		42 DIA - 42D		\$ N/A	1397	1624	1624	2230
		42x42 - 4242		\$ N/A	1410	1639	1639	2259



Round
36 DIA
42 DIA




Square
42 x 42

TO SPECIFY: Please refer to the Leland Specification Guide for complete specifying information. Specify all products by their product code.



MARQUETTE TABLE	MODEL	TOP SIZE/CODE	LIST PRICE/EDGE CODES:	V2	V6	W1	W2	W4
large radiant base H 29	MLRB-B	Wood Top - Black Finish Legs						
		48 DIA - 48D		\$1602	N/A	1751	1751	2575
		48x48 - 4848		\$1624	N/A	1774	1774	2605
		Laminate Top - Black Finish Legs						
		48 DIA - 48D		\$ N/A	1306	1633	1633	2165
		48x48 - 4848		\$ N/A	1331	1655	1655	2188




Round
48 DIA

Square
48 x 48



MARQUETTE TABLE	MODEL	TOP SIZE/CODE	LIST PRICE/EDGE CODES:	V2	V6	W1	W2	W4
large radiant base H 29	MLRB-C	Wood Top - Chrome Finish Legs						
		48 DIA - 48D		\$1805	N/A	1955	1955	2779
		48x48 - 4848		\$1827	N/A	1978	1978	2809
		Laminate Top - Chrome Finish Legs						
		48 DIA - 48D		\$ N/A	1505	1751	1751	2369
		48x48 - 4848		\$ N/A	1530	1775	1775	2401



Round
48 DIA

Square
48 x 48

TO SPECIFY: Please refer to the Leland Specification Guide for complete specifying information. Specify all products by their product code.



MARQUETTE TABLE	MODEL	TOP SIZE/CODE	LIST PRICE/EDGE CODES: V2	V4	V5	V6	W1	W2	W4
small dome base	MSDB-B-B	Wood Top							
black column/black crinkle dome		24 DIA - 24D	\$1062	1072	1101	N/A	1222	1222	1607
H 29		30 DIA - 30D	\$1129	1120	1149	N/A	1249	1249	1784
		24x24 - 2424	\$1066	N/A	1106	N/A	1227	1227	1654
		24x30 - 2430	\$1252	N/A	1282	N/A	1345	1345	1858
		Laminate Top							
		24 DIA - 24D	\$ N/A	977	1009	992	1074	1074	1517
		30 DIA - 30D	\$N/A	1067	1097	1090	1328	1328	1639
		24x24 - 2424	\$N/A	N/A	1014	996	1079	1079	1566
		24x30 - 2430	\$ N/A	N/A	1248	1213	1421	1421	1749

The V4 edge is not available in square or rectangle top sizes.



MARQUETTE TABLE	MODEL	TOP SIZE/CODE	LIST PRICE/EDGE CODES: V2	V4	V5	V6	W1	W2	W4
small dome base	MSDB-B-BC	Wood Top							
black column/brushed chrome dome		24 DIA - 24D	\$1177	1187	1216	N/A	1337	1337	1722
H 29		30 DIA - 30D	\$1244	1235	1265	N/A	1365	1365	1899
		24x24 - 2424	\$1181	N/A	1221	N/A	1341	1341	1740
		24x30 - 2430	\$1368	N/A	1398	N/A	1461	1461	1973
		Laminate Top							
		24 DIA - 24D	\$N/A	1101	1130	1112	1195	1195	1638
		30 DIA - 30D	\$ N/A	1189	1217	1211	1458	1458	1759
		24x24 - 2424	\$N/A	N/A	1134	1118	1200	1200	1657
		24x30 - 2430	\$N/A	N/A	1346	1334	1542	1542	1869

The V4 edge is not available in square or rectangle top sizes.

TO SPECIFY: Please refer to the Leland Specification Guide for complete specifying information. Specify all products by their product code.



MARQUETTE TABLE	MODEL	TOP SIZE/CODE	LIST PRICE/EDGE CODES:	V2	V4	V5	V6	W1	W2	W4
small dome base	MSDB-C-BC	Wood Top								
chrome column/brushed chrome dome		24 DIA - 24D		\$1261	1269	1299	N/A	1420	1420	1805
H 29		30 DIA - 30D		\$1328	1317	1348	N/A	1448	1448	1982
		24x24 - 2424		\$1265	N/A	1304	N/A	1424	1424	1822
		24x30 - 2430		\$1451	N/A	1480	N/A	1543	1543	2056
		Laminate Top								
		24 DIA - 24D		\$ N/A	1187	1216	1200	1282	1282	1724
		30 DIA - 30D		\$ N/A	1276	1305	1298	1535	1535	1846
		24x24 - 2424		\$ N/A	N/A	1222	1204	1286	1286	1740
		24x30 - 2430		\$ N/A	N/A	1421	1413	1629	1629	1957

The V4 edge is not available in square or rectangle top sizes.



MARQUETTE TABLE	MODEL	TOP SIZE/CODE	LIST PRICE/EDGE CODES:	V2	V4	V5	V6	W1	W2	W4
small dome base	MSDB-C-B	Wood Top								
chrome column/black crinkle dome		24 DIA - 24D		\$1145	1154	1183	N/A	1305	1305	1689
H 29		30 DIA - 30D		\$1154	1202	1233	N/A	1333	1333	1867
		24x24 - 2424		\$1149	N/A	1189	N/A	1310	1310	1725
		24x30 - 2430		\$1336	N/A	1365	N/A	1429	1429	1941
		Laminate Top								
		24 DIA - 24D		\$ N/A	1065	1096	1079	1161	1161	1604
		30 DIA - 30D		\$ N/A	1155	1183	1177	1413	1413	1725
		24x24 - 2424		\$ N/A	N/A	1101	1084	1166	1166	1640
		24x30 - 2430		\$ N/A	N/A	1312	1300	1507	1507	1836

The V4 edge is not available in square or rectangle top sizes.

TO SPECIFY: Please refer to the Leland Specification Guide for complete specifying information. Specify all products by their product code.



MARQUETTE TABLE	MODEL	TOP SIZE/CODE	LIST PRICE/EDGE CODES: V2	V4	V5	V6	W1	W2	W4
large dome base	MLDB-B-B	Wood Top							
black column/black crinkle dome		36 DIA - 36D	\$1629	1495	1540	N/A	1880	1880	2257
H 29		30x30 - 3030	\$1208	N/A	1208	N/A	1323	1323	1879
		36x36 - 3636	\$1638	N/A	1549	N/A	1980	1980	2380
		Laminate Top							
		36 DIA - 36D	\$ N/A	1473	1407	1506	1710	1710	2184
		30x30 - 3030	\$ N/A	N/A	1189	1174	1417	1417	1771
		36x36 - 3636	\$ N/A	N/A	1529	1515	1816	1816	2311

The V4 edge is not available in square or rectangle top sizes.



MARQUETTE TABLE	MODEL	TOP SIZE/CODE	LIST PRICE/EDGE CODES: V2	V4	V5	V6	W1	W2	W4
large dome base	MLDB-B-BC	Wood Top							
black column/brushed chrome dome		36 DIA - 36D	\$1770	1633	1624	N/A	2019	2019	2395
H 29		30x30 - 3030	\$1346	N/A	1346	N/A	1462	1462	2018
		36x36 - 3636	\$1776	N/A	1687	N/A	2119	2119	2518
		Laminate Top							
		36 DIA - 36D	\$ N/A	1614	1552	1650	1856	1856	2329
		30x30 - 3030	\$ N/A	N/A	1334	1318	1549	1549	1889
		36x36 - 3636	\$ N/A	N/A	1674	1659	1960	1960	2458

The V4 edge is not available in square or rectangle top sizes.

TO SPECIFY: Please refer to the Leland Specification Guide for complete specifying information. Specify all products by their product code.



MARQUETTE TABLE	MODEL	TOP SIZE/CODE	LIST PRICE/EDGE CODES:	V2	V4	V5	V6	W1	W2	W4
large dome base	MLDB-C-BC	Wood Top								
chrome column/brushed chrome dome		36 DIA - 36D	\$1895		1760	1753	N/A	2147	2147	2525
H 29		30x30 - 3030	\$1475		N/A	1475	N/A	1590	1590	2145
		36x36 - 3636	\$1906		N/A	1817	N/A	2247	2247	2648
		Laminate Top								
		36 DIA - 36D	\$ N/A		1754	1688	1786	1990	1990	2465
		30x30 - 3030	\$ N/A		N/A	1470	1453	1683	1683	2014
		36x36 - 3636	\$ N/A		N/A	1810	1794	2096	2096	2593

The V4 edge is not available in square or rectangle top sizes.





MARQUETTE TABLE	MODEL	TOP SIZE/CODE	LIST PRICE/EDGE CODES:	V2	V4	V5	V6	W1	W2	W4
large dome base	MLDB-C-B	Wood Top								
chrome column/black crinkle dome		36 DIA - 36D	\$1758		1624	1616	N/A	2010	2010	2387
H 29		30x30 - 3030	\$1338		N/A	1338	N/A	1453	1453	2009
		36x36 - 3636	\$1769		N/A	1680	N/A	2110	2110	2511
		Laminate Top								
		36 DIA - 36D	\$ N/A		1610	1545	1641	1846	1846	2322
		30x30 - 3030	\$ N/A		N/A	1327	1310	1541	1541	1870
		36x36 - 3636	\$ N/A		N/A	1666	1651	1953	1953	2447



The V4 edge is not available in square or rectangle top sizes.

TO SPECIFY: Please refer to the Leland Specification Guide for complete specifying information. Specify all products by their product code.



MARQUETTE TABLE	MODEL	TOP SIZE/CODE	LIST PRICE/EDGE CODES:	V2	V6	W1	W2	W4
extra large dome base	MXLDB-B-B	Wood Top						
black column/black crinkle dome		42 DIA - 42D		\$1876	N/A	2278	2278	2834
H 29		48 DIA - 48D		\$2121	N/A	2398	2398	3222
		42x42 - 4242		\$1890	N/A	2293	2293	2861
		48x48 - 4848		\$2143	N/A	2487	2487	4140
Round		Laminate Top						
42 DIA		42 DIA - 42D		\$ N/A	1914	2102	2102	2717
48 DIA		48 DIA - 48D		\$ N/A	2105	2217	2217	2835
		42x42 - 4242		\$ N/A	1929	2117	2117	2747
		48x48 - 4848		\$ N/A	2121	2311	2311	3832



MARQUETTE TABLE	MODEL	TOP SIZE/CODE	LIST PRICE/EDGE CODES:	V2	V6	W1	W2	W4
extra large dome base	MXLDB-B-BC	Wood Top						
black column/brushed chrome dome		42 DIA - 42D		\$2049	N/A	2450	2450	3007
H 29		48 DIA - 48D		\$2511	N/A	2571	2571	3394
		42x42 - 4242		\$2063	N/A	2465	2465	3034
		48x48 - 4848		\$2534	N/A	2662	2662	4313
Round		Laminate Top						
42 DIA		42 DIA - 42D		\$ N/A	2082	2282	2282	2899
48 DIA		48 DIA - 48D		\$ N/A	2277	2398	2398	3017
		42x42 - 4242		\$ N/A	2097	2298	2298	2927
		48x48 - 4848		\$ N/A	2301	2493	2493	4014

TO SPECIFY: Please refer to the Leland Specification Guide for complete specifying information. Specify all products by their product code.

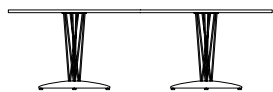


MARQUETTE TABLE	MODEL	TOP SIZE/CODE	LIST PRICE/EDGE CODES:	V2	V6	W1	W2	W4
extra large dome base	MXLDB-C-BC	Wood Top						
chrome column/brushed chrome dome		42 DIA - 42D		\$2179	N/A	2581	2581	3136
H 29		48 DIA - 48D		\$2642	N/A	2701	2701	3525
		42x42 - 4242		\$2193	N/A	2596	2596	3163
		48x48 - 4848		\$2665	N/A	2790	2790	4442
		Laminate Top						
		42 DIA - 42D		\$N/A	2219	2419	2419	3036
		48 DIA - 48D		\$ N/A	2414	2535	2535	3153
		42x42 - 4242		\$ N/A	2233	2435	2435	3065
		48x48 - 4848		\$N/A	2438	2630	2630	4151



MARQUETTE TABLE	MODEL	TOP SIZE/CODE	LIST PRICE/EDGE CODES:	V2	V6	W1	W2	W4
extra large dome base	MXLDB-C-B	Wood Top						
chrome column/black crinkle dome		42 DIA - 42D		\$2006	N/A	2409	2409	2964
H 29		48 DIA - 48D		\$2434	N/A	2529	2529	3353
		42x42 - 4242		\$2021	N/A	2423	2423	2991
		48x48 - 4848		\$2458	N/A	2618	2618	4269
		Laminate Top						
		42 DIA - 42D		\$N/A	2052	2239	2239	2854
		48 DIA - 48D		\$N/A	2196	2353	2353	2972
		42x42 - 4242		\$N/A	2065	2254	2254	2883
		48x48 - 4848		\$ N/A	2221	2447	2447	3969

TO SPECIFY: Please refer to the Leland Specification Guide for complete specifying information. Specify all products by their product code.



MARQUETTE TABLE	MODEL	TOP SIZE/CODE	LIST PRICE/EDGE CODES:	V2	V6	W1	W2	W4
tandem dome base	MTDB-B-B	Wood Top						
black column/black crinkle dome		30x60 - 3060	\$2244	N/A	2524	2524	3539	
H 29		36x72 - 3672	\$2638	N/A	3120	3120	4209	
		42x84 - 4284	\$3326	N/A	3846	3846	4980	
		48x96 - 4896	\$3664	N/A	3875	3875	5555	
		36x72 - 3672E	\$2649	N/A	3132	3132	4321	
		42x84 - 4284E	\$3338	N/A	3857	3857	4992	
		48x96 - 4896E	\$3676	N/A	3886	3886	5567	
		36x72 - 3672R	\$2649	N/A	3132	3132	4321	
		42x84 - 4284R	\$3338	N/A	3857	3857	4992	
		48x96 - 4896R	\$3676	N/A	3886	3886	5567	
		Laminate Top						
		30x60 - 3060	\$N/A	2160	2350	2350	3060	
		36x72 - 3672	\$N/A	2501	2757	2757	3670	
		42x84 - 4284	\$N/A	3578	3977	3977	4715	
		48x96 - 4896	\$N/A	3606	4007	4007	4739	
		36x72 - 3672E	\$N/A	2513	2770	2770	3949	
		42x84 - 4284E	\$N/A	3591	3988	3988	4957	
		48x96 - 4896E	\$N/A	3617	4018	4018	4999	
		36x72 - 3672R	\$N/A	2513	2770	2770	4044	
		42x84 - 4284R	\$N/A	3591	3988	3988	5192	
		48x96 - 4896R	\$N/A	3617	4018	4018	5220	

Due to limits in functional space, please use caution when specifying ellipse tables for multiple seating.

POWER/DATA	MODEL	LIST PRICE
flip top power/data unit	1PB	Molded Black \$962
W 7 D 3 CORD LENGTH EXTENDS 1 FT. FROM DOME BASE	1PS	Silver Mica \$1006
Power/Data unit has two 120v AC receptacles and adapter kit to accept couplers & jacks. Power/Data is available with Tandem Dome base only and must be specified at the time of ordering.		

TO SPECIFY: Please refer to the Leland Specification Guide for complete specifying information. Specify all products by their product code.

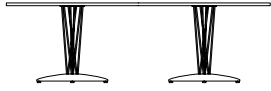


MARQUETTE TABLE	MODEL	TOP SIZE/CODE	LIST PRICE/EDGE CODES:	V2	V6	W1	W2	W4
tandem dome base	MTDB-B-BC	Wood Top						
black column/brushed chrome dome		30x60 - 3060	\$2475	N/A	2753	2753	3768	
H 29		36x72 - 3672	\$2913	N/A	3395	3395	4576	
		42x84 - 4284	\$3672	N/A	4191	4191	5326	
		48x96 - 4896	\$4010	N/A	4220	4220	5901	
		36x72 - 3672E	\$2924	N/A	3407	3407	4588	
		42x84 - 4284E	\$3683	N/A	4202	4202	5337	
		48x96 - 4896E	\$4021	N/A	4232	4232	5912	
		36x72 - 3672R	\$2924	N/A	3407	3407	4588	
		42x84 - 4284R	\$3683	N/A	4202	4202	5337	
		48x96 - 4896R	\$4021	N/A	4232	4232	5912	
		Laminate Top						
		30x60 - 3060	\$N/A	2401	2594	2594	3242	
		36x72 - 3672	\$ N/A	2789	3047	3047	3960	
		42x84 - 4284	\$ N/A	3942	4338	4338	5078	
		48x96 - 4896	\$N/A	3968	4370	4370	5101	
		36x72 - 3672E	\$N/A	2803	3058	3058	4360	
		42x84 - 4284E	\$N/A	3953	4352	4352	5591	
		48x96 - 4896E	\$ N/A	3981	4382	4382	5620	
		36x72 - 3672R	\$ N/A	2803	3058	3058	4360	
		42x84 - 4284R	\$ N/A	3953	4352	4352	5591	
		48x96 - 4896R	\$ N/A	3981	4382	4382	5620	

Due to limits in functional space, please use caution when specifying ellipse tables for multiple seating.

POWER/DATA	MODEL	LIST PRICE
flip top power/data unit	1PB	Molded Black \$962
W 7 D 3 CORD LENGTH EXTENDS 1 FT. FROM DOME BASE	1PS	Silver Mica \$1006
Power/Data unit has two 120v AC receptacles and adapter kit to accept couplers & jacks. Power/Data is available with Tandem Dome base only and must be specified at the time of ordering.		

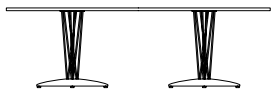
TO SPECIFY: Please refer to the Leland Specification Guide for complete specifying information. Specify all products by their product code.



MARQUETTE TABLE	MODEL	TOP SIZE/CODE	LIST PRICE/EDGE CODES:	V2	V6	W1	W2	W4
tandem dome base	MTDB-C-BC	Wood Top						
chrome column/brushed chrome dome		30x60 - 3060	\$2640	N/A	2918	2918	4030	
H 29		36x72 - 3672	\$3172	N/A	3655	3655	4862	
		42x84 - 4284	\$3932	N/A	4451	4451	5585	
		48x96 - 4896	\$4268	N/A	4478	4478	6159	
		36x72 - 3672E	\$3184	N/A	3666	3666	4874	
		42x84 - 4284E	\$3943	N/A	4462	4462	5597	
		48x96 - 4896E	\$4281	N/A	4491	4491	6172	
		36x72 - 3672R	\$3184	N/A	3666	3666	4874	
		42x84 - 4284R	\$3943	N/A	4462	4462	5597	
		48x96 - 4896R	\$4281	N/A	4491	4491	6172	
		Laminate Top						
		30x60 - 3060	\$ N/A	2575	2766	2766	3393	
		36x72 - 3672	\$ N/A	3062	4238	4238	4232	
		42x84 - 4284	\$N/A	4152	4611	4611	5350	
		48x96 - 4896	\$ N/A	4185	4642	4642	5372	
		36x72 - 3672E	\$ N/A	3074	4252	4252	4660	
		42x84 - 4284E	\$N/A	4164	4624	4624	5891	
		48x96 - 4896E	\$N/A	4197	4654	4654	5919	
		36x72 - 3672R	\$N/A	3074	4252	4252	4660	
		42x84 - 4284R	\$ N/A	4164	4624	4624	5891	
		48x96 - 4896R	\$N/A	4197	4667	4667	5919	
Due to limits in functional space, please use caution when specifying ellipse tables for multiple seating.								

POWER/DATA	MODEL	LIST PRICE
flip top power/data unit	1PB	Molded Black \$962
W 7 D 3 CORD LENGTH EXTENDS 1 FT. FROM DOME BASE	1PS	Silver Mica \$1006
Power/Data unit has two 120v AC receptacles and adapter kit to accept couplers & jacks. Power/Data is available with Tandem Dome base only and must be specified at the time of ordering.		

TO SPECIFY: Please refer to the Leland Specification Guide for complete specifying information. Specify all products by their product code.



MARQUETTE TABLE	MODEL	TOP SIZE/CODE	LIST PRICE/EDGE CODES:	V2	V6	W1	W2	W4
tandem dome base	MTDB-C-B	Wood Top						
chrome column/black crinkle dome		30x60 - 3060	\$2410	N/A	2687	2687	3777	
H 29		36x72 - 3672	\$2897	N/A	3379	3379	4559	
		42x84 - 4284	\$3585	N/A	4105	4105	5239	
		48x96 - 4896	\$3922	N/A	4133	4133	5814	
		36x72 - 3672E	\$2908	N/A	3391	3391	4570	
		42x84 - 4284E	\$3597	N/A	4117	4117	5251	
		48x96 - 4896E	\$3935	N/A	4146	4146	5826	
		36x72 - 3672R	\$2908	N/A	3391	3391	4570	
		42x84 - 4284R	\$3597	N/A	4117	4117	5251	
		48x96 - 4896R	\$3935	N/A	4146	4146	5826	
		Laminate Top						
		30x60 - 3060	\$N/A	2332	2525	2525	3211	
		36x72 - 3672	\$N/A	2773	3319	3319	3943	
		42x84 - 4284	\$ N/A	3850	4249	4249	4988	
		48x96 - 4896	\$ N/A	3877	4280	4280	5011	
		36x72 - 3672E	\$ N/A	2785	3331	3331	4342	
		42x84 - 4284E	\$N/A	3864	4260	4260	5491	
		48x96 - 4896E	\$ N/A	3889	4290	4290	5520	
		36x72 - 3672R	\$ N/A	2785	3331	3331	4342	
		42x84 - 4284R	\$N/A	3864	4260	4260	5491	
		48x96 - 4896R	\$ N/A	3889	4290	4290	5520	

Due to limits in functional space, please use caution when specifying ellipse tables for multiple seating.

POWER/DATA	MODEL	LIST PRICE
flip top power/data unit	1PB	Molded Black \$962
W 7 D 3 CORD LENGTH EXTENDS 1 FT. FROM DOME BASE	1PS	Silver Mica \$1006
Power/Data unit has two 120v AC receptacles and adapter kit to accept couplers & jacks. Power/Data is available with Tandem Dome base only and must be specified at the time of ordering.		

TO SPECIFY: Please refer to the Leland Specification Guide for complete specifying information. Specify all products by their product code.



MARQUETTE TABLE	MODEL	TOP SIZE/CODE	LIST PRICE/EDGE CODES: V2 V4 V5 V6 W1 W2 W4						
bar dome base	MBDB-B-B	Wood Top							
black column/black crinkle dome		24 DIA - 24D	\$1119	1128	1158	N/A	1279	1279	1663
H 42		30 DIA - 30D	\$1252	1215	1252	N/A	1306	1306	1841
		36 DIA - 36D	\$1682	1600	1637	N/A	2030	2030	2408
		24x24 - 2424	\$1124	N/A	1162	N/A	1283	1283	1849
		30x30 - 3030	\$1260	N/A	1260	N/A	1374	1374	2122
		24x30 - 2430	\$1310	N/A	1338	N/A	1402	1402	1914
		Laminate Top							
		24 DIA - 24D	\$ N/A	1063	1067	1060	1133	1133	1588
		30 DIA - 30D	\$ N/A	1199	1236	1235	1385	1385	1698
		36 DIA - 36D	\$ N/A	1530	1567	1580	1868	1868	2343
		24x24 - 2424	\$ N/A	N/A	1073	1064	1137	1137	1651
		30x30 - 3030	\$ N/A	N/A	1663	1661	1887	1887	2308
		24x30 - 2430	\$ N/A	N/A	1284	1284	1495	1495	1809
		The V4 edge is not available in square or rectangle top sizes.							



Round
24 DIA
30 DIA
36 DIA



Square
24 x 24
30 x 30



Rectangle
24 x 30



MARQUETTE TABLE	MODEL	TOP SIZE/CODE	LIST PRICE/EDGE CODES: V2 V4 V5 V6 W1 W2 W4						
bar dome base	MBDB-B-BC	Wood Top							
black column/brushed chrome dome		24 DIA - 24D	\$1234	1243	1272	N/A	1395	1395	1778
H 42		30 DIA - 30D	\$1389	1352	1389	N/A	1421	1421	1956
		36 DIA - 36D	\$1819	1737	1774	N/A	2167	2167	2544
		24x24 - 2424	\$1238	N/A	1277	N/A	1399	1399	1976
		30x30 - 3030	\$1397	N/A	1397	N/A	1512	1512	2273
		24x30 - 2430	\$1424	N/A	1453	N/A	1517	1517	2029
		Laminate Top							
		24 DIA - 24D	\$ N/A	1159	1189	1180	1254	1254	1697
		30 DIA - 30D	\$ N/A	1343	1277	1379	1506	1506	1819
		36 DIA - 36D	\$ N/A	1674	1710	1723	2012	2012	2486
		24x24 - 2424	\$ N/A	N/A	1194	1185	1260	1260	1883
		30x30 - 3030	\$ N/A	N/A	1385	1384	1602	1602	2125
		24x30 - 2430	\$ N/A	N/A	1405	1405	1621	1621	1929
		The V4 edge is not available in square or rectangle top sizes.							



Round
24 DIA
30 DIA
36 DIA



Square
24 x 24
30 x 30



Rectangle
24 x 30

TO SPECIFY: Please refer to the Leland Specification Guide for complete specifying information. Specify all products by their product code.



MARQUETTE TABLE	MODEL	TOP SIZE/CODE	LIST PRICE/EDGE CODES:	V2	V4	V5	V6	W1	W2	W4
bar dome base	MBDB-C-BC	Wood Top								
chrome column/brushed chrome dome		24 DIA - 24D	\$1341	1351	1381	N/A	1502	1502	1887	
H 42		30 DIA - 30D	\$1565	1525	1430	N/A	1530	1530	2064	
		36 DIA - 36D	\$1993	1911	1948	N/A	2342	2342	2718	
		24x24 - 2424	\$1346	N/A	1385	N/A	1506	1506	1915	
		30x30 - 3030	\$1570	N/A	1570	N/A	1685	1685	2240	
		24x30 - 2430	\$1534	N/A	1563	N/A	1625	1625	2138	
		Laminate Top								
		24 DIA - 24D	\$ N/A	1272	1303	1295	1368	1368	1811	
		30 DIA - 30D	\$ N/A	1524	1391	1563	1620	1620	1933	
		36 DIA - 36D	\$ N/A	1857	1892	1907	2195	2195	2669	
		24x24 - 2424	\$ N/A	N/A	1307	1299	1373	1373	1841	
		30x30 - 3030	\$ N/A	N/A	1567	1568	1784	1784	2114	
		24x30 - 2430	\$ N/A	N/A	1519	1519	1715	1715	2042	

The V4 edge is not available in square or rectangle top sizes.



MARQUETTE TABLE	MODEL	TOP SIZE/CODE	LIST PRICE/EDGE CODES:	V2	V4	V5	V6	W1	W2	W4
bar dome base	MBDB-C-B	Wood Top								
chrome column/black crinkle dome		24 DIA - 24D	\$1227	1236	1266	N/A	1386	1386	1772	
H 42		30 DIA - 30D	\$1427	1387	1314	N/A	1414	1414	1950	
		36 DIA - 36D	\$1855	1773	1810	N/A	2204	2204	2580	
		24x24 - 2424	\$1231	N/A	1270	N/A	1391	1391	1828	
		30x30 - 3030	\$1432	N/A	1432	N/A	1547	1547	2102	
		24x30 - 2430	\$1418	N/A	1447	N/A	1511	1511	2023	
		Laminate Top								
		24 DIA - 24D	\$ N/A	1152	1181	1174	1247	1247	1689	
		30 DIA - 30D	\$ N/A	1382	1270	1417	1500	1500	1812	
		36 DIA - 36D	\$ N/A	1711	1748	1760	2050	2050	2525	
		24x24 - 2424	\$ N/A	N/A	1187	1178	1251	1251	1750	
		30x30 - 3030	\$ N/A	N/A	1423	1422	1639	1639	1985	
		24x30 - 2430	\$ N/A	N/A	1399	1399	1593	1593	1921	

The V4 edge is not available in square or rectangle top sizes.

TO SPECIFY: Please refer to the Leland Specification Guide for complete specifying information. Specify all products by their product code.

LITTLE MARQUETTE TABLE, FOUR LEG BASE Design: Bruce Sienkowski


LITTLE MARQUETTE TABLE	MODEL	TOP SIZE/CODE	LIST PRICE/EDGE CODES: V2 V6 W1 W2			
four leg, black base H 25	MLT-B	Wood Top				
		36 DIA - 36D	\$1126	N/A	1476	1476
		42 DIA - 42D	\$1178	N/A	1581	1581
		48 DIA - 48D	\$1450	N/A	1600	1600
		36x36 - 3636	\$1134	N/A	1486	1486
		42x42 - 4242	\$1193	N/A	1593	1593
		48x48 - 4848	\$1473	N/A	1622	1622
		30x60 - 3060	\$1252	N/A	1531	1531
		Laminate Top				
		36 DIA - 36D	\$N/A	995	1250	1250
		42 DIA - 42D	\$ N/A	1193	1379	1379
		48 DIA - 48D	\$ N/A	1210	1403	1403
		36x36 - 3636	\$ N/A	1006	1261	1261
		42x42 - 4242	\$ N/A	1207	1395	1395
		48x48 - 4848	\$ N/A	1234	1428	1428
		30x60 - 3060	\$ N/A	1119	1272	1272



LITTLE MARQUETTE TABLE	MODEL	TOP SIZE/CODE	LIST PRICE/EDGE CODES: V2 V6 W1 W2			
four leg, sterling base H 25	MLT-ST	Wood Top				
		36 DIA - 36D	\$1243	N/A	1593	1593
		42 DIA - 42D	\$1296	N/A	1698	1698
		48 DIA - 48D	\$1568	N/A	1721	1721
		36x36 - 3636	\$1251	N/A	1604	1604
		42x42 - 4242	\$1310	N/A	1711	1711
		48x48 - 4848	\$1590	N/A	1744	1744
		30x60 - 3060	\$1371	N/A	1649	1649
		Laminate Top				
		36 DIA - 36D	\$ N/A	1121	1410	1410
		42 DIA - 42D	\$ N/A	1292	1546	1546
		48 DIA - 48D	\$N/A	1302	1570	1570
		36x36 - 3636	\$ N/A	1131	1420	1420
		42x42 - 4242	\$ N/A	1318	1560	1560
		48x48 - 4848	\$N/A	1327	1593	1593
		30x60 - 3060	\$ N/A	1289	1433	1433

TO SPECIFY: Please refer to the Leland Specification Guide for complete specifying information. Specify all products by their product code.

Mod

2016 Price List

Pricing effective 03/21/16



L e l a n d

2016 MOD PRICE LIST

MOD: TABLE OF CONTENTS MOD2

MOD SPECIFICATION INFORMATION MOD3

MOD SPECIFICATION EXAMPLE..... MOD4

MOD SLED BASE CHAIR..... MOD5

MOD PEDESTAL SWIVEL BASE CHAIR MOD6

CHAIR MODEL

DESCRIPTION	CODE
Mod sled base	MDS
Mod pedestal swivel base	MDPS

FRAME FINISH: POWDER COAT AND CHROME

DESCRIPTION	CODE
Black	B
Chardonnay	CD
Cool Grey	CG
Java	JV
Matte Black	MB
Slate	S
Sterling	ST
Warm Grey	WG
White	W
Chrome	C

UPHOLSTERY SELECTION

Please refer to Leland Textile Program which features textiles and leathers from the following partners:
Brentano
Camira
Carnegie
CF Stinson
Green Hides
Maharam
Unika Vaev
The complete grade list can be found at lelandinternational.com/textile-partners or you can specify COM/COL. Due to the design of this product, it is recommended that all non pre-approved textile be tested for compatibility.

UPHOLSTERY REQUIREMENTS

With a choice of textile combinations, Mod encourages design creativity. Please note that requirements vary by combination. The graded price of the combined yardage will be calculated using the highest grade textile selected.

TEXTILE REQUIREMENTS	YARDAGE
One textile, entire chair:	1.75 yards
Two/Three textile combination	
Seat:	.75 yard
Inner back:	1.25 yards
Outer back:	.75 yard
LEATHER REQUIREMENTS	SQUARE FEET
One leather, entire chair:	30 sq. ft.
Two/Three leather combination	
Seat:	15 sq. ft.
Inner back:	20 sq. ft.
Outer back:	20 sq. ft.

GLIDE TYPE

STANDARD:	CODE
DESCRIPTION	
Nylon (Pedestal base)	S
Sled base does not accept glides	

FREIGHT NOTE

Due to the size and nature of Mod chairs, the Freight Program does not apply to this product. Please contact Customer Experience for a quote.

SPECIFICATIONS REQUIRED TO CREATE THE PRODUCT CODE

- Model
- Frame Finish
- Seat Upholstery Selection
- Inner Back Upholstery Selection
- Outer Back Upholstery Selection
- Glide Type



MODEL

Mod Pedestal Swivel Base, upholstered seat, upholstered inner back, upholstered outer back (MDPS)

FRAME FINISH

White (W)

SEAT UPHOLSTERY SELECTION

Grade D (D)

INNER BACK UPHOLSTERY SELECTION

Grade D (D)

OUTER BACK UPHOLSTERY SELECTION

Grade D (D)





MOD SLED BASE CHAIR				MODEL	LIST PRICE/GRADE	COM/COL	A	B	C	D	E	F	G	H	I	J	K	L
W 26.5	D 24	H 30.5	SH 17.25	MDS	Powder Coat	\$1083	1162	1202	1242	1282	1322	1362	1402	1442	1482	1522	1562	1602
SW 18.75	SD 19.75	AH 25–27.5			Chrome	\$1101	1180	1220	1260	1300	1340	1380	1420	1460	1500	1540	1580	1620

COM/COL: REQUIREMENTS VARY BY COMBINATION SELECTED.

TEXTILE REQUIREMENTS	YARDAGE
One textile, entire chair:	1.75 yards
Two/Three textile combination	
Seat:	.75 yard
Inner back:	1.25 yards
Outer back:	.75 yard

LEATHER REQUIREMENTS
For COL requirements please contact Leland Customer Experience.

TO SPECIFY: Please refer to pages 3–4 for complete specifying information.
Specify all products by their product code.



MOD PEDESTAL SWIVEL BASE CHAIR				MODEL	LIST PRICE/GRADE	COM/COL	A	B	C	D	E	F	G	H	I	J	K	L
W 26.5	D 24	H 30.5	SH 17.25	MDPS	Powder Coat	\$1518	1597	1637	1677	1717	1757	1797	1837	1877	1917	1957	1997	2037
SW 18.75	SD 19.75	AH 25—27.5			Chrome	\$1548	1627	1667	1707	1747	1787	1827	1867	1907	1947	1987	2027	2067

COM/COL: REQUIREMENTS VARY BY COMBINATION SELECTED.

TEXTILE REQUIREMENTS	YARDAGE
One textile, entire chair:	1.75 yards
Two/Three textile combination	
Seat:	.75 yard
Inner back:	1.25 yards
Outer back:	.75 yard

LEATHER REQUIREMENTS
For COL requirements please contact Leland Customer Experience.

TO SPECIFY: Please refer to pages 3–4 for complete specifying information.
Specify all products by their product code.

Niche Table

2016 Price List

Pricing effective 03/21/16



2016 NICHE TABLE PRICE LIST

NICHE TABLE: TABLE OF CONTENTS.....	NT2
NICHE TABLE SPECIFICATION INFORMATION	NT3
NICHE TABLE SPECIFICATION EXAMPLE.....	NT4
NICHE TABLE A.....	NT5
NICHE TABLE B.....	NT6
NICHE TABLE C.....	NT7
NICHE TABLE D.....	NT8
NICHE TABLE E.....	NT9
NICHE TABLE F.....	NT10
NICHE TABLE G.....	NT11
NICHE TABLE H.....	NT12
NICHE BOX TABLE SPECIFICATON INFORMATION	NT13
NICHE BOX TABLES.....	NT14

MODEL

DESCRIPTION	CODE
Niche Table A	NTA
Niche Table B	NTB
Niche Table C	NTC
Niche Table D	NTD
Niche Table E	NTE
Niche Table F	NTF
Niche Table G	NTG
Niche Table H	NTH

TABLE HEIGHT

DESCRIPTION	CODE
15.5H	15H
20.5H	20H

TOP FINISH

DESCRIPTION	CODE
LELAND COLOURS I & II (ON MAPLE VENEER ONLY)	
Walnut	W
Edge is finished Natural	
FAUX EXOTICS	
Walnut	WL
Ceylon Rosewood	CR
Wenge	WG
Maccasar Ebony	ME
Cultured Mahogany	CM
Teak	TK
Zebrawood	ZW
FSC Ebony	EB
Edge is finished in a Leland color to match Veneer. Contact Customer Experience for details.	
SOLID SURFACE:	
Black Corian®	CB
White Corian®	CW
Grey Corian®	CG
Custom	00

BOX FINISH

DESCRIPTION	CODE
LELAND COLOURS I & II (ON MAPLE VENEER ONLY)	
Walnut	W
FAUX EXOTICS	
Walnut	WL
Ceylon Rosewood	CR
Wenge	WG
Maccasar Ebony	ME
Cultured Mahogany	CM
Teak	TK
Zebrawood	ZW
FSC Ebony	EB

LEG FINISH

DESCRIPTION	CODE	DESCRIPTION	CODE
Black	B	Slate	S
Chardonnay	CD	Sterling	ST
Cool Grey	CG	Warm Grey	WG
Java	JV	White	W
Matte Black	MB		
Polished Aluminum	P		

GLIDE TYPE

Niche has the following standard glides:

DESCRIPTION
Natural Polyethylene glide (on box)
Nylon adjustable glide (table leg)

FREIGHT NOTE

Due to the size and nature of Niche table, the Freight Program does not apply to this product. Please contact Customer Experience for a quote.

SPECIFICATIONS REQUIRED TO CREATE THE PRODUCT CODE

- Model
- Table Height
- Top Finish
- Box Finish
- Leg Finish

N	T	H	-	1	5	H	-	C	G	-	W	-	P
MODEL				TABLE HEIGHT				TOP FINISH			BOX FINISH		LEG FINISH

MODEL

Niche Table H (NTH)

TABLE HEIGHT

15.5H (15H)

TOP FINISH

Grey Corian® (CG)

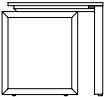
BOX FINISH

Walnut (W)

LEG FINISH

Polished Aluminum (P)





NICHE TABLE A
POWDER COAT LEG

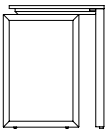
W 17 D 16 H 15.5

	TOP FINISH	MAPLE	WALNUT	FAUX EXOTIC	SOLID SURFACE
BOX FINISH	Maple	\$1303	1369	1438	1510
	Walnut	\$1330	1397	1467	1541
	Faux Exotic	\$1337	1404	1475	1549

NICHE TABLE A
POLISHED ALUMINUM LEG

W 17 D 16 H 15.5

	TOP FINISH	MAPLE	WALNUT	FAUX EXOTIC	SOLID SURFACE
BOX FINISH	Maple	\$1343	1411	1482	1557
	Walnut	\$1370	1439	1511	1587
	Faux Exotic	\$1377	1446	1519	1595



NICHE TABLE A
POWDER COAT LEG

W 17 D 16 H 20.5

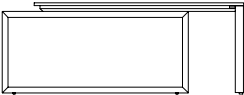
	TOP FINISH	MAPLE	WALNUT	FAUX EXOTIC	SOLID SURFACE
BOX FINISH	Maple	\$1327	1394	1464	1538
	Walnut	\$1354	1422	1494	1569
	Faux Exotic	\$1361	1430	1502	1578

NICHE TABLE A
POLISHED ALUMINUM LEG

W 17 D 16 H 20.5

	TOP FINISH	MAPLE	WALNUT	FAUX EXOTIC	SOLID SURFACE
BOX FINISH	Maple	\$1367	1436	1508	1584
	Walnut	\$1394	1464	1538	1615
	Faux Exotic	\$1401	1472	1546	1624

TO SPECIFY: Please refer to pages 3–4 for complete specifying information.
Specify all products by their product code.

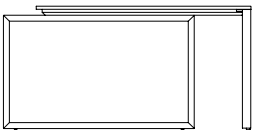


NICHE TABLE B
POWDER COAT LEG

		TOP FINISH	MAPLE	WALNUT	FAUX EXOTIC	SOLID SURFACE
W 41.5 D 34.5 H 15.5	BOX FINISH	Maple	\$1501	1577	1656	1739
		Walnut	\$1532	1609	1690	1775
		Faux Exotic	\$1540	1617	1698	1783

NICHE TABLE B
POLISHED ALUMINUM LEG

		TOP FINISH	MAPLE	WALNUT	FAUX EXOTIC	SOLID SURFACE
W 41.5 D 34.5 H 15.5	BOX FINISH	Maple	\$1547	1625	1707	1793
		Walnut	\$1578	1657	1740	1827
		Faux Exotic	\$1586	1666	1750	1838



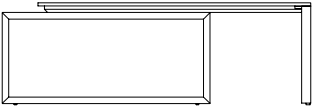
NICHE TABLE B
POWDER COAT LEG

		TOP FINISH	MAPLE	WALNUT	FAUX EXOTIC	SOLID SURFACE
W 41.5 D 34.5 H 20.5	BOX FINISH	Maple	\$1525	1602	1683	1768
		Walnut	\$1556	1634	1716	1802
		Faux Exotic	\$1564	1643	1726	1813

NICHE TABLE B
POLISHED ALUMINUM LEG

		TOP FINISH	MAPLE	WALNUT	FAUX EXOTIC	SOLID SURFACE
W 41.5 D 34.5 H 20.5	BOX FINISH	Maple	\$1571	1650	1733	1820
		Walnut	\$1602	1683	1768	1857
		Faux Exotic	\$1610	1691	1776	1865

TO SPECIFY: Please refer to pages 3–4 for complete specifying information.
Specify all products by their product code.



NICHE TABLE C
POWDER COAT LEG

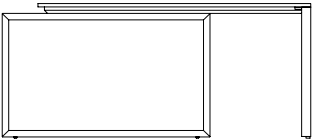
W 47.5 D 37.5 H 15.5

	TOP FINISH	MAPLE	WALNUT	FAUX EXOTIC	SOLID SURFACE
BOX FINISH	Maple	\$1699	1784	1874	1968
	Walnut	\$1733	1820	1911	2007
	Faux Exotic	\$1742	1830	1922	2019

NICHE TABLE C
POLISHED ALUMINUM LEG

W 47.5 D 37.5 H 15.5

	TOP FINISH	MAPLE	WALNUT	FAUX EXOTIC	SOLID SURFACE
BOX FINISH	Maple	\$1750	1838	1930	2027
	Walnut	\$1785	1875	1969	2068
	Faux Exotic	\$1794	1884	1979	2078



NICHE TABLE C
POWDER COAT LEG

W 47.5 D 37.5 H 20.5

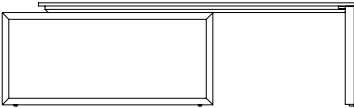
	TOP FINISH	MAPLE	WALNUT	FAUX EXOTIC	SOLID SURFACE
BOX FINISH	Maple	\$1723	1810	1901	1997
	Walnut	\$1757	1845	1938	2035
	Faux Exotic	\$1766	1855	1948	2046

NICHE TABLE C
POLISHED ALUMINUM LEG

W 47.5 D 37.5 H 20.5

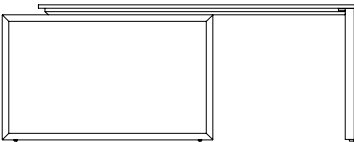
	TOP FINISH	MAPLE	WALNUT	FAUX EXOTIC	SOLID SURFACE
BOX FINISH	Maple	\$1774	1863	1957	2055
	Walnut	\$1809	1900	1995	2095
	Faux Exotic	\$1818	1909	2005	2106

TO SPECIFY: Please refer to pages 3–4 for complete specifying information.
Specify all products by their product code.



NICHE TABLE D POWDER COAT LEG		TOP FINISH	MAPLE	WALNUT	FAUX EXOTIC	SOLID SURFACE
W 53.5 D 43.5 H 15.5	BOX FINISH	Maple	\$1897	1992	2092	2197
		Walnut	\$1935	2032	2134	2241
		Faux Exotic	\$1945	2043	2146	2254

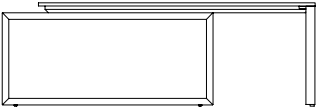
NICHE TABLE D POLISHED ALUMINUM LEG		TOP FINISH	MAPLE	WALNUT	FAUX EXOTIC	SOLID SURFACE
W 53.5 D 43.5 H 15.5	BOX FINISH	Maple	\$1954	2052	2155	2263
		Walnut	\$1994	2094	2199	2309
		Faux Exotic	\$2004	2105	2211	2322



NICHE TABLE D POWDER COAT LEG		TOP FINISH	MAPLE	WALNUT	FAUX EXOTIC	SOLID SURFACE
W 53.5 D 43.5 H 20.5	BOX FINISH	Maple	\$1921	2018	2119	2225
		Walnut	\$1959	2057	2160	2268
		Faux Exotic	\$1969	2068	2172	2281

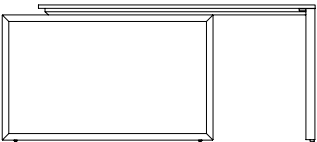
NICHE TABLE D POLISHED ALUMINUM LEG		TOP FINISH	MAPLE	WALNUT	FAUX EXOTIC	SOLID SURFACE
W 53.5 D 43.5 H 20.5	BOX FINISH	Maple	\$1978	2077	2181	2291
		Walnut	\$2018	2119	2225	2337
		Faux Exotic	\$2028	2130	2237	2349

TO SPECIFY: Please refer to pages 3–4 for complete specifying information.
Specify all products by their product code.



NICHE TABLE E POWDER COAT LEG		TOP FINISH	MAPLE	WALNUT	FAUX EXOTIC	SOLID SURFACE
W 47.5 D 22 H 15.5	BOX FINISH	Maple	\$2095	2200	2310	2426
		Walnut	\$2137	2244	2357	2475
		Faux Exotic	\$2148	2256	2369	2488

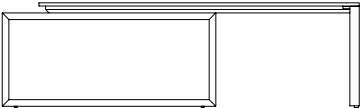
NICHE TABLE E POLISHED ALUMINUM LEG		TOP FINISH	MAPLE	WALNUT	FAUX EXOTIC	SOLID SURFACE
W 47.5 D 22 H 15.5	BOX FINISH	Maple	\$2158	2266	2380	2499
		Walnut	\$2202	2313	2429	2551
		Faux Exotic	\$2214	2325	2442	2565



NICHE TABLE E POWDER COAT LEG		TOP FINISH	MAPLE	WALNUT	FAUX EXOTIC	SOLID SURFACE
W 47.5 D 22 H 20.5	BOX FINISH	Maple	\$2119	2225	2337	2454
		Walnut	\$2161	2270	2384	2504
		Faux Exotic	\$2172	2281	2396	2516

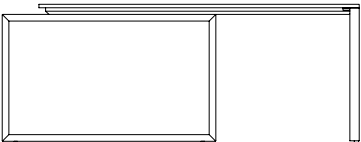
NICHE TABLE E POLISHED ALUMINUM LEG		TOP FINISH	MAPLE	WALNUT	FAUX EXOTIC	SOLID SURFACE
W 47.5 D 22 H 20.5	BOX FINISH	Maple	\$2182	2292	2407	2528
		Walnut	\$2226	2338	2455	2578
		Faux Exotic	\$2238	2350	2468	2592

TO SPECIFY: Please refer to pages 3–4 for complete specifying information.
Specify all products by their product code.



NICHE TABLE F POWDER COAT LEG		TOP FINISH	MAPLE	WALNUT	FAUX EXOTIC	SOLID SURFACE
W 53.5 D 22 H 15.5	BOX FINISH	Maple	\$2293	2408	2529	2656
		Walnut	\$2339	2456	2579	2708
		Faux Exotic	\$2351	2469	2593	2723

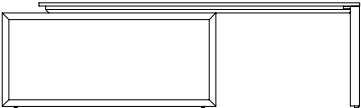
NICHE TABLE F POLISHED ALUMINUM LEG		TOP FINISH	MAPLE	WALNUT	FAUX EXOTIC	SOLID SURFACE
W 53.5 D 22 H 15.5	BOX FINISH	Maple	\$2362	2481	2606	2737
		Walnut	\$2410	2531	2658	2791
		Faux Exotic	\$2423	2545	2673	2807



NICHE TABLE F POWDER COAT LEG		TOP FINISH	MAPLE	WALNUT	FAUX EXOTIC	SOLID SURFACE
W 53.5 D 22 H 20.5	BOX FINISH	Maple	\$2317	2433	2555	2683
		Walnut	\$2363	2482	2607	2738
		Faux Exotic	\$2375	2494	2619	2750

NICHE TABLE F POLISHED ALUMINUM LEG		TOP FINISH	MAPLE	WALNUT	FAUX EXOTIC	SOLID SURFACE
W 53.5 D 22 H 20.5	BOX FINISH	Maple	\$2386	2506	2632	2764
		Walnut	\$2434	2556	2684	2819
		Faux Exotic	\$2447	2570	2699	2834

TO SPECIFY: Please refer to pages 3–4 for complete specifying information.
Specify all products by their product code.



NICHE TABLE G
POWDER COAT LEG

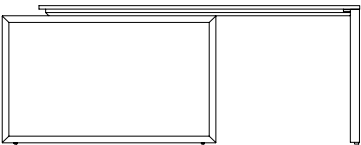
W 59.5 D 22 H 15.5

	TOP FINISH	MAPLE	WALNUT	FAUX EXOTIC	SOLID SURFACE
BOX FINISH	Maple	\$2491	2616	2747	2885
	Walnut	\$2541	2669	2803	2944
	Faux Exotic	\$2554	2682	2817	2958

NICHE TABLE G
POLISHED ALUMINUM LEG

W 59.5 D 22 H 15.5

	TOP FINISH	MAPLE	WALNUT	FAUX EXOTIC	SOLID SURFACE
BOX FINISH	Maple	\$2566	2695	2830	2972
	Walnut	\$2618	2749	2887	3032
	Faux Exotic	\$2632	2764	2903	3049



NICHE TABLE G
POWDER COAT LEG

W 59.5 D 22 H 20.5

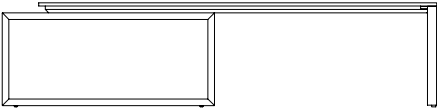
	TOP FINISH	MAPLE	WALNUT	FAUX EXOTIC	SOLID SURFACE
BOX FINISH	Maple	\$2515	2641	2774	2913
	Walnut	\$2565	2694	2829	2971
	Faux Exotic	\$2578	2707	2843	2986

NICHE TABLE G
POLISHED ALUMINUM LEG

W 59.5 D 22 H 20.5

	TOP FINISH	MAPLE	WALNUT	FAUX EXOTIC	SOLID SURFACE
BOX FINISH	Maple	\$2590	2720	2856	2999
	Walnut	\$2642	2775	2914	3060
	Faux Exotic	\$2656	2789	2929	3076

TO SPECIFY: Please refer to pages 3–4 for complete specifying information.
Specify all products by their product code.



**NICHE TABLE H
POWDER COAT LEG**

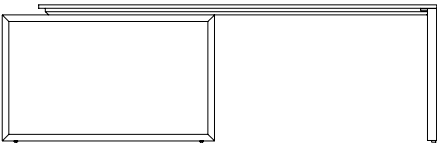
W 65.5 D 22 H 15.5

	TOP FINISH	MAPLE	WALNUT	FAUX EXOTIC	SOLID SURFACE
BOX FINISH	Maple	\$2887	3032	3184	3344
	Walnut	\$2945	3093	3248	3411
	Faux Exotic	\$2960	3108	3264	3428

**NICHE TABLE H
POLISHED ALUMINUM LEG**

W 65.5 D 22 H 15.5

	TOP FINISH	MAPLE	WALNUT	FAUX EXOTIC	SOLID SURFACE
BOX FINISH	Maple	\$2974	3123	3280	3444
	Walnut	\$3034	3186	3346	3514
	Faux Exotic	\$3050	3203	3364	3533



**NICHE TABLE H
POWDER COAT LEG**

W 65.5 D 22 H 20.5

	TOP FINISH	MAPLE	WALNUT	FAUX EXOTIC	SOLID SURFACE
BOX FINISH	Maple	\$2911	3057	3210	3371
	Walnut	\$2969	3118	3274	3438
	Faux Exotic	\$2984	3134	3291	3456

**NICHE TABLE H
POLISHED ALUMINUM LEG**

W 65.5 D 22 H 20.5

	TOP FINISH	MAPLE	WALNUT	FAUX EXOTIC	SOLID SURFACE
BOX FINISH	Maple	\$2998	3148	3306	3472
	Walnut	\$3058	3211	3372	3541
	Faux Exotic	\$3074	3228	3390	3560

TO SPECIFY: Please refer to pages 3–4 for complete specifying information.
Specify all products by their product code.

NICHE BOX TABLE SPECIFICATION INFORMATION

MODEL

DESCRIPTION	CODE
Niche Box Table	NBT

TOP SIZE

DESCRIPTION	CODE
18x18 (Only available with 18" Table Height)	1818
24x18	2418
32x18	3218
42x18	4218
12.75x14 (Only available with 19" Table Height)	1214

TABLE HEIGHT

DESCRIPTION	CODE
11" Table Height	11H
13" Table Height	13H
18" Table Height	18H
19" Table Height (Only available with 12.75x14 Top)	19H

BOX FINISH

DESCRIPTION	CODE
LELAND COLOURS I & II (ON MAPLE VENEER ONLY)	

Walnut	W
--------	---

FAUX EXOTICS

Walnut	WL
Ceylon Rosewood	CR
Wenge	WG
Maccasar Ebony	ME
Cultured Mahogany	CM
Teak	TK
Zebrawood	ZW
FSC Ebony	EB

Edge is finished Natural or to match veneer. Contact Customer Experience for details.



GLIDE TYPE

Niche has the following standard glide:

DESCRIPTION
Natural Polyethylene glide




FREIGHT NOTE

Due to the size and nature of Niche table, the Freight Program does not apply to this product. Please contact Customer Experience for a quote.






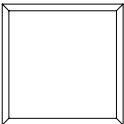
**11" H NICHE
BOX TABLE**

	MODEL	TOP FINISH	MAPLE	WALNUT	FAUX EXOTIC
11H	NBT-2418-11H	24x18	\$890	932	942
	NBT-3218-11H	32x18	\$992	1022	1059
	NBT-4218-11H	42x18	\$1125	1167	1183




**13" H NICHE
BOX TABLE**

	MODEL	TOP FINISH	MAPLE	WALNUT	FAUX EXOTIC
13H	NBT-2418-13H	24x18	\$916	953	971
	NBT-3218-13H	32x18	\$1020	1073	1088
	NBT-4218-13H	42x18	\$1216	1286	1307



**18" H NICHE
BOX TABLE**

	MODEL	TOP FINISH	MAPLE	WALNUT	FAUX EXOTIC
18H	NBT-1818-18H	18x18	\$902	944	957
	NBT-2418-18H	24x18	\$982	1030	1142
	NBT-3218-18H	32x18	\$1086	1144	1162
	NBT-4218-18H	42x18	\$1217	1267	1307



**19" H NICHE
BOX TABLE**

	MODEL	TOP FINISH	MAPLE	WALNUT	FAUX EXOTIC
19H	NBT-1214-19H	12x14	\$684	711	719

TO SPECIFY: Please refer to pages 3–4 for complete specifying information.
Specify all products by their product code.



Otto Screen

2016 Price List

Pricing effective 03/21/16

2016 OTTO SCREEN PRICE LIST

OTTO SCREEN: TABLE OF CONTENTS OS2

OTTO SCREEN SPECIFICATION INFORMATION OS3

OTTO SCREEN SPECIFICATION EXAMPLE OS4

OTTO SCREEN, SMALL OS5

OTTO SCREEN, MEDIUM OS6

OTTO SCREEN, MEDIUM WITH WHITEBOARD OS7

OTTO SCREEN, LARGE OS8

OTTO SCREEN, LARGE WITH WHITEBOARD OS9

MODEL

DESCRIPTION	CODE
Otto screen small	OSS
Otto screen medium	OMS
Otto screen medium, whiteboard	OMSW
Otto screen large	OLS
Otto screen large, whiteboard	OLSW

BASE OPTIONS

DESCRIPTION	CODE
Arc	A
4 Leg	4L
4 Wheel	4W
2 Leg, 2 Wheel	2L2W

BASE FINISH

DESCRIPTION	CODE
Black	B
Chardonnay	CD
Cool Grey	CG
Java	JV
Matte Black	MB
Slate	S
Sterling	ST
Warm Grey	WG
White	W

Note that Arc base must be specified in Black (B) and the finish is Black Crinkle.

UPHOLSTERY SELECTION

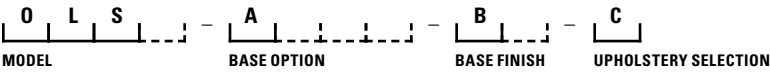
The Otto Screen can only be specified in Xorel by Carnegie Textiles. Please refer to the Xorel textile program online at www.xorel.com for textile options.

FREIGHT NOTE

Due to the size and nature of Otto Screens, the Freight Program does not apply to this product. Please contact Customer Experience for a quote.

SPECIFICATIONS REQUIRED TO CREATE THE PRODUCT CODE

- Model
- Base Option
- Base Finish
- Upholstery Selection



MODEL

Otto Screen, Large (OLS)

BASE OPTION

Arc (A)

BASE FINISH

Black Crinkle (B)

UPHOLSTERY SELECTION

Xorel Strie 102, Grade C (C)





OTTO SCREEN, SMALL	MODEL	LIST PRICE/GRADE	COM	C	D	E	F	G	H	I	J
arc base W 26 D 8 H 48	OSS-A			\$2733	2811	2889	2967	3045	3123	3201	3279



OTTO SCREEN, SMALL	MODEL	LIST PRICE/GRADE		C	D	E	F	G	H	I	J
four leg base W 26 D 14 H 48	OSS-4L			\$2505	2583	2661	2739	2817	2895	2973	3051



OTTO SCREEN, SMALL	MODEL	LIST PRICE/GRADE		C	D	E	F	G	H	I	J
four wheel base W 26 D 15 H 48	OSS-4W			\$2552	2630	2708	2786	2864	2942	3020	3098



OTTO SCREEN, SMALL	MODEL	LIST PRICE/GRADE		C	D	E	F	G	H	I	J
two leg, two wheel base W 26 D 15 H 48	OSS-2L2W			\$2528	2606	2684	2762	2840	2918	2996	3074

TO SPECIFY: Please refer to pages 3–4 for complete specifying information.
Specify all products by their product code.



OTTO SCREEN, MEDIUM	MODEL	LIST PRICE/GRADE	C	D	E	F	G	H	I	J
arc base	OMS-A		\$3097	3198	3299	3400	3501	3602	3703	3804
W 42 D 8 H 60										



OTTO SCREEN, MEDIUM	MODEL	LIST PRICE/GRADE	C	D	E	F	G	H	I	J
four leg base	OMS-4L		\$2752	2853	2954	3055	3156	3257	3358	3459
W 40 D 14 H 60										



OTTO SCREEN, MEDIUM	MODEL	LIST PRICE/GRADE	C	D	E	F	G	H	I	J
four wheel base	OMS-4W		\$2799	2900	3001	3102	3203	3304	3405	3506
W 40 D 15 H 60										



OTTO SCREEN, MEDIUM	MODEL	LIST PRICE/GRADE	C	D	E	F	G	H	I	J
two leg, two wheel base	OMS-2L2W		\$2775	2876	2977	3078	3179	3280	3381	3482
W 40 D 15 H 60										

TO SPECIFY: Please refer to pages 3–4 for complete specifying information.
Specify all products by their product code.



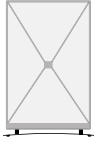
OTTO SCREEN, MEDIUM
WITH WHITEBOARD

	MODEL	LIST PRICE/GRADE	C	D	E	F	G	H	I	J
four wheel base	OMSW-4W		\$4245	4346	4447	4548	4649	4750	4851	4952

W 40 D 17.5 H 60

Otto screen with whiteboard is only available with four wheel base.
Minimum order quantity of 15. Contact Customer Experience for pricing on fewer than 15.
Available Xorel Strie colors 100, 101 and 102 require 5.25 yards.
All textile used on the Otto Screen must be an approved Xorel textile.

TO SPECIFY: Please refer to pages 3–4 for complete specifying information.
Specify all products by their product code.



OTTO SCREEN, LARGE	MODEL	LIST PRICE/GRADE	C	D	E	F	G	H	I	J
arc base	OLS-A		\$3684	3817	3950	4083	4216	4349	4482	4615
W 52 D 8 H 72										



OTTO SCREEN, LARGE	MODEL	LIST PRICE/GRADE	C	D	E	F	G	H	I	J
four leg base	OLS-4L		\$3063	3196	3329	3462	3595	3728	3861	3994
W 50 D 14 H 72										



OTTO SCREEN, LARGE	MODEL	LIST PRICE/GRADE	C	D	E	F	G	H	I	J
four wheel base	OLS-4W		\$3110	3243	3376	3509	3642	3775	3908	4041
W 50 D 15 H 72										



OTTO SCREEN, LARGE	MODEL	LIST PRICE/GRADE	C	D	E	F	G	H	I	J
two leg, two wheel base	OLS-2L2W		\$3086	3219	3352	3485	3618	3751	3884	4017
W 50 D 15 H 72										

TO SPECIFY: Please refer to pages 3–4 for complete specifying information.
Specify all products by their product code.



**OTTO SCREEN, LARGE
WITH WHITEBOARD**

	MODEL	LIST PRICE/GRADE	C	D	E	F	G	H	I	J
four wheel base	OLSW-4W		\$4534	4667	4800	4933	5066	5199	5332	5465

W 50 D 17.5 H 72

Otto screen large with whiteboard is only available with four wheel base.
Yardage: 4 yards - Xorel Strie colors 100, 101 and 102 require 6 yards.
All textile used on the Otto Screen must be an approved Xorel textile.

TO SPECIFY: Please refer to pages 3–4 for complete specifying information.
Specify all products by their product code.



Otto Seating

2016 Price List

Pricing effective 03/21/16



2016 OTTO SEATING PRICE LIST

OTTO SEATING: TABLE OF CONTENTS	OTS2
OTTO SEATING SPECIFICATION INFORMATION	OTS3
OTTO SEATING SPECIFICATION EXAMPLE	OTS4
OTTO LOUNGE CHAIR, LOW BACK, ARMLESS	OTS5
OTTO LOUNGE CHAIR, LOW BACK, WITH ARMS	OTS6
OTTO LOUNGE CHAIR, HIGH BACK, ARMLESS	OTS7
OTTO LOUNGE CHAIR, HIGH BACK, WITH ARMS	OTS8
OTTO SETTEE, LOW BACK, ARMLESS	OTS9
OTTO SETTEE, LOW BACK, WITH ARMS	OTS10
OTTO SETTEE, HIGH BACK, ARMLESS	OTS11
OTTO SETTEE, HIGH BACK, WITH ARMS	OTS12
OTTO SOFA, LOW BACK, ARMLESS	OTS13
OTTO SOFA, LOW BACK, WITH ARMS	OTS14
OTTO SOFA, HIGH BACK, ARMLESS	OTS15
OTTO SOFA, HIGH BACK, WITH ARMS	OTS16
OTTO BENCH AND OTTOMAN SPECIFICATION INFORMATION. . .	OTS17
OTTO BENCH AND OTTOMAN SPECIFICATION EXAMPLE	OTS18
OTTO BENCH AND OTTOMAN	OTS19

MODEL

LOUNGE

Low back, armless
Low back, with arms
High back, armless
High back, with arms

CODE

OLL
OLA
OHL
OHA

SETTEE

Low back, armless
Low back, with arms
High back, armless
High back, with arms

OS
OSLA
OSH
OSHA

SOFA

Low back, armless
Low back, with arms
High back, armless
High back, with arms

OSOL
OSOLA
OSOH
OSOHA

BACK OPTION

DESCRIPTION

Wood
Wood with Upholstered Onlay
Fully Upholstered

CODE

W
WO
FU

WOOD BACK TYPE

DESCRIPTION

Quarter Sliced Maple
Maple Parquet
Reverse Diamond
Quarter Sliced Walnut

CODE

QSM
MP
RD
QSW

BACK AND LEG FINISH

LELAND COLOURS I & II (Click to view)

CUSTOM Specify Custom (01)

*Please note that Otto is NOT AVAILABLE in the following finishes:
Natural Beech (09), Natural White Oak (12)

UPHOLSTERY SELECTION

Please refer to Leland Textile Program which features textiles and leathers from the following partners:

Brentano
Camira
Carnegie
CF Stinson
Green Hides
Maharam
Unika Vaev

The complete grade list can be found at lelandinternational.com/textile-partners or you can specify COM/COL. Due to the design of this product, it is recommended that all non pre-approved textile be tested for compatibility.

* Due to upholstery requirements, the Otto product line can only be upholstered railroaded. Please consider when specifying textiles with a pattern. Untested COM or COL textiles will not be accepted.

STITCHING DETAIL

DESCRIPTION

Basic (Recommended for patterned textiles)
Premium

CODE

B
P



Fully Upholstered with Basic Stitch (B)



Fully Upholstered with Premium Stitch (P)

GLIDES

Otto seating glides are plastic.

FREIGHT NOTE

Due to the size and nature of Otto Seating, the Freight Program does not apply to this product. Please contact Customer Experience for a quote.

SPECIFICATIONS REQUIRED TO CREATE THE PRODUCT CODE

OTTO LOUNGE CHAIR, SETTEE AND SOFA

- Model
- Back Option
- Wood Back Type (when applicable)
- Back Finish or Upholstery
- Seat Upholstery
- Bolster Upholstery
- Stitch Detail
- Leg Finish
- Arm Upholstery (when applicable)
- Back Onlay (when applicable)

O	L	A	W	O	M	P	1	1	E	E	P	1	1	E	E					
MODEL			BACK OPTION		WOOD BACK TYPE (WHEN APPLICABLE)		BACK FINISH OR UPHOLSTERY		SEAT UPHOLSTERY		BOLSTER UPHOLSTERY		STITCH DETAIL		LEG FINISH		ARM UPHOLSTERY (WHEN APPLICABLE)		BACK ONLAY (WHEN APPLICABLE)	

MODEL

Otto Lounge Chair, Low Back, with Arms (OLA)

BACK OPTION

Wood with Upholstered Onlay (WO)

WOOD BACK TYPE

Maple Parquet (MP)

BACK FINISH OR UPHOLSTERY

Natural (11)

SEAT UPHOLSTERY

Enter upholstery grade, COM or COL.
Grade E (E)

BOLSTER UPHOLSTERY

Enter upholstery grade, COM or COL.
Grade E (E)

STITCH DETAIL

Premium (P)

LEG FINISH

Natural (11)

ARM UPHOLSTERY

Enter upholstery grade, COM or COL. Grade E (E)

BACK ONLAY

Enter upholstery grade, COM or COL. Grade E (E)





OTTO LOUNGE CHAIR	MODEL	LIST PRICE/GRADE	COM/COL	A	B	C	D	E	F	G	H	I	J	K	L
low back, armless W 30 D 27 H 37 SH 18	OLL-W-QSM	Quarter Sliced Maple	\$2594	2741	2815	2889	2963	3037	3111	3185	3259	3333	3407	3481	3555
	OLL-W-MP	Maple Parquet	\$2863	3010	3084	3158	3232	3306	3380	3454	3528	3602	3676	3750	3824
	OLL-W-RD	Reverse Diamond Mpl	\$3159	3306	3380	3454	3528	3602	3676	3750	3824	3898	3972	4046	4120
	OLL-W-QSW	Quarter Sliced Walnut	\$2594	2741	2815	2889	2963	3037	3111	3185	3259	3333	3407	3481	3555



low back, armless W 30 D 27 H 37 SH 18	OLL-FU	Fully Upholstered	\$2181	2444	2576	2708	2840	2972	3104	3236	3368	3500	3632	3764	3896
-------------------------------------------	--------	-------------------	--------	------	------	------	------	------	------	------	------	------	------	------	------

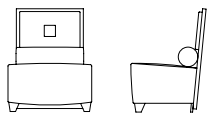
Contact Leland Customer Experience for yardage requirements on textiles with repeats.

COM YARDAGE REQUIREMENTS:

Seat: 1.25 yards Bolster:.75 yard Fully Upholstered Back: 3 yards

COL SQUARE FEET REQUIREMENTS:

For COL requirements please contact Leland Customer Experience.



OTTO LOUNGE CHAIR, UPHOLSTERED ONLY	MODEL	LIST PRICE/GRADE	COM/COL	A	B	C	D	E	F	G	H	I	J	K	L
low back, armless W 30 D 27 H 37 SH 18	OLL-WO-QSM	Quarter Sliced Maple	\$2763	2936	3023	3110	3197	3284	3371	3458	3545	3632	3719	3806	3893
	OLL-WO-MP	Maple Parquet	\$3031	3204	3291	3378	3465	3552	3639	3726	3813	3900	3987	4074	4161
	OLL-WO-RD	Reverse Diamond Mpl	\$3327	3500	3587	3674	3761	3848	3935	4022	4109	4196	4283	4370	4457
	OLL-WO-QSW	Quarter Sliced Walnut	\$2763	2936	3023	3110	3197	3284	3371	3458	3545	3632	3719	3806	3893

Contact Leland Customer Experience for yardage requirements on textiles with repeats.

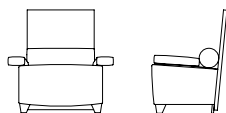
COM YARDAGE REQUIREMENTS:

Seat: 1.25 yards Bolster:.75 yard Onlay: 1 yard

COL SQUARE FEET REQUIREMENTS:

For COL requirements please contact Leland Customer Experience.

TO SPECIFY: Please refer to pages 3–4 for complete specifying information.
Specify all products by their product code.



OTTO LOUNGE CHAIR		MODEL	LIST PRICE/GRADE	COM/COL	A	B	C	D	E	F	G	H	I	J	K	L
low back, with arms		OLA-W-QSM	Quarter Sliced Maple	\$3013	3196	3288	3380	3472	3564	3656	3748	3840	3932	4024	4116	4208
W 35 D 27 H 37 SH 18 AH 20.5		OLA-W-MP	Maple Parquet	\$3286	3469	3561	3653	3745	3837	3929	4021	4113	4205	4297	4389	4481
		OLA-W-RD	Reverse Diamond Mpl	\$3587	3770	3862	3954	4046	4138	4230	4322	4414	4506	4598	4690	4782
		OLA-W-QSW	Quarter Sliced Walnut	\$3013	3196	3288	3380	3472	3564	3656	3748	3840	3932	4024	4116	4208



low back, with arms		OLA-FU	Fully Upholstered	\$2628	2929	3080	3231	3382	3533	3684	3835	3986	4137	4288	4439	4590
---------------------	--	--------	-------------------	--------	------	------	------	------	------	------	------	------	------	------	------	------

W 35 D 27 H 37 SH 18 AH 20.5

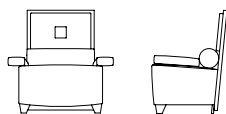
Contact Leland Customer Experience for yardage requirements on textiles with repeats.

COM YARDAGE REQUIREMENTS:

Seat: 1.25 yards Bolster:.75 yard Arms (1 or 2):.75 yard Fully Upholstered Back: 3 yards

COL SQUARE FEET REQUIREMENTS:

For COL requirements please contact Leland Customer Experience.



OTTO LOUNGE CHAIR, UPHOLSTERED ONLAY		MODEL	LIST PRICE/GRADE	COM/COL	A	B	C	D	E	F	G	H	I	J	K	L
low back, with arms		OLA-WO-QSM	Quarter Sliced Maple	\$3181	3391	3496	3601	3706	3811	3916	4021	4126	4231	4336	4441	4546
W 35 D 27 H 37 SH 18 AH 20.5		OLA-WO-MP	Maple Parquet	\$3454	3664	3769	3874	3979	4084	4189	4294	4399	4504	4609	4714	4819
		OLA-WO-RD	Reverse Diamond Mpl	\$3755	3965	4070	4175	4280	4385	4490	4595	4700	4805	4910	5015	5120
		OLA-WO-QSW	Quarter Sliced Walnut	\$3181	3391	3496	3601	3706	3811	3916	4021	4126	4231	4336	4441	4546

Contact Leland Customer Experience for yardage requirements on textiles with repeats.

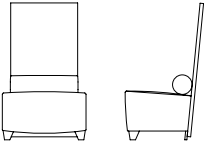
COM YARDAGE REQUIREMENTS:

Seat: 1.25 yards Bolster:.75 yard Arms (1 or 2):.75 yard Onlay: 1 yard

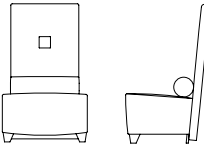
COL SQUARE FEET REQUIREMENTS:

For COL requirements please contact Leland Customer Experience.

TO SPECIFY: Please refer to pages 3–4 for complete specifying information.
Specify all products by their product code.



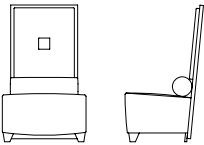
OTTO LOUNGE CHAIR	MODEL	LIST PRICE/GRADE	COM/COL	A	B	C	D	E	F	G	H	I	J	K	L
high back, armless W 30 D 28 H 48.5 SH 18	OHL-W-QSM	Quarter Sliced Maple	\$2753	2900	2974	3048	3122	3196	3270	3344	3418	3492	3566	3640	3714
	OHL-W-MP	Maple Parquet	\$3179	3326	3400	3474	3548	3622	3696	3770	3844	3918	3992	4066	4140
	OHL-W-RD	Reverse Diamond Mpl	\$3324	3471	3545	3619	3693	3767	3841	3915	3989	4063	4137	4211	4285
	OHL-W-QSW	Quarter Sliced Walnut	\$2753	2900	2974	3048	3122	3196	3270	3344	3418	3492	3566	3640	3714



	OHL-FU	Fully Upholstered	\$2293	2594	2745	2896	3047	3198	3349	3500	3651	3802	3953	4104	4255
--	--------	-------------------	--------	------	------	------	------	------	------	------	------	------	------	------	------

high back, armless
W 30 D 28 H 48.5 SH 18

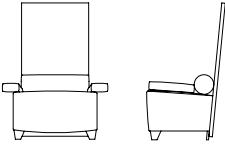
Contact Leland Customer Experience for yardage requirements on textiles with repeats.
COM YARDAGE REQUIREMENTS:
Seat: 1.25 yards Bolster:.75 yard Fully Upholstered Back: 3 yards
COL SQUARE FEET REQUIREMENTS:
For COL requirements please contact Leland Customer Experience.



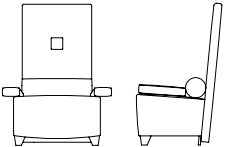
OTTO LOUNGE CHAIR, UPHOLSTERED ONLAY	MODEL	LIST PRICE/GRADE	COM/COL	A	B	C	D	E	F	G	H	I	J	K	L
high back, armless W 30 D 28 H 48.5 SH 18	OHL-WO-QSM	Quarter Sliced Maple	\$2977	3175	3274	3373	3472	3571	3670	3769	3868	3967	4066	4165	4264
	OHL-WO-MP	Maple Parquet	\$3403	3601	3700	3799	3898	3997	4096	4195	4294	4393	4492	4591	4690
	OHL-WO-RD	Reverse Diamond Mpl	\$3548	3746	3845	3944	4043	4142	4241	4340	4439	4538	4637	4736	4835
	OHL-WO-QSW	Quarter Sliced Walnut	\$2977	3175	3274	3373	3472	3571	3670	3769	3868	3967	4066	4165	4264

Contact Leland Customer Experience for yardage requirements on textiles with repeats.
COM YARDAGE REQUIREMENTS:
Seat: 1.25 yards Bolster:.75 yard Onlay: 1 yard
COL SQUARE FEET REQUIREMENTS:
Seat: 35 sq. ft. Bolster: 6 sq. ft. Onlay: 20 sq. ft.

TO SPECIFY: Please refer to pages 3–4 for complete specifying information.
Specify all products by their product code.



OTTO LOUNGE CHAIR	MODEL	LIST PRICE/GRADE	COM/COL	A	B	C	D	E	F	G	H	I	J	K	L
high back, with arms W 35 D 28 H 48.5 SH 18 AH 20.5	OHA-W-QSM	Quarter Sliced Maple	\$3176	3359	3451	3543	3635	3727	3819	3911	4003	4095	4187	4279	4371
	OHA-W-MP	Maple Parquet	\$3610	3793	3885	3977	4069	4161	4253	4345	4437	4529	4621	4713	4805
	OHA-W-RD	Reverse Diamond Mpl	\$3757	3940	4032	4124	4216	4308	4400	4492	4584	4676	4768	4860	4952
	OHA-W-QSW	Quarter Sliced Walnut	\$3176	3359	3451	3543	3635	3727	3819	3911	4003	4095	4187	4279	4371



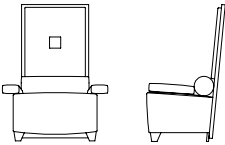
	OHA-FU	Fully Upholstered	\$2740	3082	3253	3424	3595	3766	3937	4108	4279	4450	4621	4792	4963
--	--------	-------------------	--------	------	------	------	------	------	------	------	------	------	------	------	------

high back, with arms
W 35 D 28 H 48.5 SH 18 AH 20.5

Contact Leland Customer Experience for yardage requirements on textiles with repeats.

COM YARDAGE REQUIREMENTS:
Seat: 1.25 yards Bolster:.75 yard Arms (1 or 2):.75 yard Fully Upholstered Back: 3 yards

COL SQUARE FEET REQUIREMENTS:
For COL requirements please contact Leland Customer Experience.



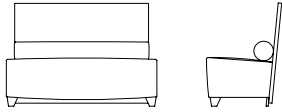
OTTO LOUNGE CHAIR, UPHOLSTERED ONLAY	MODEL	LIST PRICE/GRADE	COM/COL	A	B	C	D	E	F	G	H	I	J	K	L
high back, with arms W 35 D 28 H 48.5 SH 18 AH 20.5	OHA-WO-QSM	Quarter Sliced Maple	\$3399	3636	3755	3874	3993	4112	4231	4350	4469	4588	4707	4826	4945
	OHA-WO-MP	Maple Parquet	\$3834	4071	4190	4309	4428	4547	4666	4785	4904	5023	5142	5261	5380
	OHA-WO-RD	Reverse Diamond Mpl	\$3981	4218	4337	4456	4575	4694	4813	4932	5051	5170	5289	5408	5527
	OHA-WO-QSW	Quarter Sliced Walnut	\$3399	3636	3755	3874	3993	4112	4231	4350	4469	4588	4707	4826	4945

Contact Leland Customer Experience for yardage requirements on textiles with repeats.

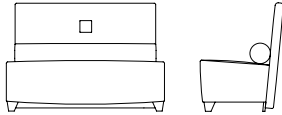
COM YARDAGE REQUIREMENTS:
Seat: 1.25 yards Bolster:.75 yard Arms (1 or 2):.75 yard Onlay: 1 yard

COL SQUARE FEET REQUIREMENTS:
For COL requirements please contact Leland Customer Experience.

TO SPECIFY: Please refer to pages 3–4 for complete specifying information.
Specify all products by their product code.



OTTO SETTEE	MODEL	LIST PRICE/GRADE	COM/COL	A	B	C	D	E	F	G	H	I	J	K	L
low back, armless W 54 D 27 H 37 SH 18	OS-W-QSM	Quarter Sliced Maple	\$3876	4087	4193	4299	4405	4511	4617	4723	4829	4935	5041	5147	5253
	OS-W-MP	Maple Parquet	\$4302	4513	4619	4725	4831	4937	5043	5149	5255	5361	5467	5573	5679
	OS-W-RD	Reverse Diamond Mpl	\$4446	4657	4763	4869	4975	5081	5187	5293	5399	5505	5611	5717	5823
	OS-W-QSW	Quarter Sliced Walnut	\$3876	4087	4193	4299	4405	4511	4617	4723	4829	4935	5041	5147	5253



	OS-FU	Fully Upholstered	\$2897	3292	3490	3688	3886	4084	4282	4480	4678	4876	5074	5272	5470
--	-------	-------------------	--------	------	------	------	------	------	------	------	------	------	------	------	------

low back, armless
W 54 D 27 H 37 SH 18

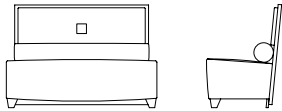
Contact Leland Customer Experience for yardage requirements on textiles with repeats.

COM YARDAGE REQUIREMENTS:

Seat: 2.5 yards Bolster:.75 yard Fully Upholstered Back: 3 yards

COL SQUARE FEET REQUIREMENTS:

For COL requirements please contact Leland Customer Experience.



OTTO SETTEE, UPHOLSTERED ONLAY	MODEL	LIST PRICE/GRADE	COM/COL	A	B	C	D	E	F	G	H	I	J	K	L
low back, armless W 54 D 27 H 37 SH 18	OS-WO-QSM	Quarter Sliced Maple	\$4127	4364	4601	4838	5075	5312	5549	5786	6023	6260	6497	6734	6971
	OS-WO-MP	Maple Parquet	\$4553	4790	5027	5264	5501	5738	5975	6212	6449	6686	6923	7160	7397
	OS-WO-RD	Reverse Diamond Mpl	\$4698	4935	5172	5409	5646	5883	6120	6357	6594	6831	7068	7305	7542
	OS-WO-QSW	Quarter Sliced Walnut	\$4127	4364	4601	4838	5075	5312	5549	5786	6023	6260	6497	6734	6971

Contact Leland Customer Experience for yardage requirements on textiles with repeats.

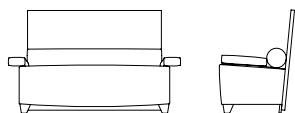
COM YARDAGE REQUIREMENTS:

Seat: 2.5 yards Bolster:.75 yard Onlay: 1 yard

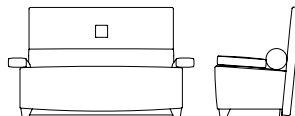
COL SQUARE FEET REQUIREMENTS:

For COL requirements please contact Leland Customer Experience.

TO SPECIFY: Please refer to pages 3–4 for complete specifying information.
Specify all products by their product code.


OTTO SETTEE

	MODEL	LIST PRICE/GRADE	COM/COL	A	B	C	D	E	F	G	H	I	J	K	L
low back, with arms	OSLA-W-QSM	Quarter Sliced Maple	\$4321	4572	4698	4824	4950	5076	5202	5328	5454	5580	5706	5832	5958
W 61 D 27 H 37 SH 18 AH 20.5	OSLA-W-MP	Maple Parquet	\$4756	5007	5133	5259	5385	5511	5637	5763	5889	6015	6141	6267	6393
	OSLA-W-RD	Reverse Diamond Mpl	\$4902	5153	5279	5405	5531	5657	5783	5909	6035	6161	6287	6413	6539
	OSLA-W-QSW	Quarter Sliced Walnut	\$4321	4572	4698	4824	4950	5076	5202	5328	5454	5580	5706	5832	5958



	OSLA-FU	Fully Upholstered	\$3304	3737	3954	4171	4388	4605	4822	5039	5256	5473	5690	5907	6124
--	---------	-------------------	--------	------	------	------	------	------	------	------	------	------	------	------	------

low back, with arms

W 35 D 27 H 37 SH 18 AH 20.5

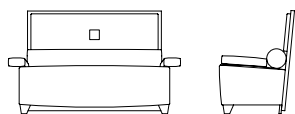
Contact Leland Customer Experience for yardage requirements on textiles with repeats.

COM YARDAGE REQUIREMENTS:

Seat: 2.5 yards Bolster:.75 yard Arms (1 or 2):.75 yard Fully Upholstered Back: 3 yards

COL SQUARE FEET REQUIREMENTS:

Seat: 70 sq. ft. Bolster: 12 sq. ft. Arms (1 or 2): 6 sq. ft. Fully Upholstered Back: 64 sq. ft.


**OTTO SETTEE,
UPHOLSTERED ONLY**

	MODEL	LIST PRICE/GRADE	COM/COL	A	B	C	D	E	F	G	H	I	J	K	L
low back, with arms	OSLA-WO-QSM	Quarter Sliced Maple	\$4572	4850	4989	5128	5267	5406	5545	5684	5823	5962	6101	6240	6379
W 61 D 27 H 37 SH 18 AH 20.5	OSLA-WO-MP	Maple Parquet	\$5008	5286	5425	5564	5703	5842	5981	6120	6259	6398	6537	6676	6815
	OSLA-WO-RD	Reverse Diamond Mpl	\$5154	5432	5571	5710	5849	5988	6127	6266	6405	6544	6683	6822	6961
	OSLA-WO-QSW	Quarter Sliced Walnut	\$4572	4850	4989	5128	5267	5406	5545	5684	5823	5962	6101	6240	6379

Contact Leland Customer Experience for yardage requirements on textiles with repeats.

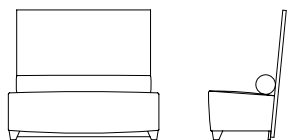
COM YARDAGE REQUIREMENTS:

Seat: 2.5 yards Bolster:.75 yard Arms (1 or 2):.75 yard Onlay: 1 yard

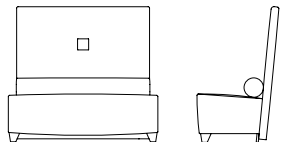
COL SQUARE FEET REQUIREMENTS:

For COL requirements please contact Leland Customer Experience.

TO SPECIFY: Please refer to pages 3–4 for complete specifying information.
Specify all products by their product code.



OTTO SETTEE	MODEL	LIST PRICE/GRADE	COM/COL	A	B	C	D	E	F	G	H	I	J	K	L
high back, armless	OSH-W-QSM	Quarter Sliced Maple	\$4187	4398	4504	4610	4716	4822	4928	5034	5140	5246	5352	5458	5564
W 54 D 28 H 48.5 SH 18	OSH-W-MP	Maple Parquet	\$4641	4852	4958	5064	5170	5276	5382	5488	5594	5700	5806	5912	6018
	OSH-W-RD	Reverse Diamond Mpl	\$4763	4974	5080	5186	5292	5398	5504	5610	5716	5822	5928	6034	6140
	OSH-W-QSW	Quarter Sliced Walnut	\$4187	4398	4504	4610	4716	4822	4928	5034	5140	5246	5352	5458	5564



OSH-FU	Fully Upholstered	\$3009	3456	3680	3904	4128	4352	4576	4800	5024	5248	5472	5696	5920
--------	-------------------	--------	------	------	------	------	------	------	------	------	------	------	------	------

high back, armless

W 54 D 28 H 48.5 SH 18

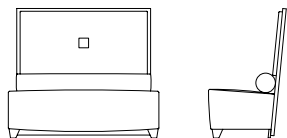
Contact Leland Customer Experience for yardage requirements on textiles with repeats.

COM YARDAGE REQUIREMENTS:

Seat: 2.5 yards Bolster:.75 yard Fully Upholstered Back: 3 yards

COL SQUARE FEET REQUIREMENTS:

For COL requirements please contact Leland Customer Experience.



**OTTO SETTEE,
UPHOLSTERED ONLAY**

	MODEL	LIST PRICE/GRADE	COM/COL	A	B	C	D	E	F	G	H	I	J	K	L
high back, armless	OSH-WO-QSM	Quarter Sliced Maple	\$4494	4757	4889	5021	5153	5285	5417	5549	5681	5813	5945	6077	6209
W 54 D 28 H 48.5 SH 18	OSH-WO-MP	Maple Parquet	\$4949	5212	5344	5476	5608	5740	5872	6004	6136	6268	6400	6532	6664
	OSH-WO-RD	Reverse Diamond Mpl	\$5070	5333	5465	5597	5729	5861	5993	6125	6257	6389	6521	6653	6785
	OSH-WO-QSW	Quarter Sliced Walnut	\$4494	4757	4889	5021	5153	5285	5417	5549	5681	5813	5945	6077	6209

Contact Leland Customer Experience for yardage requirements on textiles with repeats.


COM YARDAGE REQUIREMENTS:

Seat: 2.5 yards Bolster:.75 yard Onlay: 1 yard

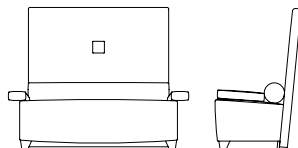
COL SQUARE FEET REQUIREMENTS:

For COL requirements please contact Leland Customer Experience.

TO SPECIFY: Please refer to pages 3–4 for complete specifying information.
Specify all products by their product code.



OTTO SETTEE		MODEL	LIST PRICE/GRADE	COM/COL	A	B	C	D	E	F	G	H	I	J	K	L
high back, with arms		OSHA-W-QSM	Quarter Sliced Maple	\$4641	4890	5139	5388	5637	5886	6135	6384	6633	6882	7131	7380	7629
W 54 D 28 H 48.5 SH 18 AH 20.5		OSHA-W-MP	Maple Parquet	\$5102	5351	5600	5849	6098	6347	6596	6845	7094	7343	7592	7841	8090
		OSHA-W-RD	Reverse Diamond Mpl	\$5228	5477	5726	5975	6224	6473	6722	6971	7220	7469	7718	7967	8216
		OSHA-W-QSW	Quarter Sliced Walnut	\$4641	4890	5139	5388	5637	5886	6135	6384	6633	6882	7131	7380	7629



		OSHA-FU	Fully Upholstered	\$3456	3940	4182	4424	4666	4908	5150	5392	5634	5876	6118	6360	6602
--	--	---------	-------------------	--------	------	------	------	------	------	------	------	------	------	------	------	------

high back, with arms

W 54 D 28 H 48.5 SH 18 AH 20.5

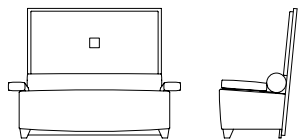
Contact Leland Customer Experience for yardage requirements on textiles with repeats.

COM YARDAGE REQUIREMENTS:

Seat: 2.5 yards Bolster:.75 yard Arms (1 or 2):.75 yard Fully Upholstered Back: 3 yards

COL SQUARE FEET REQUIREMENTS:

For COL requirements please contact Leland Customer Experience.



**OTTO SETTEE
UPHOLSTERED ONLAY**

		MODEL	LIST PRICE/GRADE	COM/COL	A	B	C	D	E	F	G	H	I	J	K	L
high back, with arms		OSHA-WO-QSM	Quarter Sliced Maple	\$4949	5250	5401	5552	5703	5854	6005	6156	6307	6458	6609	6760	6911
W 61 D 28 H 48.5 SH 18 AH 20.5		OSHA-WO-MP	Maple Parquet	\$5410	5711	5862	6013	6164	6315	6466	6617	6768	6919	7070	7221	7372
		OSHA-WO-RD	Reverse Diamond Mpl	\$5536	5837	5988	6139	6290	6441	6592	6743	6894	7045	7196	7347	7498
		OSHA-WO-QSW	Quarter Sliced Walnut	\$4949	5250	5401	5552	5703	5854	6005	6156	6307	6458	6609	6760	6911

Contact Leland Customer Experience for yardage requirements on textiles with repeats.

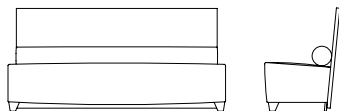
COM YARDAGE REQUIREMENTS:

Seat: 2.5 yards Bolster:.75 yard Arms (1 or 2):.75 yard Onlay: 1 yard

COL SQUARE FEET REQUIREMENTS:

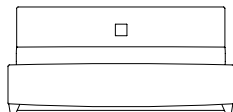
For COL requirements please contact Leland Customer Experience.

TO SPECIFY: Please refer to pages 3–4 for complete specifying information.
Specify all products by their product code.



OTTO SOFA

	MODEL	LIST PRICE/GRADE	COM/COL	A	B	C	D	E	F	G	H	I	J	K	L
low back, armless W 78 D 27 H 37 SH 18	OSOL-W-QSM	Quarter Sliced Maple	\$4740	5104	5286	5468	5650	5832	6014	6196	6378	6560	6742	6924	7106
	OSOL-W-MP	Maple Parquet	\$5166	5530	5712	5894	6076	6258	6440	6622	6804	6986	7168	7350	7532
	OSOL-W-RD	Reverse Diamond Mpl	\$5311	5675	5857	6039	6221	6403	6585	6767	6949	7131	7313	7495	7677
	OSOL-W-QSW	Quarter Sliced Walnut	\$4740	5104	5286	5468	5650	5832	6014	6196	6378	6560	6742	6924	7106



low back, armless

W 78 D 27 H 37 SH 18

OSOL-FU	Fully Upholstered	\$3762	4275	4532	4789	5046	5303	5560	5817	6074	6331	6588	6845	7102
---------	-------------------	--------	------	------	------	------	------	------	------	------	------	------	------	------

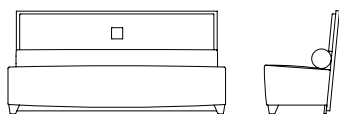
Contact Leland Customer Experience for yardage requirements on textiles with repeats.

COM YARDAGE REQUIREMENTS:

Seat: 4 yards Bolster (1 or 2): 2 yards Fully Upholstered Back: 4 yards

COL SQUARE FEET REQUIREMENTS:

For COL requirements please contact Leland Customer Experience.



**OTTO SOFA,
UPHOLSTERED ONLY**

	MODEL	LIST PRICE/GRADE	COM/COL	A	B	C	D	E	F	G	H	I	J	K	L
low back, armless W 78 D 27 H 37 SH 18	OSOL-WO-QSM	Quarter Sliced Maple	\$5063	5465	5666	5867	6068	6269	6470	6671	6872	7073	7274	7475	7676
	OSOL-WO-MP	Maple Parquet	\$5489	5891	6092	6293	6494	6695	6896	7097	7298	7499	7700	7901	8102
	OSOL-WO-RD	Reverse Diamond Mpl	\$5634	6036	6237	6438	6639	6840	7041	7242	7443	7644	7845	8046	8247
	OSOL-WO-QSW	Quarter Sliced Walnut	\$5063	5465	5666	5867	6068	6269	6470	6671	6872	7073	7274	7475	7676

Contact Leland Customer Experience for yardage requirements on textiles with repeats.

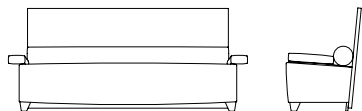
COM YARDAGE REQUIREMENTS:

Seat: 4 yards Bolster (1 or 2): 2 yards Onlay (1 or 2): 2 yards

COL SQUARE FEET REQUIREMENTS:

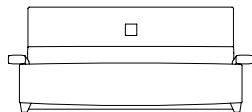
For COL requirements please contact Leland Customer Experience.

TO SPECIFY: Please refer to pages 3–4 for complete specifying information.
Specify all products by their product code.



OTTO SOFA

	MODEL	LIST PRICE/GRADE	COM/COL	A	B	C	D	E	F	G	H	I	J	K	L
low back, with arms	OSOLA-W-QSM	Quarter Sliced Maple	\$5185	5589	5791	5993	6195	6397	6599	6801	7003	7205	7407	7609	7811
W 85 D 27 H 37 SH 18 AH 20.5	OSOLA-W-MP	Maple Parquet	\$5621	6025	6227	6429	6631	6833	7035	7237	7439	7641	7843	8045	8247
	OSOLA-W-RD	Reverse Diamond Mpl	\$5767	6171	6373	6575	6777	6979	7181	7383	7585	7787	7989	8191	8393
	OSOLA-W-QSW	Quarter Sliced Walnut	\$5185	5589	5791	5993	6195	6397	6599	6801	7003	7205	7407	7609	7811



OSOLA-FU

Fully Upholstered \$4168 4721 4998 5275 5552 5829 6106 6383 6660 6937 7214 7491 7768

low back, with arms

W 85 D 27 H 37 SH 18 AH 20.5

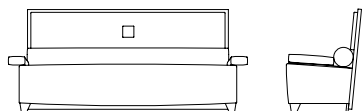
Contact Leland Customer Experience for yardage requirements on textiles with repeats.

COM YARDAGE REQUIREMENTS:

Seat: 4 yards Bolster (1 or 2): 2 yards Arms (1 or 2): .75 yard Fully Upholstered Back: 4 yards

COL SQUARE FEET REQUIREMENTS:

For COL requirements please contact Leland Customer Experience.



**OTTO SOFA,
UPHOLSTERED ONLAY**

	MODEL	LIST PRICE/GRADE	COM/COL	A	B	C	D	E	F	G	H	I	J	K	L
low back, with arms	OSOLA-WO-QSM	Quarter Sliced Maple	\$5508	5950	6171	6392	6613	6834	7055	7276	7497	7718	7939	8160	8381
W 85 D 27 H 37 SH 18 AH 20.5	OSOLA-WO-MP	Maple Parquet	\$5944	6386	6607	6828	7049	7270	7491	7712	7933	8154	8375	8596	8817
	OSOLA-WO-RD	Reverse Diamond Mpl	\$6090	6532	6753	6974	7195	7416	7637	7858	8079	8300	8521	8742	8963
	OSOLA-WO-QSW	Quarter Sliced Walnut	\$5508	5950	6171	6392	6613	6834	7055	7276	7497	7718	7939	8160	8381

Contact Leland Customer Experience for yardage requirements on textiles with repeats.

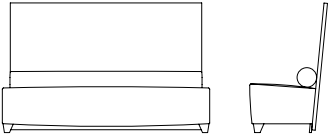
COM YARDAGE REQUIREMENTS:

Seat: 4 yards Bolster (1 or 2): 2 yards Arms (1 or 2): .75 yard Onlay (1 or 2): 2 yards

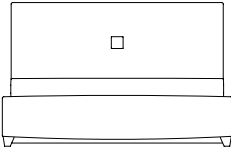
COL SQUARE FEET REQUIREMENTS:

For COL requirements please contact Leland Customer Experience.

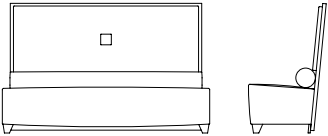
TO SPECIFY: Please refer to pages 3–4 for complete specifying information.
Specify all products by their product code.



OTTO SOFA	MODEL	LIST PRICE/GRADE	COM/COL	A	B	C	D	E	F	G	H	I	J	K	L
high back, armless W 78 D 28 H 48.5 SH 18	OSOH-W-QSM	Quarter Sliced Maple	\$5051	5415	5597	5779	5961	6143	6325	6507	6689	6871	7053	7235	7417
	OSOH-W-MP	Maple Parquet	\$5506	5870	6052	6234	6416	6598	6780	6962	7144	7326	7508	7690	7872
	OSOH-W-RD	Reverse Diamond Mpl	\$5627	5991	6173	6355	6537	6719	6901	7083	7265	7447	7629	7811	7993
	OSOH-W-QSW	Quarter Sliced Walnut	\$5051	5415	5597	5779	5961	6143	6325	6507	6689	6871	7053	7235	7417

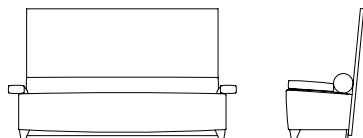


	OSOH-FU	Fully Upholstered	\$3873	4506	4823	5140	5457	5774	6091	6408	6725	7042	7359	7676	7993
high back, armless		Contact Leland Customer Experience for yardage requirements on textiles with repeats.													
W 78	D 28	H 48.5	SH 18	COM YARDAGE REQUIREMENTS:											
		Seat: 4 yards	Bolster (1 or 2): 2 yards		Fully Upholstered Back: 4 yards										
		COL SQUARE FEET REQUIREMENTS:													
		For COL requirements please contact Leland Customer Experience.													

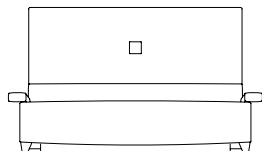


OTTO SOFA, UPHOLSTERED ONLAY	MODEL	LIST PRICE/GRADE	COM/COL	A	B	C	D	E	F	G	H	I	J	K	L
high back, armless W 78 D 28 H 48.5 SH 18	OSOH-WO-QSM	Quarter Sliced Maple	\$5402	5882	6122	6362	6602	6842	7082	7322	7562	7802	8042	8282	8522
	OSOH-WO-MP	Maple Parquet	\$5856	6336	6576	6816	7056	7296	7536	7776	8016	8256	8496	8736	8976
	OSOH-WO-RD	Reverse Diamond Mpl	\$5978	6458	6698	6938	7178	7418	7658	7898	8138	8378	8618	8858	9098
	OSOH-WO-QSW	Quarter Sliced Walnut	\$5402	5882	6122	6362	6602	6842	7082	7322	7562	7802	8042	8282	8522
Contact Leland Customer Experience for yardage requirements on textiles with repeats. COM YARDAGE REQUIREMENTS: Seat: 4 yards Bolster (1 or 2): 2 yards Onlay (1 or 2): 2 yards COL SQUARE FEET REQUIREMENTS: For COL requirements please contact Leland Customer Experience.															

TO SPECIFY: Please refer to pages 3–4 for complete specifying information.
Specify all products by their product code.



OTTO SOFA	MODEL	LIST PRICE/GRADE	COM/COL	A	B	C	D	E	F	G	H	I	J	K	L
high back, with arms W 85 D 28 H 48.5 SH 18 AH 20.5	OSOHA-W-QSM	Quarter Sliced Maple	\$5506	5910	6112	6314	6516	6718	6920	7122	7324	7526	7728	7930	8132
	OSOHA-W-MP	Maple Parquet	\$5967	6371	6573	6775	6977	7179	7381	7583	7785	7987	8189	8391	8593
	OSOHA-W-RD	Reverse Diamond Mpl	\$6093	6497	6699	6901	7103	7305	7507	7709	7911	8113	8315	8517	8719
	OSOHA-W-QSW	Quarter Sliced Walnut	\$5506	5910	6112	6314	6516	6718	6920	7122	7324	7526	7728	7930	8132



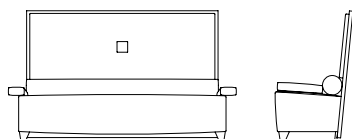
	OSOHA-FU	Fully Upholstered	\$4321	4994	5328	5662	5996	6330	6664	6998	7332	7666	8000	8334	8668
--	----------	-------------------	--------	------	------	------	------	------	------	------	------	------	------	------	------

high back, with arms
W 85 D 28 H 48.5 SH 18 AH 20.5

Contact Leland Customer Experience for yardage requirements on textiles with repeats.

COM YARDAGE REQUIREMENTS:
 Seat: 4 yards Bolster (1 or 2): 2 yards Arms (1 or 2): .75 yard Fully Upholstered Back: 4 yards

COL SQUARE FEET REQUIREMENTS:
 For COL requirements please contact Leland Customer Experience.



OTTO SOFA UPHOLSTERED ONLY	MODEL	LIST PRICE/GRADE	COM/COL	A	B	C	D	E	F	G	H	I	J	K	L
high back, with arms W 85 D 28 H 48.5 SH 18 AH 20.5	OSOHA-WO-QSM	Quarter Sliced Maple	\$5856	6376	6636	6896	7156	7416	7676	7936	8196	8456	8716	8976	9236
	OSOHA-WO-MP	Maple Parquet	\$6299	6819	7079	7339	7599	7859	8119	8379	8639	8899	9159	9419	9679
	OSOHA-WO-RD	Reverse Diamond Mpl	\$6443	6963	7223	7483	7743	8003	8263	8523	8783	9043	9303	9563	9823
	OSOHA-QSW	Quarter Sliced Walnut	\$5856	6376	6636	6896	7156	7416	7676	7936	8196	8456	8716	8976	9236

Contact Leland Customer Experience for yardage requirements on textiles with repeats.

COM YARDAGE REQUIREMENTS:
 Seat: 4 yards Bolster (1 or 2): 2 yards Arms (1 or 2): .75 yard Onlay (1 or 2): 2 yards

COL SQUARE FEET REQUIREMENTS:
 For COL requirements please contact Leland Customer Experience.

TO SPECIFY: Please refer to pages 3–4 for complete specifying information.
 Specify all products by their product code.

MODEL

DESCRIPTION	CODE
Otto bench	OB
Otto ottoman	OO

UPHOLSTERY SELECTION

Please refer to Leland Textile Program which features textiles and leathers from the following partners:

Brentano
Camira
Carnegie
CF Stinson
Green Hides
Maharam
Unika Vaev

The complete grade list can be found at lelandinternational.com/textile-partners or you can specify COM/COL. Due to the design of this product, it is recommended that all non pre-approved textile be tested for compatibility.

* Due to upholstery requirements, the Otto product line can only be upholstered railroaded. Please consider when specifying textiles with a pattern. Untested COM or COL textiles will not be accepted.

STITCHING DETAIL

DESCRIPTION	CODE
Basic (Recommended for patterned textiles)	B
Premium	P

LEG FINISH

LELAND COLOURS I ([Click to view](#))

LELAND COLOURS II ([Click to view](#))

CUSTOM Specify Custom (01)

*Please note that this product is NOT AVAILABLE in the following finishes:
Natural Walnut (08), Natural Beech (09), Natural White Oak (12)


FREIGHT NOTE

Due to the size and nature of Otto Seating, the Freight Program does not apply to this product. Please contact Customer Experience for a quote.

SPECIFICATIONS REQUIRED TO CREATE THE PRODUCT CODE

OTTO BENCH AND OTTOMAN

- Model
- Upholstery Selection
- Stitch Detail
- Leg Finish



MODEL

Otto Bench (OB)

UPHOLSTERY SELECTION

Enter grade, COM or COL.
Grade H (H)

STITCH DETAIL

Premium Stitch (P)

LEG FINISH

Espresso (23)





OTTO BENCH			MODEL	LIST PRICE/GRADE	COM/COL	A	B	C	D	E	F	G	H	I	J	K	L
W 54	D 24	H 18	OB		\$1398	1594	1692	1790	1888	1986	2084	2182	2280	2378	2476	2574	2672
COM Yardage: 2.25 yards																	
Contact Leland Customer Service for yardage requirements on textiles with repeats.																	
For COL requirements please contact Leland Customer Experience.																	



OTTO OTTOMAN			MODEL	LIST PRICE/GRADE	COM/COL	A	B	C	D	E	F	G	H	I	J	K	L
W 30	D 24	H 18	OO		\$1063	1154	1200	1246	1292	1338	1384	1430	1476	1522	1568	1614	1660
COM Yardage: 1.75 yards																	
Contact Leland Customer Experience for yardage requirements on textiles with repeats.																	
For COL requirements please contact Leland Customer Experience.																	

TO SPECIFY: Please refer to pages 17–18 for complete specifying information.
Specify all products by their product code.

Otto Tables

2016 Price List

Pricing effective 03/21/16



2016 OTTO TABLE PRICE LIST

OTO TABLE: TABLE OF CONTENTS..... OTT2

OTTO TABLE SPECIFICATION INFORMATION..... OTT3

OTTO TABLE SPECIFICATION EXAMPLE..... OTT4

OTTO TABLE, 20 X 20 X 20 OTT5

OTTO TABLE, 24 X 24 X 20 OTT6

OTTO TABLE, 30 X 30 X 10 OTT7

OTTO TABLE, 30 X 30 X 16 OTT8

OTTO TABLE, 36 X 36 X 10 OTT9

OTTO TABLE, 36 X 36 X 16 OTT10

OTTO TABLE, 42 X 42 X 10..... OTT11

OTTO TABLE, 42 X 42 X 16..... OTT12

TABLE MODEL

DESCRIPTION	CODE
Otto table	OT

TABLE SIZE

DIMENSION IN INCHES	CODE
20w x 20d x 20h	202020
24w x 24d x 20h	242420
30w x 30d x 10h	303010
30w x 30d x 16h	303016
36w x 36d x 10h	363610
36w x 36d x 16h	363616
42w x 42d x 10h	424210
42w x 42d x 16h	424216

TOP SURFACE

DESCRIPTION	CODE
Quarter Sliced Maple	QSM
Maple Parquet	MP
Reverse Diamond Maple	RDM
Quarter Sliced Walnut*	QSW

Quarter Sliced Walnut is only available in Clear (03) finish color.

TABLE FINISH**MAPLE:**

LELAND COLOURS I & II ([Click to view](#))

CUSTOM Specify Custom (01)

*Please note that Maple Tables are NOT AVAILABLE in the following finishes:
Natural Walnut (08), Natural Beech (09), Natural White Oak (12)

WALNUT:

DESCRIPTION	CODE
Clear	03

Please note that the product is only available in the Natural Finishes listed above.

FREIGHT NOTE

Due to the size and nature of Otto Tables, the Freight Program does not apply to this product. Please contact Customer Experience for a quote.

SPECIFICATIONS REQUIRED TO CREATE THE PRODUCT CODE

- Model
- Table Size
- Top Surface
- Table Finish

0	T	-	3	6	3	6	1	6	-	M	P	-	1	3
MODEL			TABLE SIZE							TOP SURFACE			TABLE FINISH	

MODEL

Otto Table (OT)

TABLE SIZE

36W x 36D x 16H (363616)

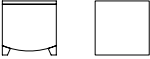
TOP SURFACE

Maple Parquet (MP)

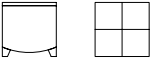
TABLE FINISH

Medium (13)

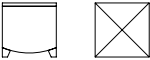




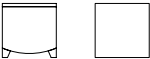
OTTO TABLE	MODEL	LIST PRICE
quarter sliced maple W 20 D 20 H 20	OT-202020-QSM	\$2376



OTTO TABLE	MODEL	LIST PRICE
maple parquet W 20 D 20 H 20	OT-202020-MP	\$2684



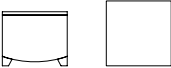
OTTO TABLE	MODEL	LIST PRICE
reverse diamond maple W 20 D 20 H 20	OT-202020-RDM	\$2835



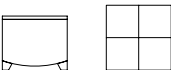
OTTO TABLE	MODEL	LIST PRICE
quarter sliced walnut W 20 D 20 H 20	OT-202020-QSW	\$2432

Quarter sliced walnut is only available in Clear (03) wood finish.

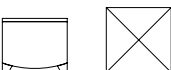
TO SPECIFY: Please refer to pages 3–4 for complete specifying information.
Specify all products by their product code.



OTTO TABLE	MODEL	LIST PRICE
quarter sliced maple W 24 D 24 H 20	OT-242420-QSM	\$2473



OTTO TABLE	MODEL	LIST PRICE
maple parquet W 24 D 24 H 20	OT-242420-MP	\$2753



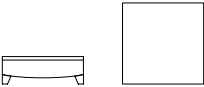
OTTO TABLE	MODEL	LIST PRICE
reverse diamond maple W 24 D 24 H 20	OT-242420-RDM	\$2911



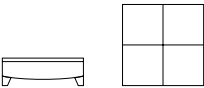
OTTO TABLE	MODEL	LIST PRICE
quarter sliced walnut W 24 D 24 H 20	OT-242420-QSW	\$2528

Quarter sliced walnut is only available in Clear (03) wood finish.

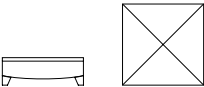
TO SPECIFY: Please refer to pages 3–4 for complete specifying information.
Specify all products by their product code.



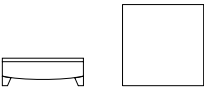
OTTO TABLE	MODEL	LIST PRICE
quarter sliced maple W 30 D 30 H 10	OT-303010-QSM	\$2683



OTTO TABLE	MODEL	LIST PRICE
maple parquet W 30 D 30 H 10	OT-303010-MP	\$3208



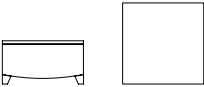
OTTO TABLE	MODEL	LIST PRICE
reverse diamond maple W 30 D 30 H 10	OT-303010-RDM	\$3436



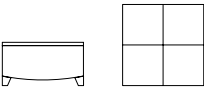
OTTO TABLE	MODEL	LIST PRICE
quarter sliced walnut W 30 D 30 H 10	OT-303010-QSW	\$2738

Quarter sliced walnut is only available in Clear (03) wood finish.

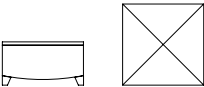
TO SPECIFY: Please refer to pages 3–4 for complete specifying information.
Specify all products by their product code.



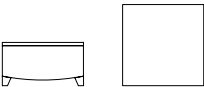
OTTO TABLE	MODEL	LIST PRICE
quarter sliced maple W 30 D 30 H 16	OT-303016-QSM	\$2738



OTTO TABLE	MODEL	LIST PRICE
maple parquet W 30 D 30 H 16	OT-303016-MP	\$3264



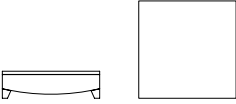
OTTO TABLE	MODEL	LIST PRICE
reverse diamond maple W 30 D 30 H 16	OT-303016-RDM	\$3491



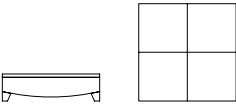
OTTO TABLE	MODEL	LIST PRICE
quarter sliced walnut W 30 D 30 H 16	OT-303016-QSW	\$2795

Quarter sliced walnut is only available in Clear (03) wood finish.

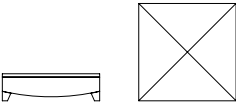
TO SPECIFY: Please refer to pages 3–4 for complete specifying information.
Specify all products by their product code.



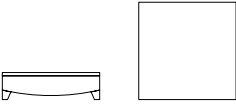
OTTO TABLE	MODEL	LIST PRICE
quarter sliced maple W 36 D 36 H 10	OT-363610-QSM	\$3104



OTTO TABLE	MODEL	LIST PRICE
maple parquet W 36 D 36 H 10	OT-363610-MP	\$3472



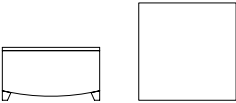
OTTO TABLE	MODEL	LIST PRICE
reverse diamond maple W 36 D 36 H 10	OT-363610-RDM	\$3800



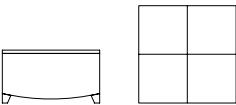
OTTO TABLE	MODEL	LIST PRICE
quarter sliced walnut W 36 D 36 H 10	OT-363610-QSW	\$3160

Quarter sliced walnut is only available in Clear (03) wood finish..

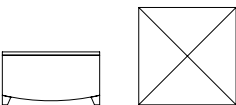
TO SPECIFY: Please refer to pages 3–4 for complete specifying information.
Specify all products by their product code.



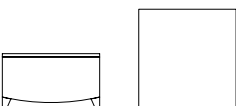
OTTO TABLE	MODEL	LIST PRICE
quarter sliced maple W 36 D 36 H 16	OT-363616-QSM	\$3160



OTTO TABLE	MODEL	LIST PRICE
maple parquet W 36 D 36 H 16	OT-363616-MP	\$3528



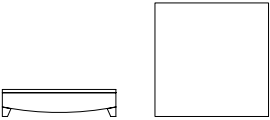
OTTO TABLE	MODEL	LIST PRICE
reverse diamond maple W 36 D 36 H 16	OT-363616-RDM	\$3855



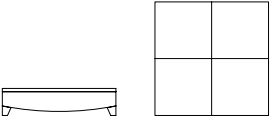
OTTO TABLE	MODEL	LIST PRICE
quarter sliced walnut W 36 D 36 H 16	OT-363616-QSW	\$3216

Quarter sliced walnut is only available in Clear (03) wood finish.

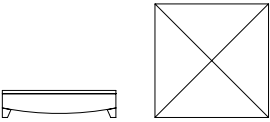
TO SPECIFY: Please refer to pages 3–4 for complete specifying information.
Specify all products by their product code.



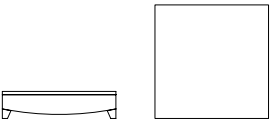
OTTO TABLE	MODEL	LIST PRICE
quarter sliced maple W 42 D 42 H 10	OT-424210-QSM	\$3627



OTTO TABLE	MODEL	LIST PRICE
maple parquet W 42 D 42 H 10	OT-424210-MP	\$3897



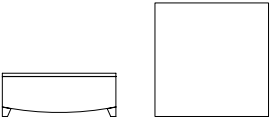
OTTO TABLE	MODEL	LIST PRICE
reverse diamond maple W 42 D 42 H 10	OT-424210-RDM	\$4149



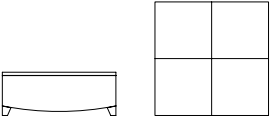
OTTO TABLE	MODEL	LIST PRICE
quarter sliced walnut W 42 D 42 H 10	OT-424210-QSW	\$3684

Quarter sliced walnut is only available in Clear (03) wood finish.

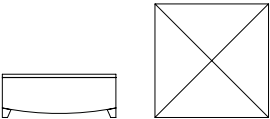
TO SPECIFY: Please refer to pages 3–4 for complete specifying information.
Specify all products by their product code.



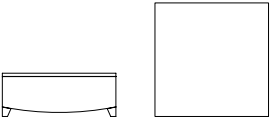
OTTO TABLE	MODEL	LIST PRICE
quarter sliced maple W 42 D 42 H 16	OT-424216-QSM	\$3684



OTTO TABLE	MODEL	LIST PRICE
maple parquet W 42 D 42 H 16	OT-424216-MP	\$3953



OTTO TABLE	MODEL	LIST PRICE
reverse diamond maple W 42 D 42 H 16	OT-424216-RDM	\$4205



OTTO TABLE	MODEL	LIST PRICE
quarter sliced walnut W 42 D 42 H 16	OT-424216-QSW	\$3739

Quarter sliced walnut is only available in Clear (03) wood finish.

TO SPECIFY: Please refer to pages 3–4 for complete specifying information.
Specify all products by their product code.

Palomino Lounge

2016 Price List

Pricing effective 03/21/16



2016 PALOMINO LOUNGE PRICE LIST

PALOMINO LOUNGE: TABLE OF CONTENTS PL2

PALOMINO LOUNGE SPECIFICATION INFORMATION..... PL3

PALOMINO LOUNGE SPECIFICATION EXAMPLE PL4

PALOMINO LOUNGE ONE SEAT PL5

PALOMINO LOUNGE ONE AND A HALF SEAT PL6

PALOMINO LOUNGE TWO SEAT PL7

PALOMINO LOUNGE THREE SEAT PL8

PALOMINO LOUNGE LINKING TABLES PL9

PALOMINO LOUNGE TABLET ARM PL10

1. LEFT SEAT SELECTION**2. RIGHT SEAT SELECTION (WHEN APPLICABLE)**

DESCRIPTION	CODE
One Seat Lounge	PL1
One and a Half Seat Lounge	PLX
Two Seat Lounge	PL2
Three Seat Lounge	PL3

3. LEFT 4. RIGHT ARM SELECTION

DESCRIPTION	CODE
Two Arms	2A
Left Arm only	LA
Left Arm only, Linking right side	LAL
Right Arm Only	RA
Right Arm only, Linking left side	RAL

Left and right hand designations are as seated.

Please Note: No linking is available where arms are located.

5. SCREEN SELECTION

DESCRIPTION	CODE	DESCRIPTION	CODE
No Screen	N	Left Lounge w/ Screen	L
Right Lounge w/ Screen	R	All Lounges w/ Screen	S

Left and right hand designations are as seated.

6. SCREEN (AND) 7. LOUNGE UPHOLSTERY SELECTIONS

Please refer to Leland Textile Program which features textiles and leathers from the following partners:

Brentano, Camira, Carnegie, CF Stinson, Green Hides, Maharam and Unika Vaev.

The complete grade list can be found at lelandinternational.com/textile-partners or you can specify COM/COL. Due to the design of this product, it is recommended that all non pre-approved textile be tested for compatibility.

Due to upholstery requirements, the Palomino product line can only be upholstered railroaded. Please consider when specifying textiles with a pattern. Untested COM or COL textiles will not be accepted.

8. TABLE SELECTION (WHEN APPLICABLE)

DESCRIPTION	CODE
Inline Table	PLT
45° Table	PL45
90° Table	PL90

9. TABLE FINISH OPTIONS**WALNUT:**

DESCRIPTION	CODE	DESCRIPTION	CODE
Natural Walnut	08	Grey Corian® Onlay	WGO
White Corian® Onlay	WWO	Black Corian® Onlay	WBO
Cambria® –		Cambria® Torquay Onlay	WCT
Cardiff Cream Onlay	WCC	Cambria® –	
		Cambrian Black Onlay	WCB

ASH:

DESCRIPTION	CODE	DESCRIPTION	CODE
Natural Ash	07	Grey Corian® Onlay	AGO
White Corian® Onlay	AWO	Black Corian® Onlay	ABO
Cambria® –		Cambria® Torquay Onlay	ACT
Cardiff Cream Onlay	ACC	Cambria® –	
		Cambrian Black Onlay	ACB

10. LEG SELECTION

DESCRIPTION	CODE	DESCRIPTION	CODE
Steel	S	Ash	A
Walnut	W		

11. LEG FINISH**STEEL:**

DESCRIPTION	CODE	DESCRIPTION	CODE
Black	B	Chardonnay	CD
Cool Grey	CG	Java	JV
Matte Black	MB	Slate	S
Warm Grey	WG	Sterling	ST
White	W		
Brushed Stainless Steel	BSS		



WALNUT:

DESCRIPTION	CODE
Natural Walnut	08

ASH:

DESCRIPTION	CODE
Natural Ash	07

12. TABLET SELECTION

DESCRIPTION	CODE	DESCRIPTION	CODE
No Tablet	N	 Right Arm Tablet	R
Left and Right Tablets	T	 Left Arm Tablet	L

Left and right hand designations are as seated.

Lounge must have arm for Tablet attachment.

13. TABLET FINISH

DESCRIPTION	CODE	DESCRIPTION	CODE
White Corian®	W	Black Corian®	B
Grey Corian®	G		

GLIDES

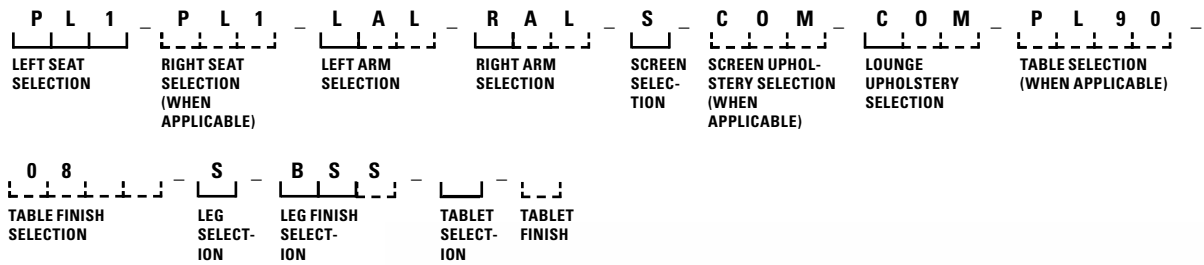
Palomino Lounge glides are nylon.

FREIGHT NOTE

Due to the size and nature of the Palomino Lounge, the Freight Program does not apply to this product. Please contact Customer Experience for a quote.

SPECIFICATIONS REQUIRED TO CREATE THE PRODUCT CODE

- Left Seat Selection
 - Left Arm Selection
 - Screen Selection
 - Lounge Upholstery Selection
 - Table Finish Selection (when applicable)
 - Leg Finish
 - Tablet Selection
- Right Seat Selection (when applicable)
 - Right Arm Selection
 - Screen Upholstery Selection (when applicable)
 - Table Selection (when applicable)
 - Leg Selection
 - Tablet Selection



LEFT SEAT SELECTION

One Seat Loung (PL1)

RIGHT SEAT SELECTION

One Seat Loung (PL1)

LEFT AND RIGHT ARM SELECTIONS

Left Arm, Linking right side (LAL)
Right Arm, Linking left side (RAL)

SCREEN SELECTION

All Lounges w/ Screen (S)

SCREEN UPHOLSTERY SELECTION

Customer's Own Material (COM)

LOUNGE UPHOLSTERY SELECTION

Customer's Own Material (COM)

TABLE SELECTION

Steel (S)

TABLE FINISH OPTIONS

Brushed Stainless (BSS)

LEG SELECTION

Customer's Own Material (COM)

LEG FINISH


Natural Walnut (08)

TABLET SELECTION

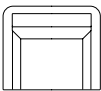
When applicable

TABLET FINISH

When applicable



ONE SEAT OVERVIEW



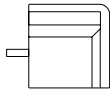
PL1-2A
W 38.75 D 33.25 H 32.5
SH 17.5 AH 27.25



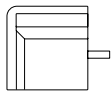
PL1-LA
W 32.25 D 33.25 H 32.5
SH 17.5 AH 27.25



PL1-RA
W 32.25 D 33.25 H 32.5
SH 17.5 AH 27.25



PL1-LAL
W 32.25 D 33.25 H 32.5
SH 17.5 AH 27.25



PL1-RAL
W 32.25 D 33.25 H 32.5
SH 17.5 AH 27.25

(ADD DIMENSIONS OF LINKED TABLE AND SEATING TO LAL AND RAL)

ONE SEAT

POWDER COAT LEGS

MODEL	COM/COL	A	B	C	D	E	F	G	H	I	J	K	L
PL1-2A	\$2775	2967	3063	3159	3255	3351	3447	3543	3639	3735	3831	3927	4023
PL1-LA, PL1-RA	\$2509	2665	2755	2845	2935	3025	3115	3205	3295	3385	3475	3565	3655
PL1-LAL, PL1-RAL	\$2509	2665	2755	2845	2935	3025	3115	3205	3295	3385	3475	3565	3655

ONE SEAT

WALNUT LEGS

MODEL	COM/COL	A	B	C	D	E	F	G	H	I	J	K	L
PL1-2A	\$3016	3208	3304	3400	3496	3592	3688	3784	3880	3976	4072	4168	4264
PL1-LA, PL1-RA	\$2750	2906	2996	3086	3176	3266	3356	3446	3536	3626	3716	3806	3896
PL1-LAL, PL1-RAL	\$2750	2906	2996	3086	3176	3266	3356	3446	3536	3626	3716	3806	3896

ONE SEAT

ASH LEGS

MODEL	COM/COL	A	B	C	D	E	F	G	H	I	J	K	L
PL1-2A	\$2925	3117	3213	3309	3405	3501	3597	3693	3789	3885	3981	4077	4173
PL1-LA, PL1-RA	\$2659	2815	2905	2995	3085	3175	3265	3355	3445	3535	3625	3715	3805
PL1-LAL, PL1-RAL	\$2659	2815	2905	2995	3085	3175	3265	3355	3445	3535	3625	3715	3805

ONE SEAT

BRUSHED STAINLESS STEEL LEGS

MODEL	COM/COL	A	B	C	D	E	F	G	H	I	J	K	L
PL1-2A	\$3284	3476	3572	3668	3764	3860	3956	4052	4148	4244	4340	4436	4532
PL1-LA, PL1-RA	\$3018	3174	3264	3354	3444	3534	3624	3714	3804	3894	3984	4074	4164
PL1-LAL, PL1-RAL	\$3018	3174	3264	3354	3444	3534	3624	3714	3804	3894	3984	4074	4164

W/ SCREEN

MODEL	LIST PRICE/GRADE	COM/COL	A	B	C	D	E	F	G	H	I	J	K	L
PL1	Add to List Price	\$123	171	195	219	243	267	291	315	339	363	387	411	435

SCREEN COM YARDAGE REQUIREMENTS:

Screen: 1 yard

For COL requirements please contact Leland Customer Experience.

Contact Leland Customer Experience for yardage requirements on textiles with repeats.

ONE SEAT LOUNGE COM / COL REQUIREMENTS

ONE TEXTILE REQUIREMENT

Entire lounge - one arm:

Entire lounge - two arms:

YARDAGE

3.25 yards

4 yards

TWO TEXTILE REQUIREMENTS

Pillow only:

Seat and one arm:

Seat and two arms:

YARDAGE

1 yard

2.25 yards

4 yards

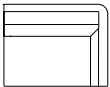
COL SQUARE FEET REQUIREMENTS:

For COL requirements please contact Leland Customer Experience.

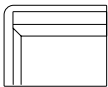
Contact Leland Customer Experience for yardage requirements on textiles with repeats.

TO SPECIFY: Please refer to pages 3–4 for complete specifying information.
Specify all products by their product code.

ONE AND A HALF SEAT OVERVIEW



PLX-LA
W 42.5 D 33.25 H 32.5
SH 17.5 AH 27.25



PLX-RA
W 42.5 D 33.25 H 32.5
SH 17.5 AH 27.25



PLX-LAL
W 42.5 D 33.25 H 32.5
SH 17.5 AH 27.25

(ADD DIMENSIONS OF LINKED TABLE AND SEATING TO LAL AND RAL)



PLX-RAL
W 42.5 D 33.25 H 32.5
SH 17.5 AH 27.25

(ADD DIMENSIONS OF LINKED TABLE AND SEATING TO LAL AND RAL)
One and a half seat lounge is not available with two arms.

ONE AND A HALF SEAT
POWDER COAT LEGS

MODEL	COM/COL	A	B	C	D	E	F	G	H	I	J	K	L
PLX-LA, PLX-RA	\$2787	2955	3039	3123	3207	3291	3375	3459	3543	3627	3711	3795	3879
PLX-LAL, PLX-RAL	\$2787	2955	3039	3123	3207	3291	3375	3459	3543	3627	3711	3795	3879

ONE AND A HALF SEAT
WALNUT LEGS

MODEL	COM/COL	A	B	C	D	E	F	G	H	I	J	K	L
PLX-LA, PLX-RA	\$3028	3196	3280	3364	3448	3532	3616	3700	3784	3868	3952	4036	4120
PLX-LAL, PLX-RAL	\$3028	3196	3280	3364	3448	3532	3616	3700	3784	3868	3952	4036	4120

ONE AND A HALF SEAT
ASH LEGS

MODEL	COM/COL	A	B	C	D	E	F	G	H	I	J	K	L
PLX-LA, PLX-RA	\$2937	3105	3189	3273	3357	3441	3525	3609	3693	3777	3861	3945	4029
PLX-LAL, PLX-RAL	\$2937	3105	3189	3273	3357	3441	3525	3609	3693	3777	3861	3945	4029

ONE AND A HALF SEAT
BRUSHED STAINLESS STEEL LEGS

MODEL	COM/COL	A	B	C	D	E	F	G	H	I	J	K	L
PLX-LA, PLX-RA	\$3296	3464	3548	3632	3716	3800	3884	3968	4052	4136	4220	4304	4388
PLX-LAL, PLX-RAL	\$3296	3464	3548	3632	3716	3800	3884	3968	4052	4136	4220	4304	4388

W/ SCREEN

MODEL	LIST PRICE/GRADE	COM/COL	A	B	C	D	E	F	G	H	I	J	K	L
PLX	Add to List Price	\$184	244	280	316	352	388	424	460	496	532	568	604	640

SCREEN COM YARDAGE REQUIREMENTS:
Screen: 1.25 yards
For COL requirements please contact Leland Customer Experience.
Contact Leland Customer Experience for yardage requirements on textiles with repeats.


ONE AND A HALF SEAT LOUNGE COM / COL REQUIREMENTS

ONE TEXTILE REQUIREMENT	YARDAGE	TWO TEXTILE REQUIREMENTS	YARDAGE
Entire lounge - one arm:	3.5 yards	Pillow only:	1.25 yards
		Seat and one arm:	2.75 yards

COL SQUARE FEET REQUIREMENTS:
For COL requirements please contact Leland Customer Experience.
Contact Leland Customer Experience for yardage requirements on textiles with repeats.


TO SPECIFY: Please refer to pages 3–4 for complete specifying information.
Specify all products by their product code.

TWO SEAT OVERVIEW




PL2-2A

W 60.5 D 33.25 H 32.5
SH 17.5 AH 27.25




PL2-LA

W 57 D 33.25 H 32.5
SH 17.5 AH 27.25




PL2-RA

W 57 D 33.25 H 32.5
SH 17.5 AH 27.25



PL2-LAL

W 57 D 33.25 H 32.5
SH 17.5 AH 27.25



PL2-RAL

W 57 D 33.25 H 32.5
SH 17.5 AH 27.25

(ADD DIMENSIONS OF LINKED TABLE AND SEATING TO LAL AND RAL)

TWO SEAT

POWDER COAT LEGS

MODEL	COM/COL	A	B	C	D	E	F	G	H	I	J	K	L
PL2-2A	\$3331	3559	3673	3787	3901	4015	4129	4243	4357	4471	4585	4699	4813
PL2-LA, PL2-RA	\$3065	3257	3353	3449	3545	3641	3737	3833	3929	4025	4121	4217	4313
PL2-LAL, PL2-RAL	\$3065	3257	3353	3449	3545	3641	3737	3833	3929	4025	4121	4217	4313

TWO SEAT

WALNUT LEGS

MODEL	COM/COL	A	B	C	D	E	F	G	H	I	J	K	L
PL2-2A	\$3572	3800	3914	4028	4142	4256	4370	4484	4598	4712	4826	4940	5054
PL2-LA, PL2-RA	\$3306	3498	3594	3690	3786	3882	3978	4074	4170	4266	4362	4458	4554
PL2-LAL, PL2-RAL	\$3306	3498	3594	3690	3786	3882	3978	4074	4170	4266	4362	4458	4554

TWO SEAT

ASH LEGS

MODEL	COM/COL	A	B	C	D	E	F	G	H	I	J	K	L
PL2-2A	\$3481	3709	3823	3937	4051	4165	4279	4393	4507	4621	4735	4849	4963
PL2-LA, PL2-RA	\$3215	3407	3503	3599	3695	3791	3887	3983	4079	4175	4271	4367	4463
PL2-LAL, PL2-RAL	\$3215	3407	3503	3599	3695	3791	3887	3983	4079	4175	4271	4367	4463

TWO SEAT

BRUSHED STAINLESS STEEL LEGS

MODEL	COM/COL	A	B	C	D	E	F	G	H	I	J	K	L
PL2-2A	\$3841	4069	4183	4297	4411	4525	4639	4753	4867	4981	5095	5209	5323
PL2-LA, PL2-RA	\$3574	3766	3862	3958	4054	4150	4246	4342	4438	4534	4630	4726	4822
PL2-LAL, PL2-RAL	\$3574	3766	3862	3958	4054	4150	4246	4342	4438	4534	4630	4726	4822

W/ SCREEN

MODEL	LIST PRICE/GRADE	COM/COL	A	B	C	D	E	F	G	H	I	J	K	L
PL2	Add to List Price	\$241	325	367	409	451	493	535	577	619	661	703	745	787

SCREEN COM YARDAGE REQUIREMENTS:

Screen: 1.75 yards

For COL requirements please contact Leland Customer Experience.


Contact Leland Customer Experience for yardage requirements on textiles with repeats.

TWO SEAT LOUNGE COM / COL REQUIREMENTS

ONE TEXTILE REQUIREMENT	YARDAGE	TWO TEXTILE REQUIREMENTS	YARDAGE
Entire lounge - one arm:	4.25 yards	Pillow only:	1.5 yards
Entire lounge - two arms:	4.75 yards	Seat and one arm:	3 yards
		Seat and two arms:	4.25 yards
COL SQUARE FEET REQUIREMENTS:			
For COL requirements please contact Leland Customer Experience.			
Contact Leland Customer Experience for yardage requirements on textiles with repeats.			


TO SPECIFY: Please refer to pages 3–4 for complete specifying information.
Specify all products by their product code.

THREE SEAT OVERVIEW




PL3-2A

W 84.5 D 33.25 H 32.5
SH 17.5 AH 27.25




PL3-LA

W 81 D 33.25 H 32.5
SH 17.5 AH 27.25




PL3-RA

W 81 D 33.25 H 32.5
SH 17.5 AH 27.25



PL3-LAL

W 81 D 33.25 H 32.5
SH 17.5 AH 27.25



PL3-RAL

W 81 D 33.25 H 32.5
SH 17.5 AH 27.25

(ADD DIMENSIONS OF LINKED TABLE AND SEATING TO LAL AND RAL)

THREE SEAT

POWDER COAT LEGS

MODEL	COM/COL	A	B	C	D	E	F	G	H	I	J	K	L
PL3-2A	\$3881	4181	4331	4481	4631	4781	4931	5081	5231	5381	5531	5681	5831
PL3-LA, PL2-RA	\$3615	3879	4011	4143	4275	4407	4539	4671	4803	4935	5067	5199	5331
PL3-LAL, PL2-RAL	\$3615	3879	4011	4143	4275	4407	4539	4671	4803	4935	5067	5199	5331

THREE SEAT

WALNUT LEGS

MODEL	COM/COL	A	B	C	D	E	F	G	H	I	J	K	L
PL3-2A	\$4122	4422	4572	4722	4872	5022	5172	5322	5472	5622	5772	5922	6072
PL3-LA, PL2-RA	\$3856	4120	4252	4384	4516	4648	4780	4912	5044	5176	5308	5440	5572
PL3-LAL, PL2-RAL	\$3856	4120	4252	4384	4516	4648	4780	4912	5044	5176	5308	5440	5572

THREE SEAT

ASH LEGS

MODEL	COM/COL	A	B	C	D	E	F	G	H	I	J	K	L
PL3-2A	\$4031	4331	4481	4631	4781	4931	5081	5231	5381	5531	5681	5831	5981
PL3-LA, PL2-RA	\$3765	4029	4161	4293	4425	4557	4689	4821	4953	5085	5217	5349	5481
PL3-LAL, PL2-RAL	\$3765	4029	4161	4293	4425	4557	4689	4821	4953	5085	5217	5349	5481

THREE SEAT

BRUSHED STAINLESS STEEL LEGS

MODEL	COM/COL	A	B	C	D	E	F	G	H	I	J	K	L
PL3-2A	\$4391	4691	4841	4991	5141	5291	5441	5591	5741	5891	6041	6191	6341
PL3-LA, PL2-RA	\$4125	4389	4521	4653	4785	4917	5049	5181	5313	5445	5577	5709	5841
PL3-LAL, PL2-RAL	\$4125	4389	4521	4653	4785	4917	5049	5181	5313	5445	5577	5709	5841

W/ SCREEN

MODEL	LIST PRICE/GRADE	COM/COL	A	B	C	D	E	F	G	H	I	J	K	L
PL3	Add to List Price	\$498	606	660	714	768	822	876	930	984	1038	1092	1146	1200

SCREEN COM YARDAGE REQUIREMENTS:

Screen: 2.25 yards

For COL requirements please contact Leland Customer Experience.

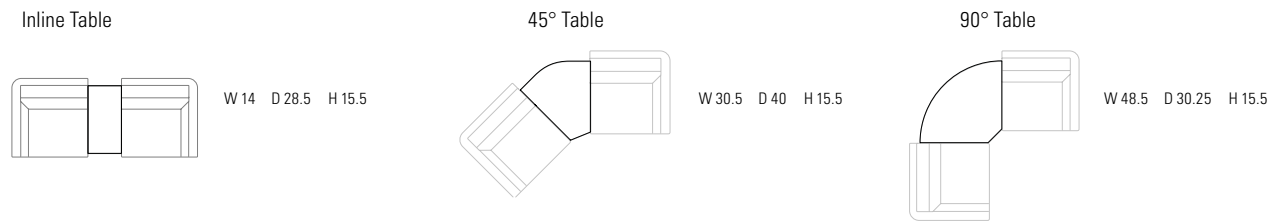
Contact Leland Customer Experience for yardage requirements on textiles with repeats.

THREE SEAT LOUNGE COM / COL REQUIREMENTS

ONE TEXTILE REQUIREMENT	YARDAGE	TWO TEXTILE REQUIREMENTS	YARDAGE
Entire lounge - one arm:	5.75 yards	Pillow only:	2.5 yards
Entire lounge - two arms:	6.25 yards	Seat and one arm:	5.5 yards
		Seat and two arms:	6.25 yards
COL SQUARE FEET REQUIREMENTS:			
For COL requirements please contact Leland Customer Experience.			
Contact Leland Customer Experience for yardage requirements on textiles with repeats.			

TO SPECIFY: Please refer to pages 3–4 for complete specifying information.
Specify all products by their product code.

LINKING TABLE OVERVIEW

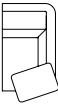


INLINE TABLE	TABLE TOP	LIST PRICE
	Walnut	\$488
	Walnut w/ Corian®	\$1682
	Walnut w/ Stone	\$1718
	Ash	\$456
	Ash w/ Corian®	\$1650
	Ash w/ Stone	\$1686

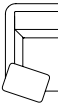
45° TABLE	TABLE TOP	LIST PRICE
	Walnut	\$732
	Walnut w/ Corian®	\$1926
	Walnut w/ Stone	\$1962
	Ash	\$700
	Ash w/ Corian®	\$1894
	Ash w/ Stone	\$1930

90° TABLE	TABLE TOP	LIST PRICE
	Walnut	\$750
	Walnut w/ Corian®	\$1944
	Walnut w/ Stone	\$1980
	Ash	\$718
	Ash w/ Corian®	\$1912
	Ash w/ Stone	\$1948

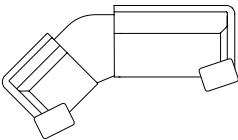
TO SPECIFY: Please refer to pages 3–4 for complete specifying information.
Specify all products by their product code.



Left Arm Tablet Selection (L)	Corian®	\$324
W 16 D 11		



Right Arm Tablet Selection (R)	Corian®	\$324
W 16 D 11		



Double Tablet Selection (T)	Corian®	\$649
-----------------------------	---------	-------

Palomino Table

2016 Price List

Pricing effective 03/21/16



2016 PALOMINO OCCASIONAL TABLE PRICE LIST

PALOMINO OCCASIONAL TABLE: TABLE OF CONTENTS.....	PLT2
PALOMINO OCCASIONAL TABLE SPECIFICATION INFORMATION	PLT3
PALOMINO OCCASIONAL TABLE SPECIFICATION EXAMPLE.....	PLT4
PALOMINO SQUARE OCCASIONAL TABLES	PLT5
PALOMINO RECTANGLE OCCASIONAL TABLES.....	PLT7

PALOMINO OCCASIONAL TABLE SPECIFICATION INFORMATION

MODEL

DESCRIPTION	CODE
Palomino Occasional Table	PLT

TABLE HEIGHT

DESCRIPTION	CODE
14" High	14H
20" High	20H

TOP SIZE

SQUARE	CODE	RECTANGLE	CODE
24x24	2424	24x48	2448
36x36	3636	24x54	2454
42x42	4242	24x60	2460
48x48	4848		

Round and Oval Tables can be quoted upon request. Please contact Customer Experience.

TOP SELECTION

DESCRIPTION	CODE
Ash	A
Walnut	W
Corian	C
Stone	ST

TOP FINISH

WALNUT:

DESCRIPTION	CODE
Natural Walnut	08

ASH:

DESCRIPTION	CODE
Natural Ash	07

SOLID SURFACE:

DESCRIPTION	CODE	DESCRIPTION	CODE
White Corian®	W	Black Corian®	B
Grey Corian®	G		

STONE:

DESCRIPTION	CODE
Cambria® Cardiff Cream	CCC
Cambria® Torquay	CT
Cambria® Cambrian Black	CCB

LEG SELECTION

DESCRIPTION	CODE	DESCRIPTION	CODE
Walnut	W	Powder Coat Steel	P
Ash	A	Brushed Stainless Steel	S

LEG FINISH

WALNUT:

DESCRIPTION	CODE
Natural Walnut	08

ASH:

DESCRIPTION	CODE
Natural Ash	07

STEEL:

DESCRIPTION	CODE	DESCRIPTION	CODE
Black	B	Chardonnay	CD
Cool Grey	CG	Java	JV
Matte Black	MB	Slate	S
Warm Grey	WG	Sterling	ST
White	W		
Brushed Stainless	BSS		

GLIDE SELECTION

Palomino Occasional Table glides are nylon.

FREIGHT NOTE

Due to the size and nature of Palomino Occasional Tables, the Freight Program does not apply to this product. Please contact Customer Experience for a quote.

SPECIFICATIONS REQUIRED TO CREATE THE PRODUCT CODE

- Model
- Table Height
- Top Size
- Top Selection
- Top Finish
- Leg Selection
- Leg Finish



MODEL

Palomino Occasional Table (PLT)

TABLE HEIGHT

20" (20H)

TOP SIZE

36 x 36 (3636)

TOP SELECTION

Walnut (W)

TOP FINISH

Natural Walnut (08)

LEG SELECTION

Brushed Stainless (S)

LEG FINISH

Brushed Stainless (BSS)




**14" PALOMINO SQUARE
OCCASIONAL TABLE**

H 14



Square

24 x 24


36 x 36

42 x 42

48 x 48

MODEL	LEG TYPE/CODE	LIST PRICE/TOP TYPE:	WALNUT	ASH	CORIAN	STONE
PLT-14H-____-W	Walnut Legs					
	24x24 - 2424		\$1945	N/A	3104	3235
	36x36 - 3636		\$2145	N/A	3138	5076
	42x42 - 4242		\$2261	N/A	4060	6544
PLT-14H-____-A	48x48 - 4848		\$2121	N/A	4075	7619
	Ash Legs					
	24x24 - 2424		N/A	1668	2987	3118
	36x36 - 3636		N/A	1785	3021	4959
PLT-14H-____-P	42x42 - 4242		N/A	1892	3943	6427
	48x48 - 4848		N/A	1973	3958	7502
	Powder Coat Legs					
	24x24 - 2424		\$2158	1998	3317	3448
PLT-14H-____-BSS	36x36 - 3636		\$2358	2115	3351	5289
	42x42 - 4242		\$2523	2222	4273	6757
	48x48 - 4848		\$2567	2303	4288	7832
	Brushed Stainless Steel Legs					
	24x24 - 2424		\$2300	2140	3460	3590
	36x36 - 3636		\$2500	2258	3493	5432
	42x42 - 4242		\$2616	2364	4416	6900
	48x48 - 4848		\$2477	2445	4431	7975

TO SPECIFY: Please refer to pages 3–4 for complete specifying information.
Specify all products by their product code.



20" PALOMINO SQUARE
OCCASIONAL TABLE


H 20



Square
24 x 24
36 x 36
42 x 42
48 x 48

MODEL	LEG TYPE/CODE	LIST PRICE/TOP TYPE:	WALNUT	ASH	CORIAN	STONE
PLT-20H-____-W	Walnut Legs					
	24x24 - 2424		\$2535	N/A	3694	3825
	36x36 - 3636		\$2735	N/A	3728	5667
	42x42 - 4242		\$2851	N/A	4651	7135
	48x48 - 4848		\$2711	N/A	4666	8209
PLT-20H-____-A	Ash Legs					
	24x24 - 2424		N/A	2216	3535	3666
	36x36 - 3636		N/A	2334	3569	5507
	42x42 - 4242		N/A	2440	4491	6975
	48x48 - 4848		N/A	2521	4506	8050
PLT-20H-____-P	Powder Coat Legs					
	24x24 - 2424		\$2681	2521	3841	3972
	36x36 - 3636		\$2881	2639	3875	5813
	42x42 - 4242		\$2997	2746	4797	7281
	48x48 - 4848		\$2858	2826	4812	8356
PLT-20H-____-BSS	Brushed Stainless Steel Legs					
	24x24 - 2424		\$2837	2677	3996	4127
	36x36 - 3636		\$3037	2794	4030	5968
	42x42 - 4242		\$3153	2901	4952	7436
	48x48 - 4848		\$3013	2982	4967	8511

TO SPECIFY: Please refer to pages 3–4 for complete specifying information.
Specify all products by their product code.



14" PALOMINO RECTANGLE
OCCASIONAL TABLE

H 14



Rectangle
24 x 48
24 x 54
24 x 60

MODEL	LEG TYPE/CODE	LIST PRICE/TOP TYPE:	WALNUT	ASH	CORIAN	STONE
PLT-14H-____-W	Walnut Legs					
	24x48 -2448		\$2121	N/A	3118	4698
	24x54 - 2454		\$2403	N/A	3178	5111
	24x60 - 2460		\$2441	N/A	3299	5595
	Ash Legs					
	24x48 -2448		N/A	1799	3001	4581
	24x54 - 2454		N/A	1888	3061	4994
	24x60 - 2460		N/A	1934	3182	5478
PLT-14H-____-P	Powder Coat Legs					
	24x48 -2448		\$2334	2129	3331	4911
	24x54 - 2454		\$2616	2218	3391	5324
	24x60 - 2460		\$2654	2264	3512	5808
PLT-14H-____-BSS	Brushed Stainless Steel Legs					
	24x48 -2448		\$2476	2272	3473	5053
	24x54 - 2454		\$2758	2361	3534	5467
	24x60 - 2460		\$2797	2406	3654	5951

TO SPECIFY: Please refer to pages 3–4 for complete specifying information.
Specify all products by their product code.



20" PALOMINO RECTANGLE
OCCASIONAL TABLE

H 20



Rectangle

24 x 48

24 x 54

24 x 60

MODEL	LEG TYPE/CODE	LIST PRICE/TOP TYPE:	WALNUT	ASH	CORIAN	STONE
PLT-20H-____-W	Walnut Legs					
	24x48 -2448		\$2711	N/A	3708	5288
	24x54 - 2454		\$2993	N/A	3769	5702
PLT-20H-____-A	Ash Legs					
	24x48 -2448		N/A	2348	3549	5129
	24x54 - 2454		N/A	2437	3609	5543
PLT-20H-____-P	Powder Coat Legs					
	24x48 -2448		\$2857	2653	3854	5434
	24x54 - 2454		\$3140	2742	3915	5848
PLT-20H-____-BSS	Brushed Stainless Steel Legs					
	24x48 -2448		\$3013	2808	4010	5590
	24x54 - 2454		\$3295	2897	4070	6003
PLT-20H-____-P	Powder Coat Legs					
	24x60 - 2460		\$3032	N/A	3889	6185
	24x60 - 2460		\$3178	2787	4035	6332
PLT-20H-____-BSS	Brushed Stainless Steel Legs					
	24x60 - 2460		\$3333	2943	4191	6487
	24x60 - 2460		\$3333	2943	4191	6487

TO SPECIFY: Please refer to pages 3–4 for complete specifying information.
Specify all products by their product code.

Parfait II

2016 Price List

Pricing effective 03/21/16



2016 PARFAIT II PRICE LIST

PARFAIT II: TABLE OF CONTENTS PII2

PARFAIT II SPECIFICATION INFORMATION..... PII3

PARFAIT II SPECIFICATION EXAMPLE PII4

PARFAIT II STACKING SIDE CHAIR..... PII5

PARFAIT II NON-STACKING SIDE CHAIR PII6

PARFAIT II MOBILE STACKING SIDE CHAIR..... PII7

PARFAIT II MOBILE NON-STACKING SIDE CHAIR PII9

PARFAIT II ARM CHAIR PII11

PARFAIT II MOBILE ARM CHAIR PII12

PARFAIT II COUNTER CHAIR..... PII14

PARFAIT II BAR CHAIR..... PII15

PARFAIT II TRANSPORT/STACKING DOLLY..... PII16

CHAIR MODEL

DESCRIPTION	CODE
Parfait II stacking side chair, upholstered seat, wood back	PSSUW
Parfait II stacking side chair, wood seat, wood back	PSSWW
Parfait II stacking side chair, upholstered seat, wood back, upholstered back onlay	PSSUWU
Parfait II side chair, upholstered seat, wood back	PSUW
Parfait II side chair, wood seat, wood back	PSWW
Parfait II side chair, upholstered seat, wood back upholstered back onlay	PSUWU
Parfait II arm chair, upholstered seat, wood back, polypropylene arm cap	PAUW
Parfait II arm chair, wood seat, wood back polypropylene arm cap	PAWW
Parfait II arm chair, upholstered seat, wood back upholstered back onlay, polypropylene arm cap	PAUWU-P
Parfait II arm chair, upholstered seat, wood back upholstered back onlay, upholstered arm cap	PAUWU-U
Parfait II counter chair, upholstered seat, wood back	PCUW
Parfait II counter chair, wood seat, wood back	PCWW
Parfait II counter chair, upholstered seat, wood back, upholstered back onlay	PCUWU
Parfait II bar chair, upholstered seat, wood back	PBUW
Parfait II bar chair, wood seat, wood back	PBWW
Parfait II bar chair, upholstered seat, wood seat, upholstered back onlay	PBUWU
Parfait II mobile stacking side chair, upholstered seat, wood back	PMSSUW
Parfait II mobile stacking side chair, wood seat, wood back	PMSSWW
Parfait II mobile stacking side chair, upholstered seat, wood back, upholstered back onlay	PMSSUWU
Parfait II mobile side chair, upholstered seat, wood back	PMSUW
Parfait II mobile side chair, wood seat, wood back	PMSWW
Parfait II mobile side chair, upholstered seat, wood back upholstered back onlay	PMSUWU
Parfait II mobile arm chair, upholstered seat, wood back, polypropylene arm cap	PMAUW
Parfait II mobile arm chair, wood seat, wood back, polypropylene arm cap	PMAWW
Parfait II mobile arm chair, upholstered seat, wood back, upholstered back onlay, polypropylene arm cap	PMAUWU-P
Parfait II mobile arm chair, upholstered seat, wood back, upholstered back onlay, upholstered arm cap	PMAUWU-U

UPHOLSTERY SELECTION

Please refer to Leland Textile Program which features textiles and leathers from the following partners:

Brentano	Camira
Carnegie	CF Stinson
Green Hides	Maharam
Unika Vaev	

The complete grade list can be found at lelandinternational.com/textile-partners, or you can specify COM/COL. Due to the design of this product, it is recommended that all non pre-approved textile be tested for compatibility. Untested COM or COL textiles will not be accepted.

SEAT AND BACK WOOD FINISH

LELAND COLOURS I & II (Click to view)

CUSTOM Specify Custom (01)

*Please note that Parfait II is NOT AVAILABLE in the following finishes:
Natural Walnut (08), Natural Beech (09), Natural White Oak (12)

FRAME FINISH

DESCRIPTION	CODE	DESCRIPTION	CODE
Black	B	Slate	S
Chardonnay	CD	Sterling	ST
Cool Grey	CG	Warm Grey	WG
Java	JV	White	W
Matte Black	MB		

ARM CAP TYPE

DESCRIPTION	CODE
Polypropylene	P
Upholstered	U

ARM CAP COLOR (POLYPROPYLENE)

DESCRIPTION	CODE
Black	B
Silver	S

GLIDE TYPE OR CASTER TYPE FOR MOBILE CHAIRS

STANDARD:

DESCRIPTION	CODE
Nylon	S

OPTIONAL:

DESCRIPTION	CODE
Felt	FC
Floor Saver™ (for VCT type floors)	FS
Metal	M
Rubber	R

Please note that optional glides raise the chair height .5 inch.

CASTER TYPE:

DESCRIPTION	CODE
Hard floor caster	HF
Soft floor caster	SF

SPECIFICATIONS REQUIRED TO CREATE THE PRODUCT CODE

- Model
- Seat Upholstery or Finish
- Back Finish
- Upholstered Back Onlay (when applicable)
- Frame Finish
- Arm Cap Type (when applicable)
- Arm Cap Color or Upholstery (when applicable)
- Glide or Caster Type

P	S	W	W					1	1					1	1					S	T							S							
MODEL								SEAT UPHOLSTERY OR FINISH				BACK FINISH				UPHOLSTERED BACK ONLAY (WHEN APPLICABLE)				FRAME FINISH				ARM CAP TYPE (WHEN APPLIC- ABLE)				ARM CAP COLOR OR UPHOLSTERY (WHEN APPLICABLE)				GLIDE OR CASTER TYPE			

MODEL

Parfait II Side Chair -
wood seat, wood back (PSWW)

SEAT UPHOLSTERY OR FINISH

Natural (11)

BACK FINISH

Natural (11)

UPHOLSTERED BACK ONLAY

When applicable, enter upholstery
grade, COM or COL

FRAME FINISH

Sterling (ST)

ARM CAP TYPE

When applicable, enter
arm cap type code

ARM CAP COLOR OR UPHOLSTERY

When applicable, enter color,
upholstery grade, COM or COL





PARFAIT II STACKING SIDE CHAIR	MODEL	LIST PRICE/GRADE	COM/COL	A	B	C	D	E	F	G	H	I	J	K	L
upholstered seat, wood back W 20.25 D 21.5 H 32.5 SH 19	PSSUW		\$507	532	546	560	574	588	602	616	630	644	658	672	686
Optional Glides: Add \$6.00 net per chair for a set of four (4). Optional Glides raise chair height .5 inch. COM Yardage: 1 or 2 seats:.75 yard; 3 or 4 seats: 1.5 yards; 5 or 6 seats: 2.25 yards Contact Leland Customer Experience for yardage requirements on textiles with repeats. For COL requirements please contact Leland Customer Experience.															



PARFAIT II STACKING SIDE CHAIR	MODEL	LIST PRICE
wood seat, wood back W 20.25 D 21.5 H 32.5 SH 18.5	PSSWW	\$530
Optional Glides: Add \$6.00 net per chair for a set of four (4). Optional Glides raise chair height .5 inch.		



PARFAIT II STACKING SIDE CHAIR	MODEL	LIST PRICE/GRADE	COM/COL	A	B	C	D	E	F	G	H	I	J	K	L
upholstered seat, wood back, upholstered back onlay W 20.25 D 21.5 H 32.5 SH 19	PSSUWU		\$572	611	631	651	671	691	711	731	751	771	791	811	831
Optional Glides: Add \$6.00 net per chair for a set of four (4). Optional Glides raise chair height .5 inch. COM Yardage: 1 seat and back:.75 yard, 6 seats and backs: 3.5 yards Contact Leland Customer Experience for yardage requirements on textiles with repeats. For COL requirements please contact Leland Customer Experience.															

TO SPECIFY: Please refer to pages 3–5 for complete specifying information.
Specify all products by their product code.



PARFAIT II NON-STACKING SIDE CHAIR	MODEL	LIST PRICE/GRADE	COM/COL	A	B	C	D	E	F	G	H	I	J	K	L
upholstered seat, wood back	PSUW		\$458	483	497	511	525	539	553	567	581	595	609	623	637
W 20.25 D 21.5 H 32.5 SH 19		Optional Glides: Add \$6.00 net per chair for a set of four (4). Optional Glides raise chair height .5 inch. COM Yardage: 1 or 2 seats:.75 yard; 3 or 4 seats: 1.5 yards; 5 or 6 seats: 2.25 yards Contact Leland Customer Experience for yardage requirements on textiles with repeats. For COL requirements please contact Leland Customer Experience.													

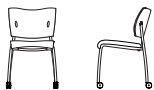


PARFAIT II NON-STACKING SIDE CHAIR	MODEL	LIST PRICE
wood seat, wood back	PSWW	\$483
W 20.25 D 21.5 H 32.5 SH 18.5		Optional Glides: Add \$6.00 net per chair for a set of four (4). Optional Glides raise chair height .5 inch.



PARFAIT II NON-STACKING SIDE CHAIR	MODEL	LIST PRICE/GRADE	COM/COL	A	B	C	D	E	F	G	H	I	J	K	L
upholstered seat, wood back, upholstered back onlay	PSUWU		\$536	575	595	615	635	655	675	695	715	735	755	775	795
W 20.25 D 21.5 H 32.5 SH 19		Optional Glides: Add \$6.00 net per chair for a set of four (4). Optional Glides raise chair height .5 inch. COM Yardage: 1 seat and back:.75 yard, 6 seats and backs: 3.5 yards Contact Leland Customer Experience for yardage requirements on textiles with repeats. For COL requirements please contact Leland Customer Experience.													

TO SPECIFY: Please refer to pages 3–5 for complete specifying information.
Specify all products by their product code.



**PARFAIT II MOBILE
STACKING SIDE CHAIR**

	MODEL	LIST PRICE/GRADE	COM/COL	A	B	C	D	E	F	G	H	I	J	K	L
upholstered seat, wood back, hard floor caster W 20.25 D 21.5 H 32.5 SH 19	PMSSUW-HF		\$612	637	651	665	679	693	707	721	735	749	763	777	791
COM Yardage: 1 or 2 seats: .75 yard; 3 or 4 seats: 1.5 yards; 5 or 6 seats: 2.25 yards Contact Leland Customer Experience for yardage requirements on textiles with repeats. For COL requirements please contact Leland Customer Experience.															



**PARFAIT II MOBILE
STACKING SIDE CHAIR**

	MODEL	LIST PRICE/GRADE	COM/COL	A	B	C	D	E	F	G	H	I	J	K	L
upholstered seat, wood back, soft floor caster W 20.25 D 21.5 H 32.5 SH 19	PMSSUW-SF		\$612	637	651	665	679	693	707	721	735	749	763	777	791
COM Yardage: 1 or 2 seats: .75 yard; 3 or 4 seats: 1.5 yards; 5 or 6 seats: 2.25 yards Contact Leland Customer Experience for yardage requirements on textiles with repeats. For COL requirements please contact Leland Customer Experience.															



**PARFAIT II MOBILE
STACKING SIDE CHAIR**

	MODEL	LIST PRICE
wood seat, wood back, hard floor caster W 20.25 D 21.5 H 32.5 SH 18.5	PMSSWW-HF	\$641



**PARFAIT II MOBILE
STACKING SIDE CHAIR**

	MODEL	LIST PRICE
wood seat, wood back, soft floor caster W 20.25 D 21.5 H 32.5 SH 18.5	PMSSWW-SF	\$641

TO SPECIFY: Please refer to pages 3–5 for complete specifying information.
Specify all products by their product code.

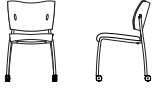


PARFAIT II MOBILE STACKING SIDE CHAIR		MODEL	LIST PRICE/GRADE	COM/COL	A	B	C	D	E	F	G	H	I	J	K	L
upholstered seat, wood back, upholstered back onlay, hard floor caster		PMSSUWU-HF		\$675	714	734	754	774	794	814	834	854	874	894	914	934
W 20.25 D 21.5 H 32.5 SH 19		COM Yardage: 1 seat and back:.75 yard, 6 seats and backs: 3.5 yard Contact Leland Customer Experience for yardage requirements on textiles with repeats. For COL requirements please contact Leland Customer Experience.														



PARFAIT II MOBILE STACKING SIDE CHAIR		MODEL	LIST PRICE/GRADE	COM/COL	A	B	C	D	E	F	G	H	I	J	K	L
upholstered seat, wood back, upholstered back onlay, soft floor caster		PMSSUWU-SF		\$675	714	734	754	774	794	814	834	854	874	894	914	934
W 20.25 D 21.5 H 32.5 SH 19		COM Yardage: 1 seat and back:.75 yard, 6 seats and backs: 3.5 yards Contact Leland Customer Experience for yardage requirements on textiles with repeats. For COL requirements please contact Leland Customer Experience.														

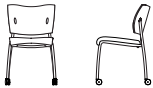
TO SPECIFY: Please refer to pages 3–5 for complete specifying information.
Specify all products by their product code.



PARFAIT II MOBILE

NON-STACKING SIDE CHAIR

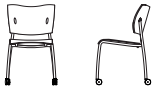
NON-STACKING SIDE CHAIR	MODEL	LIST PRICE/GRADE	COM/COL	A	B	C	D	E	F	G	H	I	J	K	L
upholstered seat, wood back, hard floor caster W 20.25 D 21.5 H 32.5 SH 19	PMSUW-HF	\$558	583	597	611	625	639	653	667	681	695	709	723	737	
COM Yardage: 1 or 2 seats:.75 yard; 3 or 4 seats: 1.5 yards; 5 or 6 seats: 2.25 yards Contact Leland Customer Experience for yardage requirements on textiles with repeats. For COL requirements please contact Leland Customer Experience.															



PARFAIT II MOBILE

NON-STACKING SIDE CHAIR

NON-STACKING SIDE CHAIR	MODEL	LIST PRICE/GRADE	COM/COL	A	B	C	D	E	F	G	H	I	J	K	L
upholstered seat, wood back, soft floor caster W 20.25 D 21.5 H 32.5 SH 19	PMSUW-SF		\$558	583	597	611	625	639	653	667	681	695	709	723	737
COM Yardage: 1 or 2 chair seats and back onlays:.75 yard; 3 or 4 chair seats and back onlays: 1.5 yards; 5 or 6 Chair seats and back onlays: 2.25 yards Contact Leland Customer Experience for yardage requirements on textiles with repeats. For COL requirements please contact Leland Customer Experience.															



PARFAIT II MOBILE

NON-STACKING SIDE CHAIR

	MODEL	LIST PRICE
wood seat, wood back, hard floor caster W 20.25 D 21.5 H 32.5 SH 18.5	PMSWW-HF	\$588

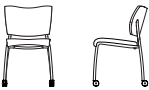


PARFAIT II MOBILE

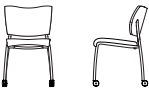
NON-STACKING SIDE CHAIR

	MODEL	LIST PRICE
wood seat, wood back, soft floor caster W 20.25 D 21.5 H 32.5 SH 18.5	PMSWW-SF	\$588

TO SPECIFY: Please refer to pages 3–5 for complete specifying information.
Specify all products by their product code.



PARFAIT II MOBILE NON-STACKING SIDE CHAIR	MODEL	LIST PRICE/GRADE	COM/COL	A	B	C	D	E	F	G	H	I	J	K	L
upholstered seat, wood back, upholstered back onlay, hard floor caster W 20.25 D 21.5 H 32.5 SH 19	PMSUWU-HF		\$641	680	700	720	740	760	780	800	820	840	860	880	900
COM Yardage: 1 seat and back:.75 yard, 6 seats and backs: 3.5 yards Contact Leland Customer Experience for yardage requirements on textiles with repeats. For COL requirements please contact Leland Customer Experience.															



PARFAIT II MOBILE NON-STACKING SIDE CHAIR	MODEL	LIST PRICE/GRADE	COM/COL	A	B	C	D	E	F	G	H	I	J	K	L
upholstered seat, wood back, upholstered back onlay, soft floor caster W 20.25 D 21.5 H 32.5 SH 19	PMSUWU-SF		\$641	680	700	720	740	760	780	800	820	840	860	880	900
COM Yardage: 1 seat and back:.75 yard, 6 seats and backs: 3.5 yards Contact Leland Customer Experience for yardage requirements on textiles with repeats. For COL requirements please contact Leland Customer Experience.															

TO SPECIFY: Please refer to pages 3–5 for complete specifying information.
Specify all products by their product code.



PARFAIT II ARM CHAIR	MODEL	LIST PRICE/GRADE	COM/COL	A	B	C	D	E	F	G	H	I	J	K	L
upholstered seat, wood back	PAUW		\$641	666	680	694	708	722	736	750	764	778	792	806	820
W 25.5 D 21.5 H 32.5 SH 19 AH 27		Optional Glides: Add \$6.00 net per chair for a set of four (4). Optional Glides raise chair height .5 inch. COM Yardage: 1 or 2 seats:.75 yard; 3 or 4 seats: 1.5 yards; 5 or 6 seats: 2.25 yards Contact Leland Customer Experience for yardage requirements on textiles with repeats. For COL requirements please contact Leland Customer Experience.													



PARFAIT II ARM CHAIR	MODEL	LIST PRICE
wood seat, wood back	PAWW	\$665
W 25.5 D 21.5 H 32.5 SH 18.5 AH 27		Optional Glides: Add \$6.00 net per chair for a set of four (4). Optional Glides raise chair height .5 inch.



PARFAIT II ARM CHAIR	MODEL	LIST PRICE/GRADE	COM/COL	A	B	C	D	E	F	G	H	I	J	K	L
upholstered seat, wood back	PAUWU-P		\$690	729	749	769	789	809	829	849	869	889	909	929	949
upholstered back onlay, polypropylene arm cap		Optional Glides: Add \$6.00 net per chair for a set of four (4). Optional Glides raise chair height .5 inch. COM Yardage: 1 seat and back:.75 yard, 6 seats and backs: 3.5 yards Contact Leland Customer Experience for yardage requirements on textiles with repeats. For COL requirements please contact Leland Customer Experience.													
W 25.5 D 21.5 H 32.5 SH 19 AH 27															

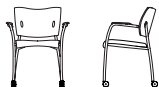


PARFAIT II ARM CHAIR	MODEL	LIST PRICE/GRADE	COM/COL	A	B	C	D	E	F	G	H	I	J	K	L
upholstered seat, wood back	PAUWU-U		\$727	766	786	806	826	846	866	886	906	926	946	966	986
upholstered back onlay, upholstered arm cap		Optional Glides: Add \$6.00 net per chair for a set of four (4). Optional Glides raise chair height .5 inch. COM Yardage: 1 seat and back:.75 yard, 6 seats and backs: 3.5 yards, 1 or 2 pairs arm caps:.25 yard Contact Leland Customer Experience for yardage requirements on textiles with repeats. For COL requirements please contact Leland Customer Experience..													
W 25.5 D 21.5 H 32.5 SH 19 AH 27															

TO SPECIFY: Please refer to pages 3–5 for complete specifying information.
Specify all products by their product code.



PARFAIT II MOBILE ARM CHAIR	MODEL	LIST PRICE/GRADE	COM/COL	A	B	C	D	E	F	G	H	I	J	K	L
upholstered seat, wood back, polypropylene arm cap, hard floor caster	PMAUW-P-HF		\$756	781	795	809	823	837	851	865	879	893	907	921	935
COM Yardage: 1 or 2 seats:.75 yard; 3 or 4 seats: 1.5 yards; 5 or 6 seats: 2.25 yards Contact Leland Customer Experience for yardage requirements on textiles with repeats. For COL requirements please contact Leland Customer Experience.															
W 25.25 D 21.5 H 32.5 SH 19 AH 27															



PARFAIT II MOBILE ARM CHAIR	MODEL	LIST PRICE/GRADE	COM/COL	A	B	C	D	E	F	G	H	I	J	K	L
upholstered seat, wood back, polypropylene arm cap, soft floor caster	PMAUW-P-SF		\$756	781	795	809	823	837	851	865	879	893	907	921	935
COM Yardage: 1 or 2 chair seats and back onlays:.75 yard; 3 or 4 chair seats and back onlays: 1.5 yards; 5 to 6 Chair seats and back onlays: 2.25 yards Contact Leland Customer Experience for yardage requirements on textiles with repeats. For COL requirements please contact Leland Customer Experience.															
W 25.25 D 21.5 H 32.5 SH 19 AH 27															



PARFAIT II MOBILE ARM CHAIR	MODEL	LIST PRICE
wood seat, wood back polypropylene arm cap, hard floor caster	PMAWW-P-HF	\$786
W 25.25 D 21.5 H 32.5 SH 18.5 AH 27		



PARFAIT II MOBILE ARM CHAIR	MODEL	LIST PRICE
wood seat, wood back polypropylene arm cap, soft floor caster	PMAWW-P-SF	\$786
W 25.25 D 21.5 H 32.5 SH 18.5 AH 27		

TO SPECIFY: Please refer to pages 3–5 for complete specifying information.
Specify all products by their product code.



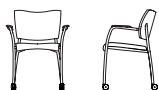
PARFAIT II MOBILE ARM CHAIR	MODEL	LIST PRICE/GRADE	COM/COL	A	B	C	D	E	F	G	H	I	J	K	L
upholstered seat, wood back, upholstered back onlay, upholstered arm cap, hard floor caster W 25.5 D 21.5 H 32.5 SH 19 AH 27	PMAUWU-U-HF		\$839	878	898	918	938	958	978	998	1018	1038	1058	1078	1098
COM Yardage: 1 seat and back:.75 yard, 6 seats and backs: 3.5 yards 2 pairs armcaps:.25 yard Contact Leland Customer Experience for yardage requirements on textiles with repeats. For COL requirements please contact Leland Customer Experience.															



PARFAIT II MOBILE ARM CHAIR	MODEL	LIST PRICE/GRADE	COM/COL	A	B	C	D	E	F	G	H	I	J	K	L
upholstered seat, wood back, upholstered back onlay, upholstered arm cap, soft floor caster W 25.5 D 21.5 H 32.5 SH 19 AH 27	PMAUWU-U-SF		\$839	878	898	918	938	958	978	998	1018	1038	1058	1078	1098
COM Yardage: 1 seat and back:.75 yard, 6 seats and backs: 3.5 yards 2 pairs armcaps:.25 yard Contact Leland Customer Experience for yardage requirements on textiles with repeats. For COL requirements please contact Leland Customer Experience.															



PARFAIT II MOBILE ARM CHAIR	MODEL	LIST PRICE/GRADE	COM/COL	A	B	C	D	E	F	G	H	I	J	K	L
upholstered seat, wood back upholstered back onlay, polypropylene arm cap, hard floor caster W 25.5 D 21.5 H 32.5 SH 19 AH 27	PMAUWU-P-HF		\$802	841	861	881	901	921	941	961	981	1001	1021	1041	1061
COM Yardage: 1 seat and back:.75 yard, 6 seats and backs: 3.5 yards Contact Leland Customer Experience for yardage requirements on textiles with repeats. For COL requirements please contact Leland Customer Experience.															



PARFAIT II MOBILE ARM CHAIR	MODEL	LIST PRICE/GRADE	COM/COL	A	B	C	D	E	F	G	H	I	J	K	L
upholstered seat, wood back upholstered back onlay, polypropylene arm cap, soft floor caster W 25.5 D 21.5 H 32.5 SH 19 AH 27	PMAUWU-P-SF		\$802	841	861	881	901	921	941	961	981	1001	1021	1041	1061
COM Yardage: 1 seat and back:.75 yard, 6 seats and backs: 3.5 yards Contact Leland Customer Experience for yardage requirements on textiles with repeats. For COL requirements please contact Leland Customer Experience..															

TO SPECIFY: Please refer to pages 3–5 for complete specifying information.
Specify all products by their product code.



PARFAIT II COUNTER CHAIR	MODEL	LIST PRICE/GRADE	COM/COL	A	B	C	D	E	F	G	H	I	J	K	L
upholstered seat, wood back W 19.5 D 24 H 39 SH 25.5	PCUW		\$636	661	675	689	703	717	731	745	759	773	787	801	815
Optional Glides: Add \$6.00 net per chair for a set of four (4). Optional Glides raise chair height .5 inch. COM Yardage: 1 or 2 seats:.75 yard; 3 or 4 seats: 1.5 yards; 5 or 6 seats: 2.25 yards Contact Leland Customer Experience for yardage requirements on textiles with repeats. For COL requirements please contact Leland Customer Experience.															




PARFAIT II COUNTER CHAIR	MODEL	LIST PRICE
wood seat, wood back W 19.5 D 24 H 39 SH 25	PCWW	\$665
Optional Glides: Add \$6.00 net per chair for a set of four (4). Optional Glides raise chair height .5 inch.		




PARFAIT II COUNTER CHAIR	MODEL	LIST PRICE/GRADE	COM/COL	A	B	C	D	E	F	G	H	I	J	K	L
upholstered seat, wood back, upholstered back onlay W 19.5 D 24 H 39 SH 25.5	PCUWU		\$685	724	744	764	784	804	824	844	864	884	904	924	944
Optional Glides: Add \$6.00 net per chair for a set of four (4). Optional Glides raise chair height .5 inch. COM Yardage: 1 seat and back:.75 yard, 6 seats and backs: 3.5 yards Contact Leland Customer Experience for yardage requirements on textiles with repeats. For COL requirements please contact Leland Customer Experience.															

TO SPECIFY: Please refer to pages 3–5 for complete specifying information.
Specify all products by their product code.



PARFAIT II BAR CHAIR	MODEL	LIST PRICE/GRADE	COM/COL	A	B	C	D	E	F	G	H	I	J	K	L
upholstered seat, wood back W 19.5 D 24.5 H 44 SH 31.5	PBUW		\$647	672	686	700	714	728	742	756	770	784	798	812	826

Optional Glides: Add \$6.00 net per chair for a set of four (4). Optional Glides raise chair height .5 inch.
COM Yardage: 1 or 2 seats:.75 yard; 3 or 4 seats: 1.5 yards; 5 or 6 seats: 2.25 yards
Contact Leland Customer Experience for yardage requirements on textiles with repeats.
For COL requirements please contact Leland Customer Experience.



PARFAIT II BAR CHAIR	MODEL	LIST PRICE
wood seat, wood back W 19.5 D 24.5 H 44 SH 31	PBWW	\$677

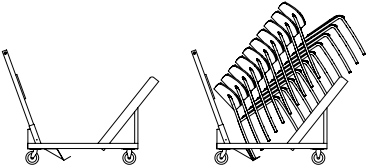
Optional Glides: Add \$6.00 net per chair for a set of four (4). Optional Glides raise chair height .5 inch.



PARFAIT II BAR CHAIR	MODEL	LIST PRICE/GRADE	COM/COL	A	B	C	D	E	F	G	H	I	J	K	L
upholstered seat, wood back, upholstered back onlay W 19.5 D 24.5 H 44 SH 31.5	PBUWU		\$695	734	754	774	794	814	834	854	874	894	914	934	954

Optional Glides: Add \$6.00 net per chair for a set of four (4). Optional Glides raise chair height .5 inch.
COM Yardage: 1 seat and back:.75 yard, 6 seats and backs: 3.5 yards
Contact Leland Customer Experience for yardage requirements on textiles with repeats.
For COL requirements please contact Leland Customer Experience.

TO SPECIFY: Please refer to pages 3–5 for complete specifying information.
Specify all products by their product code.



PARFAIT II TRANSPORT/ STACKING DOLLY		MODEL		LIST PRICE
W 25 D 57 H 44 (EMPTY)		PSSD	Black Finish	\$732
W 25 D 68 H 63 (WITH 10 STACKING- SIDE CHAIRS)			Parfait II Transport/Stacking Dolly handles up to ten Parfait II stacking side chairs. Please note that only the stacking version of the side chair will stack on the floor or Transport/Stacking Dolly.	

TO SPECIFY: Please refer to pages 3–5 for complete specifying information.
Specify all products by their product code.

Parfait Tables

2016 Price List

Pricing effective 03/21/16



L e l a n d

2016 PARFAIT TABLE PRICE LIST

PARFAIT TABLE: TABLE OF CONTENTS..... PT2

PARFAIT TABLE VISUAL REFERENCE..... PT3

PARFAIT TABLE SPECIFICATION INFORMATION..... PT5

PARFAIT TABLE SPECIFICATION EXAMPLE PT6

PARFAIT FOUR LEG BASE TABLE PT7

PARFAIT SMALL RADIANT BASE TABLE PT8

PARFAIT MEDIUM RADIANT BASE TABLE..... PT8

PARFAIT LARGE RADIANT BASE TABLE..... PT9

PARFAIT SMALL DOME BASE TABLE..... PT10









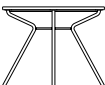


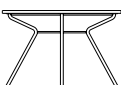


PARFAIT LARGE DOME BASE TABLE..... PT11

PARFAIT EXTRA LARGE DOME BASE TABLE..... PT12














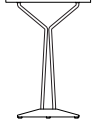



PARFAIT TANDEM DOME BASE TABLE..... PT13

PARFAIT BAR DOME BASE TABLE PT15

PARFAIT TABLE VISUAL REFERENCE

TABLE MODEL	TABLE TOP SIZES			COLUMN/BASE	PAGE
Four Leg Base	Round	Square	Rectangle	Powder Coat	Page 8
					
	36 DIA	36 x 36	24 x 60		
	42 DIA	42 x 42	30 x 60		
	48 DIA	48 x 48	36 x 72 42 x 84		
Small Radiant Base	Round	Square	Rectangle	Powder Coat	Page 9
					
	30 DIA	30 x 30	24 x 30		
Medium Radiant Base	Round	Square		Powder Coat	Page 9
					
	36 DIA	36 x 36			
Large Radiant Base	Round	Square		Powder Coat	Page 10
					
	42 DIA	42 x 42			
	48 DIA				

PARFAIT DOME BASE TABLE VISUAL REFERENCE

TABLE MODEL	TABLE TOP SIZES			COLUMN/BASE	PAGE
Small Dome Base 	Round  24 DIA 30 DIA	Square  24 x 24	Rectangle  24 x 30	Powder Coat/Black Crinkle Powder Coat/Powder Coat	Page 11 Page 11
Large Dome Base 	Round  36 DIA	Square  30 x 30 36 x 36		Powder Coat/Black Crinkle Powder Coat/Powder Coat	Page 12 Page 12
Extra Large Dome Base 	Round  42 DIA 48 DIA			Powder Coat/Black Crinkle Powder Coat/Powder Coat	Page 13 Page 13
Tandem Dome Base 		Rectangle  30 x 60 36 x 72 42 x 84	Racetrack  36 x 72R 42 x 84R	Ellipse  36 x 72E 42 x 84E	Powder Coat/Black Crinkle Powder Coat/Powder Coat Page 14 Page 15
Note: Due to limits in functional space, please use caution when specifying ellipse tables for multiple seating.					
Bar Dome Base 	Round  24 DIA 30 DIA 36 DIA	Square  24 x 24 30 x 30	Rectangle  24 x 30	Powder Coat/Black Crinkle Powder Coat/Powder Coat	Page 16 Page 17

PARFAIT TABLE SPECIFICATION INFORMATION

TABLE MODEL

DESCRIPTION	CODE
Parfait four leg base	CP4LB
Parfait small radiant base	CPSRB
Parfait medium radiant base	CPMRB
Parfait large radiant base	CPLRB
Parfait small dome base	CPSDB
Parfait large dome base	CPLDB
Parfait extra large dome base	CPXldb
Parfait tandem dome base	CPTDB
Parfait bar dome base	CPBDB

BASE COLUMN OR LEG FINISH

DESCRIPTION	CODE	DESCRIPTION	CODE
Black	B	Chardonnay	CD
Cool Grey	CG	Java	JV
Matte Black	MB	Slate	S
Warm Grey	WG	Sterling	ST
White	W		

BASE DOME FINISH

DESCRIPTION	CODE	DESCRIPTION	CODE
Black Crinkle*	B	Chardonnay	CD
Cool Grey	CG	Java	JV
Matte Black	MB	Slate	S
Warm Grey	WG	Sterling	ST
White	W	* Only applicable on dome bases.	

ELLIPTICAL INLAY FINISH

DESCRIPTION	CODE	DESCRIPTION	CODE
Black	B	Chardonnay	CD
Cool Grey	CG	Java	JV
Matte Black	MB	Slate	S
Warm Grey	WG	Sterling	ST
White	W		

TOP SIZES

ROUND	CODE	SQUARE	CODE	RECTANGLE	CODE
24 DIA	24D	24x24	2424	24x30	2430
25 DIA	25D*	30x30	3030	24x60	2460
30 DIA	30D	36x36	3636	30x60	3060
36 DIA	36D	42x42	4242	36x72	3672
42 DIA	42D	48x48	4848	42x84	4284
48 DIA	48D				
		ELLIPSE	CODE	RACETRACK	CODE
		36x72	3672E	36x72	3672R
		42x84	4284E	42x84	4284R

* Due to the base and table top construction in the CPSDB and CPBDB, the 24" diameter table top with a W4 edge must be 25" diameter. Please use the code 25D when specifying with a W4 edge

TOP FINISH OR COLOR

WOOD TOPS:

LELAND COLOURS I & II (Click to view)

CUSTOM Specify Custom (01)

*Please note that Parfait Tables are NOT AVAILABLE in the following finishes:
Natural Walnut (08), Natural Beech (09), Natural White Oak (12)

LAMINATE TOPS:

DESCRIPTION **CODE**
Identify manufacturer, laminate code, & color L
Please refer to the Leland Terms and Conditions Guide for a listing of standard laminates. For table pricing in laminates not listed, please contact Leland's Customer Experience Department for a quotation.


EDGE TYPE

VINYL EDGES:


DESCRIPTION	CODE
1.1875" flat PVC	V2



.75" beveled PVC	V4
------------------	----



.75" flat PVC	V5
---------------	----




1 3/16" 3mm PVC	V6
-----------------	----



WOOD EDGES:


DESCRIPTION	CODE
1" beveled plywood	W1



1" flat plywood	W2
-----------------	----



1.1875" back-beveled wood	W4
---------------------------	----



EDGE FINISH OR COLOR

VINYL EDGE COLORS:

DESCRIPTION	CODE	DESCRIPTION	CODE
Black	B	White	W
Grey	G		

WOOD EDGE COLORS:

LELAND COLOURS I & II (Click to view)

CUSTOM Specify Custom (01)

*Please note that Parfait Tables are NOT AVAILABLE in the following finishes:
Natural Walnut (08), Natural Beech (09), Natural White Oak (12)

For laminate tops, edge can be specified in any standard Leland finish. Wood tops and edges must be specified in the same standard Leland finish.

SELF EDGES:

For laminate tops, edge must be specified in the same laminate as top surface. Contact Leland International Customer Experience Department for a quotation.

SPECIFICATIONS REQUIRED TO CREATE THE PRODUCT CODE

- Model
- Base Column or Leg Finish
- Base Dome Finish (when applicable)
- Elliptical Inlay Finish (when applicable)
- Top Size
- Top Finish or Color
- Edge Type
- Edge Finish or Color

C	P	S	D	B	-	S	T	-	S	T	-					3	0	D	-	L	-	W	2	-	1	1
MODEL						BASE COLUMN OR LEG FINISH			BASE DOME FINISH (WHEN APPLICABLE)			ELLIPTICAL INLAY FINISH (WHEN APPLICABLE)			TOP SIZE				TOP FINISH OR COLOR		EDGE TYPE		EDGE FINISH OR COLOR			

MODEL

Parfait Small Dome Base Table (CPSDB)

BASE COLUMN OR LEG FINISH

Sterling (ST)

BASE DOME FINISH

Sterling (ST)

ELLIPTICAL INLAY FINISH

When applicable, enter
elliptical inlay color



TOP SIZE

30" Round (30D)

TOP FINISH OR COLOR

Laminate (L)

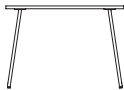
EDGE TYPE

1" flat plywood (W2)

EDGE FINISH OR COLOR

Natural (11)





PARFAIT FOUR LEG TABLE	MODEL	TOP SIZE/CODE	LIST PRICE/EDGE CODES:	V2	V6	W1	W2	W4
<div>H 29</div> <div><div></div><div></div><div></div></div> <div>Round Square Rectangle</div> <div>36 DIA 36 x 36 24 x 60</div> <div>42 DIA 42 x 42 30 x 60</div> <div>48 DIA 48 x 48 36 x 72</div> <div> 42 x 84</div>	CP4LB-__	Wood Top						
		36 DIA - 36D		\$1155	N/A	1445	1445	1817
		42 DIA - 42D		\$1246	N/A	1671	1671	2098
		48 DIA - 48D		\$1413	N/A	1915	1915	2387
		36x36 - 3636		\$1160	N/A	1453	1453	1841
		42x42 - 4242		\$1261	N/A	1684	1684	2126
		48x48 - 4848		\$1436	N/A	1938	1938	2417
		24x60 - 2460		\$1433	N/A	1516	1516	2049
		30x60 - 3060		\$1624	N/A	1717	1717	2240
		36x72 - 3672		\$2039	N/A	2298	2298	2847
		42x84 - 4284		\$2343	N/A	2733	2733	3353
		Laminate Top						
		36 DIA - 36D		\$N/A	914	1269	1269	1640
		42 DIA - 42D		\$ N/A	1088	1317	1317	1853
		48 DIA - 48D		\$N/A	1101	1336	1336	1865
		36x36 - 3636		\$ N/A	923	1279	1279	1664
		42x42 - 4242		\$ N/A	1102	1332	1332	1881
		48x48 - 4848		\$ N/A	1125	1360	1360	1895
		24x60 - 2460		\$N/A	948	1121	1121	1619
		30x60 - 3060		\$ N/A	1026	1269	1269	1744
		36x72 - 3672		\$N/A	1310	1976	1976	2458
		42x84 - 4284		\$ N/A	1721	2159	2159	2862
		Elliptical inlay add: \$115 to list price.						

TO SPECIFY: Please refer to pages 5–7 for complete specifying information. Specify all products by their product code.


**PARFAIT SMALL
RADIANT BASE TABLE**

	MODEL	TOP SIZE/CODE	LIST PRICE/EDGE CODES:	V2	V4	V5	V6	W1	W2	W4
H 29	CPSRB-__	Wood Top								
		30 DIA - 30D	\$1100	1157	1097	N/A	1329	1329	1585	
		30x30 - 3030	\$1106	N/A	1102	N/A	1334	1334	1633	
		24x30 - 2430	\$1228	N/A	1228	N/A	1242	1242	1560	
		Laminate Top								
		30 DIA - 30D	\$ N/A	918	858	861	1164	1164	1402	
		30x30 - 3030	\$ N/A	N/A	864	867	1169	1169	1449	
		24x30 - 2430	\$ N/A	N/A	853	967	1026	1026	1384	
		Elliptical inlay add: \$115 to list price.								
		The V4 edge is not available in square or rectangle top sizes.								



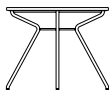
Round
30 DIA



Square
30 x 30



Rectangle
24 x 30


**PARFAIT MEDIUM
RADIANT BASE TABLE**

	MODEL	TOP SIZE/CODE	LIST PRICE/EDGE CODES:	V2	V4	V5	V6	W1	W2	W4
H 29	CPMRB-__	Wood Top								
		36 DIA - 36D	\$1535	1590	1531	N/A	1858	1858	2234	
		36x36 - 3636	\$1540	N/A	1540	N/A	1867	1867	2259	
		Laminate Top								
		36 DIA - 36D	\$ N/A	1290	1326	1329	1648	1648	2058	
		36x36 - 3636	\$ N/A	N/A	1334	1334	1656	1656	2082	
		Elliptical inlay add \$115 to list price.								
		Due to the top and base design of CPMRB tables with round tops,								
		the Parfait II chair when specified will not push completely under the table top.								
		The V4 edge is not available in square or rectangle top sizes.								

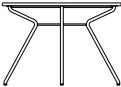


Round
36 DIA



Square
36 x 36

TO SPECIFY: Please refer to pages 5–7 for complete specifying information. Specify all products by their product code.



PARFAIT LARGE
RADIANT BASE TABLE

	MODEL	TOP SIZE/CODE	LIST PRICE/EDGE CODES:	V2	V6	W1	W2	W4
H 29	CPLRB-__	Wood Top						
		42 DIA - 42D		\$1627	N/A	2050	2050	2565
		48 DIA - 48D		\$1861	N/A	2297	2297	2853
		42x42 - 4242		\$1885	N/A	2320	2320	2884
		Laminate Top						
		42 DIA - 42D		\$N/A	1542	1784	1784	2320
42 DIA	42 x 42	48 DIA - 48D		\$ N/A	1551	1807	1807	2331
		42x42 - 4242		\$ N/A	1574	1829	1829	2363

Round

Square




42 DIA

48 DIA




Elliptical inlay add: \$115 to list price.
The V4 edge is not available in square or rectangle top sizes.

TO SPECIFY: Please refer to pages 5–7 for complete specifying information. Specify all products by their product code.


**PARFAIT SMALL
DOME BASE TABLE**

DOME BASE TABLE			MODEL	TOP SIZE/CODE	LIST PRICE/EDGE CODES:	V2	V4	V5	V6	W1	W2	W4	
powder coat column, black crinkle dome H 29			CPSDB-_-B	Wood Top									
 Round 24 DIA 30 DIA	 Square 24 x 24	 Rectangle 24 x 30		24 DIA - 24D*		\$1218	1273	1213	N/A	1390	1390	1618	
				30 DIA - 30D		\$1350	1409	1350	N/A	1582	1582	1813	
				24x24 - 2424		\$1222	N/A	1218	N/A	1395	1395	1638	
				24x30 - 2430		\$1480	N/A	1480	N/A	1495	1495	1894	
				Laminate Top									
				24 DIA - 24D*		\$ N/A	1071	1011	1015	1149	1149	1441	
				30 DIA - 30D		\$ N/A	1171	1110	1110	1418	1418	1568	
				24x24 - 2424		\$ N/A	N/A	1015	1019	1153	1153	1455	
				24x30 - 2430		\$ N/A	N/A	1106	1106	1280	1280	1683	
Elliptical inlay add: \$115 to list price.													
The V4 edge is not available in square or rectangle top sizes.													
*Due to the base and table top construction, the 24" diameter table top with a W4 edge must be 25" diameter. Please use the code 25D when specifying with a W4 edge.													


**PARFAIT SMALL
DOME BASE TABLE**

DOME BASE TABLE			MODEL	TOP SIZE/CODE	LIST PRICE/EDGE CODES:			V2	V4	V5	V6	W1	W2	W4
<div>powder coat column, powder coat dome</div> <div>H 29</div> <div><div></div><div></div><div></div></div> <div><div>Round</div><div>Square</div><div>Rectangle</div></div> <div><div>24 DIA</div><div>24 x 24</div><div>24 x 30</div></div> <div><div>30 DIA</div></div>			CPSDB-_-_-	Wood Top										
				24 DIA - 24D*		\$1257	1312	1252	N/A	1429	1429	1624		
				30 DIA - 30D		\$1387	1449	1387	N/A	1620	1620	1819		
				24x24 - 2424		\$1261	N/A	1257	N/A	1433	1433	1643		
				24x30 - 2430		\$1519	N/A	1519	N/A	1533	1533	1900		
				Laminate Top										
				24 DIA - 24D*		\$ N/A	1108	1049	1053	1188	1188	1445		
				30 DIA - 30D		\$ N/A	1210	1082	1082	1455	1455	1572		
				24x24 - 2424		\$ N/A	N/A	1053	1058	1192	1192	1461		
				24x30 - 2430		\$ N/A	N/A	1145	1145	1278	1278	1687		
Elliptical inlay add: \$115 to list price.														
The V4 edge is not available in square or rectangle top sizes.														
*Due to the base and table top construction, the 24" diameter table top with a W4 edge must be 25" diameter. Please use the code 25D when specifying with a W4 edge.														

TO SPECIFY: Please refer to pages 5–7 for complete specifying information. Specify all products by their product code.


**PARFAIT LARGE
DOME BASE TABLE**

	MODEL	TOP SIZE/CODE	LIST PRICE/EDGE CODES:	V2	V4	V5	V6	W1	W2	W4
powder coat column	CPLD-_-B	Wood Top								
black crinkle dome		36 DIA - 36D	\$1541	1602	1507	N/A	1799	1799	2169	
H 29		30x30 - 3030	\$1424	N/A	1424	N/A	1656	1656	2012	
		36x36 - 3636	\$1550	N/A	1550	N/A	1892	1892	2293	
		Laminate Top								
		36 DIA - 36D	\$ N/A	1334	1271	1364	1624	1624	1993	
		30x30 - 3030	\$ N/A	N/A	1198	1185	1492	1492	1828	
		36x36 - 3636	\$N/A	N/A	1386	1373	1667	1667	2114	
		Elliptical inlay add: \$115 to list price.								
		The V4 edge is not available in square or rectangle top sizes.								



Round
36 DIA



Square
30 x 30
36 x 36


**PARFAIT LARGE
DOME BASE TABLE**

	MODEL	TOP SIZE/CODE	LIST PRICE/EDGE CODES:	V2	V4	V5	V6	W1	W2	W4
powder coat column,	CPLDB-_-__	Wood Top								
powder coat dome		36 DIA - 36D	\$1580	1640	1546	N/A	1838	1838	2182	
H 29		30x30 - 3030	\$1464	N/A	1464	N/A	1695	1695	2056	
		36x36 - 3636	\$1588	N/A	1588	N/A	1906	1906	2306	
		Laminate Top								
		36 DIA - 36D	\$ N/A	1346	1387	1377	1661	1661	2005	
		30x30 - 3030	\$ N/A	N/A	1223	1223	1531	1531	1874	
		36x36 - 3636	\$N/A	N/A	1400	1385	1705	1705	2126	
		Elliptical inlay add: \$115 to list price.								
		The V4 edge is not available in square or rectangle top sizes.								



Round
36 DIA



Square
30 x 30
36 x 36

TO SPECIFY: Please refer to pages 5–7 for complete specifying information. Specify all products by their product code.



**PARFAIT EXTRA LARGE
DOME BASE TABLE**


	MODEL	TOP SIZE/CODE	LIST PRICE/EDGE CODES:	V2	V6	W1	W2	W4
powder coat column	CPXLDB-_-B	Wood Top						
black crinkle dome		42 DIA - 42D		\$1803	N/A	2216	2216	2760
H 29		48 DIA - 48D		\$2047	N/A	2463	2463	3149
Round		Laminate Top						
42 DIA		42 DIA - 42D		\$N/A	1737	1979	1979	2514
48 DIA		48 DIA - 48D		\$ N/A	1820	2079	2079	2627
		Elliptical inlay add: \$115 to list price.						



**PARFAIT EXTRA LARGE
DOME BASE TABLE**

	MODEL	TOP SIZE/CODE	LIST PRICE/EDGE CODES:	V2	V6	W1	W2	W4
powder coat column	CPXLDB-_-	Wood Top						
powder coat dome		42 DIA - 42D		\$1829	N/A	2255	2255	2766
H 29		48 DIA - 48D		\$2053	N/A	2501	2501	3154
Round		Laminate Top						
42 DIA		42 DIA - 42D		\$ N/A	1743	1985	1985	2519
48 DIA		48 DIA - 48D		\$ N/A	1852	2086	2086	2632
		Elliptical inlay add: \$115 to list price.						

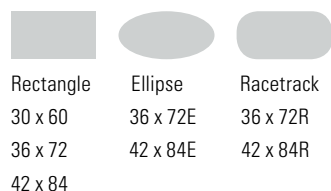
TO SPECIFY: Please refer to pages 5–7 for complete specifying information. Specify all products by their product code.


**PARFAIT TANDEM
DOME BASE TABLE**

	MODEL	TOP SIZE/CODE	LIST PRICE/EDGE CODES: V2 V6 W1 W2 W4				
H 29	CPTDB-_-B	Wood Top					
		30x60 - 3060	\$3143	N/A	4330	4330	3451
		36x72 - 3672	\$3648	N/A	3909	3909	4080
		42x84 - 4284	\$4263	N/A	4653	4653	5381
		36x72E - 3672E	\$3661	N/A	3919	3919	4091
		42x84E - 4284E	\$4275	N/A	4663	4663	5393
		36x72R - 3672R	\$3661	N/A	3919	3919	4091
		42x84R - 4284R	\$4275	N/A	4663	4663	5393
		Laminate Top					
		30x60 - 3060	\$N/A	2304	2549	2549	3018
		36x72 - 3672	\$ N/A	2599	3344	3344	3651
		42x84 - 4284	\$ N/A	3261	3792	3792	4842
		36x72E - 3672E	\$N/A	2610	3357	3357	3663
		42x84E - 4284E	\$ N/A	3272	3803	3803	4854
		36x72R - 3672R	\$N/A	2610	3357	3357	3663
		42x84R - 4284R	\$ N/A	3272	3803	3803	4854

Elliptical inlay add: \$231 to list price.

Note: Due to limits in functional space, please use caution when specifying ellipse tables for multiple seating.



Rectangle

30 x 60

36 x 72

42 x 84

Ellipse

36 x 72E


42 x 84E

Racetrack




36 x 72R

42 x 84R

TO SPECIFY: Please refer to pages 5–7 for complete specifying information. Specify all products by their product code.



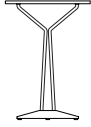
**PARFAIT TANDEM
DOME BASE TABLE**

	MODEL	TOP SIZE/CODE	LIST PRICE/EDGE CODES:	V2	V6	W1	W2	W4
<div>H 29</div> <div>    </div> <div> <div>Rectangle</div> <div>30 x 60</div> <div>36 x 72</div> <div>42 x 84</div> </div> <div> <div>Ellipse</div> <div>36 x 72E</div> <div>42 x 84E</div> </div> <div> <div>Racetrack</div> <div>36 x 72R</div> <div>42 x 84R</div> </div>	CPTDB-_-_-	Wood Top						
		30x60 - 3060		\$3183	N/A	4368	4368	3509
		36x72 - 3672		\$3686	N/A	3947	3947	4125
		42x84 - 4284		\$4301	N/A	4692	4692	5387
		36x72E - 3672E		\$3699	N/A	3959	3959	4138
		42x84E - 4284E		\$4313	N/A	4703	4703	5398
		36x72R - 3672R		\$3699	N/A	3959	3959	4138
		42x84R - 4284R		\$4313	N/A	4703	4703	5398
		Laminate Top						
		30x60 - 3060		\$N/A	2343	2586	2586	2964
		36x72 - 3672		\$ N/A	2638	3383	3383	3697
		42x84 - 4284		\$N/A	3296	3830	3830	4848
		36x72E - 3672E		\$ N/A	2649	3394	3394	3709
		42x84E - 4284E		\$ N/A	3308	3842	3842	4861
		36x72R - 3672R		\$ N/A	2649	3394	3394	3709
		42x84R - 4284R		\$ N/A	3308	3842	3842	4861

Elliptical inlay add: \$231 to list price.

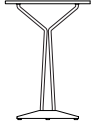
Note: Due to limits in functional space, please use caution when specifying ellipse tables for multiple seating.

TO SPECIFY: Please refer to pages 5–7 for complete specifying information. Specify all products by their product code.




PARFAIT BAR DOME BASE	MODEL	TOP SIZE/CODE	LIST PRICE/EDGE CODES:	V2	V4	V5	V6	W1	W2	W4
H 42	CPBDB-_-B	Wood Top								
		24 DIA - 24D*	\$1245	1302	1241	N/A	1417	1417	1719	
		30 DIA - 30D	\$1377	1569	1377	N/A	1609	1609	1913	
		36 DIA - 36D	\$2191	2109	2145	N/A	2539	2539	2917	
		24x24 - 2424	\$1249	N/A	1245	N/A	1421	1421	1776	
		30x30 - 3030	\$1613	N/A	1613	N/A	1727	1727	2282	
		24x30 - 2430	\$1579	N/A	1607	N/A	1671	1671	2183	
		Laminate Top								
		24 DIA - 24D*	\$ N/A	1098	1037	1042	1176	1176	1555	
		30 DIA - 30D	\$N/A	1198	1137	1137	1445	1445	1671	
		36 DIA - 36D	\$ N/A	1965	2001	1995	2255	2255	2740	
		24x24 - 2424	\$N/A	N/A	1042	1046	1180	1180	1614	
		30x30 - 3030	\$ N/A	N/A	1522	1507	1715	1715	2056	
		24x30 - 2430	\$ N/A	N/A	1480	1469	1678	1678	1990	
		Elliptical inlay add: \$115 to list price.								
		The V4 edge is not available in square or rectangle top sizes.								
		* Due to the base and table top construction, the 24" diameter table top with a W4 edge must be 25" diameter. Please use the code 25D when specifying with a W4 edge.								

TO SPECIFY: Please refer to pages 5–7 for complete specifying information. Specify all products by their product code.



PARFAIT BAR DOME BASE	MODEL	TOP SIZE/CODE	LIST PRICE/EDGE CODES:	V2	V4	V5	V6	W1	W2	W4
H 42	CPBDB-__	Wood Top								
		24 DIA - 24D*	\$1284	1339	1280	N/A	1455	1455	1723	
		30 DIA - 30D	\$1414	1475	1414	N/A	1648	1648	1876	
		36 DIA - 36D	\$2329	2247	2284	N/A	2678	2678	3055	
		24x24 - 2424	\$1289	N/A	1284	N/A	1461	1461	1821	
		30x30 - 3030	\$1613	N/A	1613	N/A	1719	1719	2282	
		24x30 - 2430	\$1579	N/A	1607	N/A	1671	1671	2183	
		Laminate Top								
		24 DIA - 24D*	\$ N/A	1135	1076	1080	1215	1215	1599	
		30 DIA - 30D	\$ N/A	1237	1176	1176	1482	1482	1714	
		36 DIA - 36D	\$ N/A	2104	2139	2133	2393	2393	2879	
		24x24 - 2424	\$N/A	N/A	1080	1085	1220	1220	1658	
		30x30 - 3030	\$ N/A	N/A	1522	1507	1742	1742	2056	
		24x30 - 2430	\$ N/A	N/A	1480	1469	1678	1678	1990	
		Elliptical inlay add: \$115 to list price.								
		The V4 edge is not available in square or rectangle top sizes.								
		* Due to the base and table top construction, the 24" diameter table top with a W4 edge must be 25" diameter. Please use the code 25D when specifying with a W4 edge.								



TO SPECIFY: Please refer to pages 5–7 for complete specifying information. Specify all products by their product code.

Pluto

2016 Price List

Pricing effective 03/21/16



2016 PLUTO BENCH PRICE LIST

PLUTO BENCH: TABLE OF CONTENTS..... PS2
PLUTO BENCH SPECIFICATION INFORMATION PS3
PLUTO BENCH SPECIFICATION EXAMPLE..... PS4
PLUTO BENCH..... PS5
PLUTO AUXILIARY OPTION..... PS6

BENCH MODEL

DESCRIPTION	CODE
Pluto	PT

UPHOLSTERY SELECTION

Refer to Leland Textile Program featuring textiles from the following partners:

Brentano
Camira
Carnegie
CF Stinson
Green Hides
Maharam
Unika Vaev

The complete grade list can be found at www.lelandinternational.com/ecatalog or you can specify COM. Due to the design of this product, it is recommended that all non pre-approved textile be tested for compatibility.

UPHOLSTERY REQUIREMENTS

With a choice of textile combinations, Pluto encourages design creativity. Please note that requirements vary by combination. The graded price of the combined yardage will be calculated using the highest grade textile selected.

TEXTILE REQUIREMENTS	YARDAGE
One textile, entire bench:	3.25 yards
Two/Three textile combination	
Seat:	1 yard
Top:	1 yard
Side:	1.25 yards

PLINTH FINISH: POWDER COAT AND CHROME

DESCRIPTION	CODE
Black	B
Chardonnay	CD
Cool Grey	CG
Java	JV
Matte Black	MB
Slate	S
Sterling	ST
Warm Grey	WG
White	W
Brushed Chrome	BC

AUXILIARY OPTION

Floor mount must be specified at the time of the bench order.

DESCRIPTION	CODE
Floor mount	PTFM

GLIDES

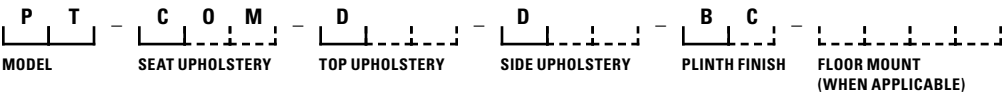
Pluto glides are poly.

SHIPMENT DETAIL

200 pounds of weight ballast is shipped separately from the Pluto bench and is required to be installed at the final delivery location.

SPECIFICATIONS REQUIRED TO CREATE THE PRODUCT CODE

- Model
- Seat Upholstery
- Top Upholstery
- Side Upholstery
- Plinth Finish
- Floor Mount (when applicable)



MODEL

Pluto (PT)

SEAT UPHOLSTERY

COM (COM)

TOP UPHOLSTERY

Grade D (D)

SIDE UPHOLSTERY

Grade D (D)

PLINTH FINISH

Brushed Chrome (BC)

FLOOR MOUNT

When applicable, enter Pluto
Floor Mount Code





PLUTO BENCH	MODEL	LIST PRICE/GRADE	COM	A	B	C	D	E	F	G	H	I	J	K	L
powder coat plinth	PT-__		\$1134	1301	1385	1469	1553	1637	1721	1805	1889	1973	2057	2141	2225

W 34 D 37.75 H 16.5

COM REQUIREMENTS VARY BY COMBINATION SELECTED.

TEXTILE REQUIREMENTS	YARDAGE
One textile, entire bench:	3.25 yards
Two/Three textile combination	
Seat:	1 yard
Top:	1 yard
Side:	1.25 yards



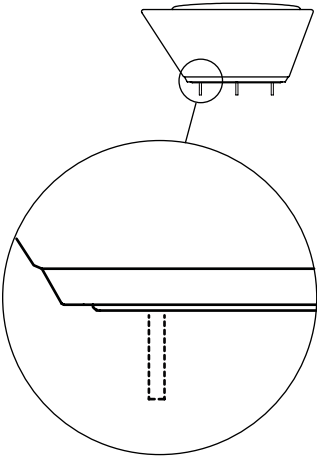
PLUTO BENCH	MODEL	LIST PRICE/GRADE	COM	A	B	C	D	E	F	G	H	I	J	K	L
brushed chrome plinth	PT-BC		\$1249	1416	1500	1584	1668	1752	1836	1920	2004	2088	2172	2256	2340

W 34 D 37.75 H 16.5

COM REQUIREMENTS VARY BY COMBINATION SELECTED.

TEXTILE REQUIREMENTS	YARDAGE
One textile, entire bench:	3.25 yards
Two/Three textile combination	
Seat:	1 yard
Top:	1 yard
Side:	1.25 yards

TO SPECIFY: Please refer to pages 3–4 for complete specifying information.
Specify all products by their product code.



PLUTO FLOOR MOUNT	MODEL	LIST PRICE
	PTFM	\$114

Due to the variety of floor surfaces on which the Pluto Bench may be installed, floor mount fasteners are not supplied by Leland International. The Pluto Bench floor mount feature consists of three .5" thru holes designed to use .3125" or .375" threaded studs. Leland International recommends at least 2" of exposed thread length from the floor surface.

Responsibility of fastener choice is the customers.

Floor Mount must be specified at the time of purchasing.

The Floor Mount cannot be added later in the field.

TO SPECIFY: Please refer to pages 3–4 for complete specifying information.
Specify all products by their product code.

Quarry

2016 Price List

Pricing effective 03/21/16



2016 QUARRY PRICE LIST

QUARRY: TABLE OF CONTENTS.....	QR2
QUARRY BENCH SPECIFICATION INFORMATION	QR3
QUARRY BENCH SPECIFICATION EXAMPLE	QR4
QUARRY BENCHES	QR5
QUARRY COLLABORATIVE WORK TOOLS	
SPECIFICATION INFORMATION	QR6
QUARRY COLLABORATIVE WORK TOOLS	
SPECIFICATION EXAMPLE.....	QR7
QUARRY COLLABORATIVE WORK TOOLS.....	QR8
QUARRY SCREEN SPECIFICATION INFORMATION	QR9
QUARRY SCREEN SPECIFICATION EXAMPLE.....	QR10
QUARRY SCREENS.....	QR11
QUARRY GROUPINGS.....	QR12

BENCH MODEL

DESCRIPTION	CODE
Flint	QF
Mica	QM
Shale	QS
Quartz	QQ

UPHOLSTERY SELECTION

Refer to Leland Textile Program featuring textiles from the following partners:

Brentano
Camira
Carnegie
CF Stinson
Green Hides
Maharam
Unika Vaev

The complete grade list can be found at www.lelandinternational.com/ecatalog or you can specify COM. Due to the design of this product, it is recommended that all non pre-approved textile be tested for compatibility.

STITCHING DETAIL

DESCRIPTION	CODE
Basic (Recommended for patterned textiles)	B
Premium (Standard stitch on Quarry Benches)	P

GLIDE SELECTION

STANDARD GLIDES:

DESCRIPTION	CODE
Poly	P

OPTIONAL GLIDES:

DESCRIPTION	CODE
Felt	F

AUXILIARY OPTION

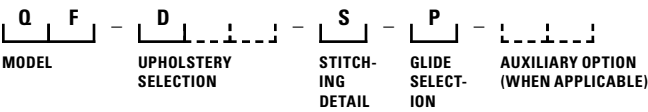
DESCRIPTION	CODE
Weight Ballast (50 lbs.)	WB

PLINTH FINISH

All plinths are stainless steel.

SPECIFICATIONS REQUIRED TO CREATE THE PRODUCT CODE

- Model
- Upholstery Selection
- Stitching Detail
- Glide Selection
- Auxiliary Option (when applicable)



MODEL

Quarry Flint (QF)

UPHOLSTERY SELECTION

Enter upholstery grade or COM.
Grade D (D)

STITCHING DETAIL


Premium (P)

GLIDE SELECTION

Poly (P)

AUXILIARY OPTION

When applicable

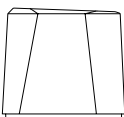




FLINT	MODEL	LIST PRICE/GRADE	COM	A	B	C	D	E	F	G	H	I	J	K	L
W 19 D 18 H 19	QF		\$871	956	999	1042	1085	1128	1171	1214	1257	1300	1343	1386	1429
Optional Glides: Add \$6.00 net per bench for a set of four (4). Optional Glides raise bench height .5 inch.															
COM Yardage: 1.75 yards															
Contact Leland Customer Experience for yardage requirements on textiles with repeats.															



MICA	MODEL	LIST PRICE/GRADE	COM	A	B	C	D	E	F	G	H	I	J	K	L
W 19 D 20 H 19	QM		\$871	956	999	1042	1085	1128	1171	1214	1257	1300	1343	1386	1429
Optional Glides: Add \$6.00 net per bench for a set of four (4). Optional Glides raise bench height .5 inch.															
COM Yardage: 1.75 yards															
Contact Leland Customer Experience for yardage requirements on textiles with repeats.															



SHALE	MODEL	LIST PRICE/GRADE	COM	A	B	C	D	E	F	G	H	I	J	K	L
W 22 D 28.5 H 25.25	QS		\$958	1086	1150	1214	1278	1342	1406	1470	1534	1598	1662	1726	1790
Optional Glides: Add \$6.00 net per bench for a set of four (4). Optional Glides raise bench height .5 inch.															
COM Yardage: 2.5 yards															
Contact Leland Customer Experience for yardage requirements on textiles with repeats.															



QUARTZ	MODEL	LIST PRICE/GRADE	COM	A	B	C	D	E	F	G	H	I	J	K	L
W 28.5 D 26 H 16.5	QQ		\$958	1090	1156	1222	1288	1354	1420	1486	1552	1618	1684	1750	1816
Optional Glides: Add \$6.00 net per bench for a set of four (4). Optional Glides raise bench height .5 inch.															
COM Yardage: 2.75 yards															
Contact Leland Customer Experience for yardage requirements on textiles with repeats.															

WEIGHT BALLAST	MODEL	LIST PRICE
50 lbs.	WB	\$56

TO SPECIFY: Please refer to pages 3–4 for complete specifying information.
Specify all products by their product code.

COLLABORATIVE WORK TOOL MODEL

DESCRIPTION	CODE
Flint bench with tablet	QFT
Mobile tablet stand	QMT
Power module	QPM

TABLET SUPPORT OR MOBILE TABLET COLUMN FINISH

DESCRIPTION	CODE
White	W
Sterling	ST
Black	B

UPHOLSTERY SELECTION

Refer to Leland Textile Program featuring textiles from the following partners:

Brentano
Camira
Carnegie
CF Stinson
Green Hides
Maharam
Unika Vaev

The complete grade list can be found at www.lelandinternational.com/ecatalog or you can specify COM. Due to the design of this product, it is recommended that all non pre-approved textile be tested for compatibility.

STITCHING DETAIL

DESCRIPTION	CODE
Basic (Recommended for patterned textiles)	B
Premium (Standard stitch on Quarry Benches)	P

TOP SURFACE

DESCRIPTION	CODE
Corian®	C
Wood	V
Laminate	L

TOP SURFACE FINISH OR COLOR

CORIAN® TOPS:

DESCRIPTION	CODE
Black Corian®	CB
White Corian®	CW
Grey Corian®	CG

TOP SURFACE FINISH OR COLOR, CONT.

WOOD TOPS:

LELAND COLOURS I (Click to view)

*Natural Finish specify Natural 11

LELAND COLOURS II (Click to view)

*Custom Finish specify Custom 01

LAMINATE TOPS:

DESCRIPTION	CODE
Black Laminate	LB
White Laminate	LW
Grey Laminate	LG

Note that Collaborative Work Tool edges are finished to match for wood tops and Natural 11 for laminate tops.

GLIDE SELECTION

STANDARD:

DESCRIPTION	CODE
Poly	P

OPTIONAL:

DESCRIPTION	CODE
Felt	F

POWER OPTIONS

DESCRIPTION	CODE
1 Power Unit, three (3) 120v AC receptacles with 7'6" cord	3P
1 Power Unit, four (4) 120v AC receptacles, one (1) USB simplex charger with 7'6" cord	4P

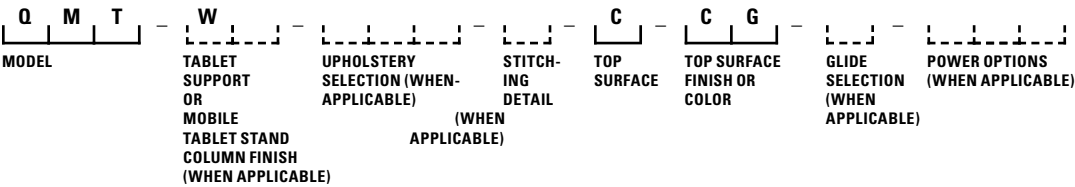
FREIGHT NOTE

Due to the size and nature of Quarry Collaborative Work Tools, the Freight Program does not apply to this product. Please contact Customer Experience for a quote.

SPECIFICATIONS REQUIRED TO CREATE THE PRODUCT CODE

FLINT BENCH WITH TABLET, MOBILE TABLE STAND OR POWER MODULE

- Model
- Tablet Support or Mobile Tablet Stand Column Finish (when applicable)
- Upholstery Selection (when applicable)
- Stitching Detail (when applicable)
- Top Surface
- Top Surface Finish or Color
- Power Options (when applicable)



MODEL

Quarry Mobile Tablet Stand (QMT)

TABLET SUPPORT OR MOBILE STAND COLUMN FINISH

White (W)

UPHOLSTERY SELECTION

When applicable, enter upholstery grade or COM

STITCHING DETAIL

When applicable

TOP SURFACE

Corian® (C)

TOP SURFACE FINISH OR COLOR

Grey Corian® (CG)

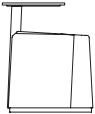
GLIDE SELECTION

When applicable

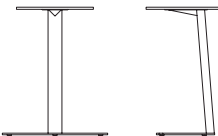
POWER OPTIONS

When applicable

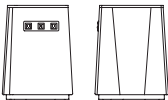




FLINT BENCH WITH TABLET				MODEL	LIST PRICE/GRADE	COM	A	B	C	D	E	F	G	H	I	J	K	L
W 25.6 D 21.5 H 25.6 SH 19	QFT				Corian®	\$1717	1804	1848	1892	1936	1980	2024	2068	2112	2156	2200	2244	2288
					Wood	\$1674	1761	1805	1849	1893	1937	1981	2025	2069	2113	2157	2201	2245
					Laminate	\$1633	1720	1764	1808	1852	1896	1940	1984	2028	2072	2116	2160	2204
					Optional Glides: Add \$6.00 net per bench for a set of four (4). Optional Glides raise bench height .5 inch. COM Yardage: 1.75 yards Contact Leland Customer Experience for yardage requirements on textiles with repeats.													



MOBILE TABLET STAND				MODEL	LIST PRICE													
W 24.7 D 17 H 26	QMT				Corian®													
					Wood													
					Laminate													



POWER MODULE				MODEL	LIST PRICE/GRADE	COM	A	B	C	D	E	F	G	H	I	J	K	L
W 16.5 D 17.25 H 22.4 three (3) AC receptacles with 7'6" power cord or four (4) AC receptacles, one (1) USB simplex charger , with 7'6" power cord	QPM - _ P				Corian®	\$1945	2032	2076	2120	2164	2208	2252	2296	2340	2384	2428	2472	2516
					Wood	\$1896	1983	2027	2071	2115	2159	2203	2247	2291	2335	2379	2423	2467
					Laminate	\$1856	1943	1987	2031	2075	2119	2163	2207	2251	2295	2339	2383	2427
					Optional Glides: Add \$6.00 net per bench for a set of four (4). Optional Glides raise bench height .5 inch.													
					COM Yardage: 1.33 yards Contact Leland Customer Experience for yardage requirements on textiles with repeats.													

TO SPECIFY: Please refer to pages 6–7 for complete specifying information.
Specify all products by their product code.

MODEL

DESCRIPTION	CODE
Quarry screen with whiteboard	QSW
Quarry screen for display mount	QSD

BASE FINISH

DESCRIPTION	CODE
White	W
Sterling	S
Black	B

UPHOLSTERY SELECTION

Quarry Screens can only be specified in Xorel by Carnegie Textiles. Please refer to the Xorel textile program online at www.xorel.com for textile options.

DISPLAY MOUNTING NOTE

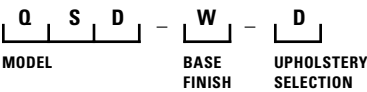
Quarry Screen for display mount comes with a 31 x 11.5 rectangular hole on the front for mounting a wall bracket. Leland recommends using Chief® Medium THINSTALL™ tilt wall mount, or equal. Quarry screen is designed to accommodate displays less than 40 lbs.

FREIGHT NOTE

Due to the size and nature of Quarry Screens, the Freight Program does not apply to this product. Please contact Customer Experience for a quote.

SPECIFICATIONS REQUIRED TO CREATE THE PRODUCT CODE

- Model
- Base Finish
- Upholstery Selection



MODEL

Quarry Screen for Display Mount (QSD)

BASE FINISH

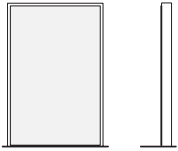
White (W)

UPHOLSTERY SELECTION

Xorel, Grade D (D)



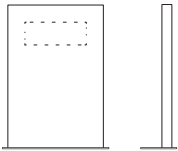
Display screen not included



**SCREEN WITH
WHITEBOARD**

	MODEL	LIST PRICE/GRADE	C	D	E	F	G	H	I	J
W 53.6 D 18 H 72.75	QSW		\$4288	4450	4612	4774	4936	5098	5260	5422

Quarry screens can only be specified in Xorel by Carnegie Textiles.



**SCREEN FOR
DISPLAY MOUNT**

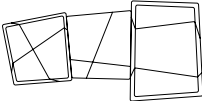
	MODEL	LIST PRICE/GRADE	C	D	E	F	G	H	I	J
W 53.6 D 18 H 72.75	QSD		\$3479	3641	3803	3965	4127	4289	4451	4613

Quarry screens can only be specified in Xorel by Carnegie Textiles.

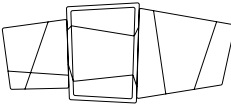
Quarry screen for display mount comes with a 31 x 11.5 rectangular hole on the front for mounting a wall bracket. Leland recommends using Chief® Medium THINSTALL™ tilt wall mount, or equal.

Quarry screen is designed to accommodate displays less than 40 lbs.

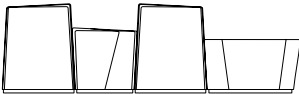
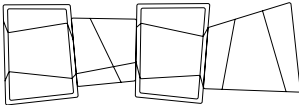
TO SPECIFY: Please refer to pages 9–10 for complete specifying information.
Specify all products by their product code.



EXAMPLE A	BENCHES	TOTAL COM LIST PRICE
	Flint (QF)	\$2700
	Mica (QM)	
	Shale (QS)	



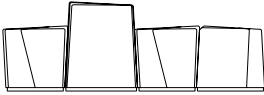
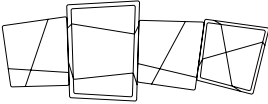
EXAMPLE B	BENCHES	TOTAL COM LIST PRICE
	Mica (QM)	\$2786
	Shale (QS)	
	Quartz (QQ)	



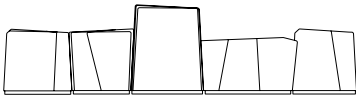
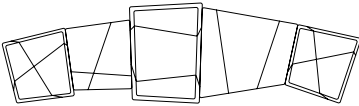
EXAMPLE C	BENCHES	TOTAL COM LIST PRICE
	Shale (QS)	\$3744
	Mica (QM)	
	Shale (QS)	
	Quartz (QQ)	

Please note that example groups are provided as a specification tool. Example groups are shown from top and side profiles.
Quarry benches must be ordered as separate line items for each unique model and/or finish specification.

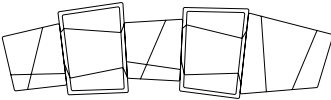
TO SPECIFY: Please refer to pages 3–4 for complete specifying information.
Specify all products by their product code.



EXAMPLE D	BENCHES	TOTAL COM LIST PRICE
	Mica (QM)	\$3571
	Shale (QS)	
	Mica (QM)	
	Flint (QF)	



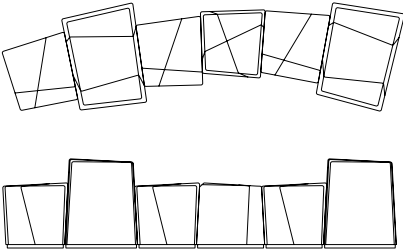
EXAMPLE E	BENCHES	TOTAL COM LIST PRICE
	Flint (QF)	\$4528
	Mica (QM)	
	Shale (QS)	
	Quartz (QQ)	
	Flint (QF)	



EXAMPLE F	BENCHES	TOTAL COM LIST PRICE
	Mica (QM)	\$4614
	Shale (QS)	
	Mica (QM)	
	Shale (QS)	
	Quartz (QQ)	

Please note that example groups are provided as a specification tool. Example groups are shown from top and side profiles. Quarry benches must be ordered as separate line items for each unique model and/or finish specification.

TO SPECIFY: Please refer to pages 3–4 for complete specifying information. Specify all products by their product code.



EXAMPLE G	BENCHES	TOTAL COM LIST PRICE
	Mica (QM)	\$5399
	Shale (QS)	
	Mica (QM)	
	Flint (QF)	
	Mica (QM)	
	Shale (QS)	

Please note that example groups are provided as a specification tool. Example groups are shown from top and side profiles. Quarry benches must be ordered as separate line items for each unique model and/or finish specification.

TO SPECIFY: Please refer to pages 3–4 for complete specifying information. Specify all products by their product code.



Slam

2016 Price List

Pricing effective 03/21/16

TABLE OF CONTENTS

2016 SLAM PRICE LIST

SLAM: TABLE OF CONTENTS	SL2
SLAM SPECIFICATION INFORMATION	SL3
SLAM SPECIFICATION EXAMPLE	SL4
SLAM SIDE CHAIR, SLED BASE	SL5
SLAM SIDE CHAIR, 4-LEG BASE	SL7
SLAM SIDE CHAIR, ALUMINUM BASE	SL9
SLAM ARM CHAIR, ALUMINUM BASE	SL11
SLAM SIDE CHAIR, 4-LEG MOBILE BASE	SL13
SLAM SIDE CHAIR, TASK BASE	SL15
SLAM COUNTER CHAIR, SLED BASE	SL17
SLAM COUNTER CHAIR, 4-LEG BASE	SL19
SLAM BAR CHAIR, SLED BASE	SL21
SLAM BAR CHAIR, 4-LEG BASE	SL23
SLAM STACKING DOLLY	SL25

CHAIR MODEL

DESCRIPTION	CODE
SLAM side chair, sled base	SLS
SLAM side chair, 4-leg base	SL4
SLAM side chair, 4-leg mobile base	SLM
SLAM side chair, Task Base	SLTB
SLAM side chair, aluminum base	SLA
SLAM arm chair, aluminum base	SLAA
SLAM counter chair, sled base	SLCS
SLAM counter chair, 4-leg base	SLC4
SLAM bar chair, sled base	SLBS
SLAM bar chair, 4-leg base	SLB4

* SLAM sled base is not recommended for stacking

SHELL SELECTION

DESCRIPTION	CODE
Polypropylene	PO
Polypropylene with Upholstered Seat Onlay	PU
Fully Upholstered	FU
Oak 3D Veneer	3D
Oak 3D Veneer with Upholstered Seat Onlay	3U

* Due to the nature of the product, Leland does not recommend stacking Fully Upholstered SLAM chairs.

SHELL FINISH

POLYPROPYLENE SHELL:

DESCRIPTION	CODE	DESCRIPTION	CODE
White	W	Grey	G
Black	B	Red	R

CUSTOM POLYPROPYLENE COLORS

Custom color match is available upon request. Please contact hello@lelandinternational.com for further information

OAK 3D VENEER SHELL:

DESCRIPTION	CODE
Natural White Oak	12
Custom	CST

FULLY UPHOLSTERED SHELL:

Please refer to Leland Textile Program which features textiles and leathers from the following partners:

Brentano
Camira
Carnegie
CF Stinson
Green Hides
Maharam
Unika Vaev

The complete grade list can be found at www.lelandinternational.com/ecatalog or you can specify COM/COL. Due to the design of this product, it is recommended that all non pre-approved textile be tested for compatibility.

UPHOLSTERED ONLY SELECTION

Please refer to Leland Textile Program which features textiles and leathers from the following partners:

Brentano
Camira
Carnegie
CF Stinson
Green Hides
Maharam
Unika Vaev

The complete grade list can be found at www.lelandinternational.com/ecatalog or you can specify COM/COL. Due to the design of this product, it is recommended that all non pre-approved textile be tested for compatibility.

FRAME FINISH

DESCRIPTION	CODE
White Textured Powder Coat	W
Black Textured Powder Coat	B
Grey Textured Powder Coat	G
Sterling	ST
Chrome	C
Polished Aluminum (Aluminum models only)	P

GLIDE OR CASTER TYPE

STANDARD GLIDES:

DESCRIPTION	CODE
Poly (Sled base)	S
Nylon (4-Leg and Aluminum base)	S

OPTIONAL GLIDES:

DESCRIPTION	CODE
Felt (Not available on Aluminum base)	FC
Floor Saver™ (for VCT type floors) (4-Leg base only)	FS
Metal (4-Leg base only)	M
Rubber (4-Leg base or Aluminum Base only)	R


Please note that optional glides for 4-leg models raise the chair height .5 inch.

CASTER TYPE:

DESCRIPTION	CODE
Hard Floor Caster	HF
Soft Floor Caster	SF
Casters are only available on 4-Leg models.	

SPECIFICATIONS REQUIRED TO CREATE THE PRODUCT CODE

- Model
- Shell Selection
- Shell Finish
- Upholstered Onlay Selection (when applicable)
- Frame Finish
- Glide or Caster Type



MODEL

Slam arm chair, aluminum base (SLAA)

SHELL SELECTION

3D Veneer (3D)

SHELL FINISH

Natural White Oak (12)

UPHOLSTERED ONLAY SELECTION

When applicable, enter upholstery grade, COM



FRAME FINISH

Polished Aluminum (P)

GLIDE OR CASTER TYPE

Standard Nylon (S)





SLAM SIDE CHAIR	MODEL		LIST PRICE
polypropylene shell, sled base W 22.5 D 20.75 H 31.75 SH 18	SLS-PO	Powder Coat	\$351
		Chrome	\$402



SLAM SIDE CHAIR	MODEL	LIST PRICE/GRADE	COM/COL	A	B	C	D	E	F	G	H	I	J	K	L
polypropylene shell, upholstered seat onlay, sled base	SLS-PU	Powder Coat	\$461	518	547	576	605	634	663	692	721	750	779	808	837
		Chrome	\$512	569	598	627	656	685	714	743	772	801	830	859	888
COM Yardage: 1 or 2 seats:.75 yard															
Contact Leland Customer Experience for yardage requirements on textiles with repeats.															
For COL requirements please contact Leland Customer Experience.															
W 22.5 D 20.75 H 31.75 SH 18.25															



SLAM SIDE CHAIR				MODEL	LIST PRICE/GRADE	COM/COL	A	B	C	D	E	F	G	H	I	J	K	L
fully upholstered, sled base W 22.5 D 20.75 H 31.75 SH 18.25				SLS-FU	Powder Coat	\$543	639	687	735	783	831	879	927	975	1023	1071	1119	1167
					Chrome	\$594	690	738	786	834	882	930	978	1026	1074	1122	1170	1218
				COM Yardage: 1 seat: 1 yard														
				Contact Leland Customer Experience for yardage requirements on textiles with repeats.														
				For COL requirements please contact Leland Customer Experience.														



SLAM SIDE CHAIR	MODEL	FRAME FINISH	LIST PRICE
3D veneer shell, sled base W 22.5 D 20.75 H 31.75 SH 18	SLS-3D	Powder Coat	\$947
		Chrome	\$999

TO SPECIFY: Please refer to pages 3–4 for complete specifying information.
Specify all products by their product code.



SLAM SIDE CHAIR				MODEL	LIST PRICE/GRADE	COM/COL	A	B	C	D	E	F	G	H	I	J	K	L
3D veneer shell, upholstered				SLS-3U	Powder Coat	\$1058	1115	1144	1173	1202	1231	1260	1289	1318	1347	1376	1405	1434
seat onlay, sled base					Chrome	\$1110	1167	1196	1225	1254	1283	1312	1341	1370	1399	1428	1457	1486
W 22.5 D 20.75 H 31.75 SH 18.25					COM Yardage: 1 or 2 seats:.75 yard													
					Contact Leland Customer Experience for yardage requirements on textiles with repeats.													
					Optional Glides: Add \$6.00 net per chair for a set of four (4).													

TO SPECIFY: Please refer to pages 3–4 for complete specifying information.
Specify all products by their product code.



SLAM STACKING SIDE CHAIR	MODEL		LIST PRICE
polypropylene shell, 4-leg base W 20.75 D 19.75 H 31 SH 18	SL4-PO	Powder Coat	\$364
		Chrome	\$416
		Optional Glides: Add \$6.00 net per chair for a set of four (4). Optional Glides raise chair height .5 inch.	



SLAM STACKING SIDE CHAIR	MODEL	LIST PRICE/GRADE	COM/COL	A	B	C	D	E	F	G	H	I	J	K	L
polypropylene shell, upholstered seat onlay, 4-leg base	SL4-PU	Powder Coat	\$475	532	561	590	619	648	677	706	735	764	793	822	851
		Chrome	\$527	584	613	642	671	700	729	758	787	816	845	874	903
20.75 D 19.75 H 31 SH 18.25															
Optional Glides: Add \$6.00 net per chair for a set of four (4). Optional Glides raise chair height .5 inch.															
COM Yardage: 1 or 2 seats:.75 yard															
Contact Leland Customer Experience for yardage requirements on textiles with repeats.															
For COL requirements please contact Leland Customer Experience.															



SLAM STACKING SIDE CHAIR	MODEL	LIST PRICE/GRADE	COM/COL	A	B	C	D	E	F	G	H	I	J	K	L
fully upholstered, 4-leg base W 20.75 D 19.75 H 31 SH 18.25	SL4-FU	Powder Coat	\$557	653	701	749	797	845	893	941	989	1037	1085	1133	1181
		Chrome	\$609	705	753	801	849	897	945	993	1041	1089	1137	1185	1233
Optional Glides: Add \$6.00 net per chair for a set of four (4). Optional Glides raise chair height .5 inch.															
COM Yardage: 1 seat: 1 yard															
Contact Leland Customer Experience for yardage requirements on textiles with repeats.															
For COL requirements please contact Leland Customer Experience.															



SLAM STACKING SIDE CHAIR	MODEL	FRAME FINISH	LIST PRICE
3D veneer shell, 4-leg base W 20.75 D 19.75 H 31 SH 18	SL4-3D	Powder Coat	\$961
		Chrome	\$1013
		Optional Glides: Add \$6.00 net per chair for a set of four (4). Optional Glides raise chair height .5 inch.	

TO SPECIFY: Please refer to pages 3–4 for complete specifying information.
Specify all products by their product code.



SLAM STACKING SIDE CHAIR	MODEL	LIST PRICE/GRADE	COM/COL	A	B	C	D	E	F	G	H	I	J	K	L
3D veneer shell, upholstered seat onlay, 4-leg base	SL4-3U	Powder Coat	\$1072	1129	1158	1187	1216	1245	1274	1303	1332	1361	1390	1419	1448
		Chrome	\$1124	1181	1210	1239	1268	1297	1326	1355	1384	1413	1442	1471	1500

W 20.75 D 19.75 H 31 SH 18.25

Optional Glides: Add \$6.00 net per chair for a set of four (4). Optional Glides raise chair height .5 inch.

COM Yardage: 1 or 2 seats:.75 yard

Contact Leland Customer Experience for yardage requirements on textiles with repeats.

For COL requirements please contact Leland Customer Experience.

TO SPECIFY: Please refer to pages 3–4 for complete specifying information.
Specify all products by their product code.



SLAM NON-STACKING SIDE CHAIR		MODEL	LIST PRICE	
polypropylene shell, aluminum base		SLA-PO	Powder Coat	\$593
			Polished Aluminum	\$1044
W 20.75	D 20.75	H 31.75	SH 18	



SLAM NON-STACKING SIDE CHAIR	MODEL	LIST PRICE/GRADE	COM/COL	A	B	C	D	E	F	G	H	I	J	K	L
polypropylene shell, upholstered seat onlay, aluminum base	SLA-PU	Powder Coat	\$705	762	791	820	849	878	907	936	965	994	1023	1052	1081
		Polished Aluminum	\$1154	1211	1240	1269	1298	1327	1356	1385	1414	1443	1472	1501	1530
W 20.75 D 20.75 H 31.75 SH 18.25				COM Yardage: 1 or 2 seats:.75 yard											
				Contact Leland Customer Experience for yardage requirements on textiles with repeats.											



SLAM NON-STACKING SIDE CHAIR				MODEL	LIST PRICE/GRADE	COM/COL	A	B	C	D	E	F	G	H	I	J	K	L
fully upholstered, aluminum base				SLA-FU	Powder Coat	\$786	882	930	978	1026	1074	1122	1170	1218	1266	1314	1362	1410
					Polished Aluminum	\$1236	1332	1380	1428	1476	1524	1572	1620	1668	1716	1764	1812	1860
W 20.75 D 20.75 H 31.75 SH 18.25					COM Yardage: 1 seat: 1 yard													
					Contact Leland Customer Experience for yardage requirements on textiles with repeats.													



SLAM NON-STACKING SIDE CHAIR		MODEL	FRAME FINISH	LIST PRICE
3D veneer shell, aluminum base		SLA-3D	Powder Coat	\$1191
			Polished Aluminum	\$1640
W 20.75	D 20.75	H 31.75	SH 18	

TO SPECIFY: Please refer to pages 3–4 for complete specifying information.
Specify all products by their product code.



SLAM NON-STACKING SIDE CHAIR	MODEL	LIST PRICE/GRADE	COM/COL	A	B	C	D	E	F	G	H	I	J	K	L
3D veneer shell, upholstered	SLA-3U	Powder Coat	\$1302	1359	1388	1417	1446	1475	1504	1533	1562	1591	1620	1649	1678
seat onlay, aluminum base		Polished Aluminum	\$1751	1808	1837	1866	1895	1924	1953	1982	2011	2040	2069	2098	2127
W 20.75 D 20.75 H 31.75 SH 18.25		Optional Glides: Add \$6.00 net per chair for a set of four (4). Optional Glides raise chair height .5 inch.													
COM Yardage: 1 or 2 seats.75 yard															
Contact Leland Customer Experience for yardage requirements on textiles with repeats.															

TO SPECIFY: Please refer to pages 3–4 for complete specifying information.
Specify all products by their product code.



SLAM ARM CHAIR					MODEL		LIST PRICE
polypropylene shell, aluminum base					SLAA-PO	Powder Coat	\$663
						Polished Aluminum	\$1151
W 25	D 20.75	H 31.75	SH 18	AH 25.5			



SLAM ARM CHAIR				MODEL	LIST PRICE/GRADE	COM/COL	A	B	C	D	E	F	G	H	I	J	K	L
polypropylene shell, upholstered seat onlay, aluminum base				SLAA-PU	Powder Coat	\$774	831	860	889	918	947	976	1005	1034	1063	1092	1121	1150
					Polished Aluminum	\$1261	1318	1347	1376	1405	1434	1463	1492	1521	1550	1579	1608	1637
W 25 D 20.75 H 31.75 SH 18.25 AH 25.5					COM Yardage: 1 or 2 seats:.75 yard													
					Contact Leland Customer Experience for yardage requirements on textiles with repeats.													



SLAM ARM CHAIR	MODEL	LIST PRICE/GRADE	COM/COL	A	B	C	D	E	F	G	H	I	J	K	L
fully upholstered, aluminum base	SLAA-FU	Powder Coat	\$856	952	1000	1048	1096	1144	1192	1240	1288	1336	1384	1432	1480
		Polished Aluminum	\$1344	1440	1488	1536	1584	1632	1680	1728	1776	1824	1872	1920	1968
W 25 D 20.75 H 31.75 SH 18.25 AH 25.5				COM Yardage: 1 yard											
				Contact Leland Customer Experience for yardage requirements on textiles with repeats.											



SLAM ARM CHAIR	MODEL	FRAME FINISH	LIST PRICE
3D veneer shell, aluminum base	SLAA-3D	Powder Coat	\$1260
		Polished Aluminum	\$1747
W 25 D 20.75 H 31.75 SH 18 AH 25.5			

TO SPECIFY: Please refer to pages 3–4 for complete specifying information.
Specify all products by their product code.



SLAM ARM CHAIR	MODEL	LIST PRICE/GRADE	COM/COL	A	B	C	D	E	F	G	H	I	J	K	L	
3D veneer shell, upholstered	SLAA-3U	Powder Coat	\$1371	1428	1457	1486	1515	1544	1573	1602	1631	1660	1689	1718	1747	
seat onlay, aluminum base		Polished Aluminum	\$1859	1916	1945	1974	2003	2032	2061	2090	2119	2148	2177	2206	2235	
W 25 D 20.75 H 31.75 SH 18.25 AH 25.5		Optional Glides: Add \$6.00 net per chair for a set of four (4). Optional Glides raise chair height .5 inch.														
		COM Yardage: 1 or 2 seats.75 yard														
		Contact Leland Customer Experience for yardage requirements on textiles with repeats.														

TO SPECIFY: Please refer to pages 3–4 for complete specifying information.
Specify all products by their product code.



SLAM SIDE CHAIR MOBILE BASE	MODEL		LIST PRICE
polypropylene shell, 4-leg w/ casters W 20.75 D 19.75 H 31.75 SH 18.25	SLM-PO	Powder Coat	\$576
		Chrome	\$626



SLAM SIDE CHAIR MOBILE BASE		MODEL	LIST PRICE/GRADE	COM/COL	A	B	C	D	E	F	G	H	I	J	K	L
polypropylene shell, upholstered seat onlay, 4-leg w/ casters W 20.75 D 19.75 H 31.75 SH 18.50		SLM-PU	Powder Coat	\$688	745	774	803	832	861	890	919	948	977	1006	1035	1064
			Chrome	\$737	794	823	852	881	910	939	968	997	1026	1055	1084	1113
		COM Yardage: 1 or 2 seats:.75 yard Contact Leland Customer Experience for yardage requirements on textiles with repeats. For COL requirements please contact Leland Customer Experience.														



SLAM SIDE CHAIR MOBILE BASE																		
				MODEL	LIST PRICE/GRADE	COM/COL	A	B	C	D	E	F	G	H	I	J	K	L
fully upholstered, 4-leg w/ casters W 20.75 D 19.75 H 31.75 SH 18.25				SLM-FU	Powder Coat	\$770	866	914	962	1010	1058	1106	1154	1202	1250	1298	1346	1394
					Chrome	\$819	915	963	1011	1059	1107	1155	1203	1251	1299	1347	1395	1443
COM Yardage: 1 seat: 1 yard																		
Contact Leland Customer Experience for yardage requirements on textiles with repeats.																		
For COL requirements please contact Leland Customer Experience.																		



SLAM SIDE CHAIR MOBILE BASE	MODEL	FRAME FINISH	LIST PRICE
3D veneer shell, 4-leg w/ casters W 20.75 D 19.75 H 31.75 SH 18	SLM-3D	Powder Coat	\$1174
		Chrome	\$1224

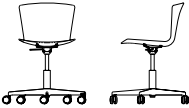
TO SPECIFY: Please refer to pages 3–4 for complete specifying information.
Specify all products by their product code.



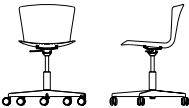
SLAM SIDE CHAIR
WITH CASTERS

WITH CASTERS				MODEL	LIST PRICE/GRADE	COM/COL	A	B	C	D	E	F	G	H	I	J	K	L
3D veneer shell, upholstered				SLM-3U	Powder Coat	\$1284	1341	1370	1399	1428	1457	1486	1515	1544	1573	1602	1631	1660
seat onlay, 4-leg w/ casters					Chrome	\$1336	1393	1422	1451	1480	1509	1538	1567	1596	1625	1654	1683	1712
W 20.75 D 19.75 H 31.75 SH 18.25					COM Yardage: 1 or 2 seats:.75 yard													
					Contact Leland Customer Experience for yardage requirements on textiles with repeats.													
					For COL requirements please contact Leland Customer Experience.													

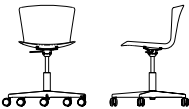
TO SPECIFY: Please refer to pages 3–4 for complete specifying information.
Specify all products by their product code.



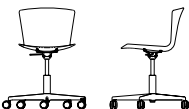
SLAM SIDE CHAIR TASK BASE	MODEL		LIST PRICE
polypropylene shell, task base W 20.75 D 20.75 H 31.75 SH 18.25	SLTB-PO	Powder Coat	\$668



SLAM SIDE CHAIR TASK BASE	MODEL	LIST PRICE/GRADE	COM/COL	A	B	C	D	E	F	G	H	I	J	K	L
polypropylene shell, upholstered onlay, task base W 20.75 D 20.75 H 31.75 SH 18.50	SLTB-PU	Powder Coat	\$778	814	832	850	868	886	904	922	940	958	976	994	1012
COM Yardage: 1 or 2 seats:.75 yard Contact Leland Customer Experience for yardage requirements on textiles with repeats.															

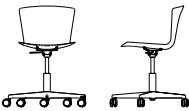


SLAM SIDE CHAIR TASK BASE	MODEL	LIST PRICE/GRADE	COM/COL	A	B	C	D	E	F	G	H	I	J	K	L
fully upholstered, task base W 20.75 D 20.75 H 31.75 SH 18.25	SLTB-FU	Powder Coat	\$860	956	1004	1052	1100	1148	1196	1244	1292	1340	1388	1436	1484
COM Yardage: 1 seat: 1 yard Contact Leland Customer Experience for yardage requirements on textiles with repeats.															



SLAM SIDE CHAIR TASK BASE	MODEL	FRAME FINISH	LIST PRICE
3D veneer shell, task base W 20.75 D 20.75 H 31.75 SH 18	SLTB-3D	Powder Coat	\$1264

TO SPECIFY: Please refer to pages 3–4 for complete specifying information.
Specify all products by their product code.



SLAM SIDE CHAIR TASK BASE		MODEL	LIST PRICE/GRADE	COM/COL	A	B	C	D	E	F	G	H	I	J	K	L
3D veneer shell, task base		SLTB-3U	Powder Coat	\$1376	1412	1430	1448	1466	1484	1502	1520	1538	1556	1574	1592	1610
upholstered onlay, task base			COM Yardage: 1 or 2 seats:.75 yard													
W 20.75 D 20.75 H 31.75 SH 18.25			Contact Leland Customer Experience for yardage requirements on textiles with repeats.													

TO SPECIFY: Please refer to pages 3–4 for complete specifying information.
Specify all products by their product code.



SLAM COUNTER CHAIR	MODEL		LIST PRICE
polypropylene shell, sled base W 22 D 20.75 H 39 SH 25	SLCS-PO	Powder Coat	\$533
		Chrome	\$593
		Optional Glides: Add \$6.00 net per chair for a set of four (4).	



SLAM COUNTER CHAIR	MODEL	LIST PRICE/GRADE	COM/COL	A	B	C	D	E	F	G	H	I	J	K	L
polypropylene shell, upholstered seat onlay, sled base W 22 D 20.75 H 39 SH 25.25	SLCS-PU	Powder Coat	\$645	702	731	760	789	818	847	876	905	934	963	992	1021
		Chrome	\$705	762	791	820	849	878	907	936	965	994	1023	1052	1081
		COM Yardage: 1 or 2 seats:.75 yard Contact Leland Customer Experience for yardage requirements on textiles with repeats. Optional Glides: Add \$6.00 net per chair for a set of four (4).													



SLAM COUNTER CHAIR	MODEL	LIST PRICE/GRADE	COM/COL	A	B	C	D	E	F	G	H	I	J	K	L
fully upholstered, sled base W 22 D 20.75 H 39 SH 25.25	SLCS-FU	Powder Coat	\$727	823	871	919	967	1015	1063	1111	1159	1207	1255	1303	1351
		Chrome	\$786	882	930	978	1026	1074	1122	1170	1218	1266	1314	1362	1410
		COM Yardage: 1 yard Contact Leland Customer Experience for yardage requirements on textiles with repeats. Optional Glides: Add \$6.00 net per chair for a set of four (4).													



SLAM COUNTER CHAIR	MODEL	FRAME FINISH	LIST PRICE
3D veneer shell, sled base W 22 D 20.75 H 39 SH 25	SLCS-3D	Powder Coat	\$1131
		Chrome	\$1191
		Optional Glides: Add \$6.00 net per chair for a set of four (4).	

TO SPECIFY: Please refer to pages 3–4 for complete specifying information.
Specify all products by their product code.



SLAM COUNTER CHAIR	MODEL	LIST PRICE/GRADE	COM/COL	A	B	C	D	E	F	G	H	I	J	K	L
3D veneer shell, upholstered	SLCS-3U	Powder Coat	\$1241	1298	1327	1356	1385	1414	1443	1472	1501	1530	1559	1588	1617
seat onlay, sled base		Chrome	\$1302	1359	1388	1417	1446	1475	1504	1533	1562	1591	1620	1649	1678
W 22 D 20.75 H 39 SH 25		COM Yardage: 1 or 2 seats:.75 yard													
		Contact Leland Customer Experience for yardage requirements on textiles with repeats.													
		Optional Glides: Add \$6.00 net per chair for a set of four (4).													

TO SPECIFY: Please refer to pages 3–4 for complete specifying information.
Specify all products by their product code.



SLAM COUNTER CHAIR	MODEL		LIST PRICE
polypropylene shell, 4 leg base W 22 D 19.75 H37 SH 25	SLC4-PO	Powder Coat	\$696
		Chrome	\$754
		Optional Glides: Add \$6.00 net per chair for a set of four (4). Optional Glides raise chair height .5 inch.	



SLAM COUNTER CHAIR	MODEL	LIST PRICE/GRADE	COM/COL	A	B	C	D	E	F	G	H	I	J	K	L
polypropylene shell, upholstered seat onlay, 4 leg base W 22 D 19.75 H37.25 SH 25	SLC4-PU	Powder Coat	\$807	864	893	922	951	980	1009	1038	1067	1096	1125	1154	1183
		Chrome	\$865	922	951	980	1009	1038	1067	1096	1125	1154	1183	1212	1241
		Optional Glides: Add \$6.00 net per chair for a set of four (4). Optional Glides raise chair height .5 inch. COM Yardage: 1 or 2 seats:.75 yard Contact Leland Customer Experience for yardage requirements on textiles with repeats. For COL requirements please contact Leland Customer Experience.													



SLAM COUNTER CHAIR	MODEL	LIST PRICE/GRADE	COM/COL	A	B	C	D	E	F	G	H	I	J	K	L
fully upholstered, 4 leg base W 22 D 19.75 H37.25 SH 25	SLC4-FU	Powder Coat	\$888	984	1032	1080	1128	1176	1224	1272	1320	1368	1416	1464	1512
		Chrome	\$947	1043	1091	1139	1187	1235	1283	1331	1379	1427	1475	1523	1571
		Optional Glides: Add \$6.00 net per chair for a set of four (4). Optional Glides raise chair height .5 inch. COM Yardage: 1 yard Contact Leland Customer Experience for yardage requirements on textiles with repeats. For COL requirements please contact Leland Customer Experience.													




SLAM COUNTER CHAIR	MODEL	FRAME FINISH	LIST PRICE
3D veneer shell, 4 leg base W 22 D 19.75 H37 SH 25	SLC4-3D	Powder Coat	\$1294
		Chrome	\$1351
		Optional Glides: Add \$6.00 net per chair for a set of four (4). Optional Glides raise chair height .5 inch.	

TO SPECIFY: Please refer to pages 3–4 for complete specifying information.
Specify all products by their product code.




SLAM COUNTER CHAIR	MODEL	LIST PRICE/GRADE	COM/COL	A	B	C	D	E	F	G	H	I	J	K	L
3D veneer shell, upholstered seat onlay, 4 leg base W 22 D 19.75 H37.25 SH 25	SLC4-3U	Powder Coat	\$1404	1461	1490	1519	1548	1577	1606	1635	1664	1693	1722	1751	1780
		Chrome	\$1463	1520	1549	1578	1607	1636	1665	1694	1723	1752	1781	1810	1839
Optional Glides: Add \$6.00 net per chair for a set of four (4). Optional Glides raise chair height .5 inch. COM Yardage: 1 or 2 seats:.75 yard Contact Leland Customer Experience for yardage requirements on textiles with repeats. For COL requirements please contact Leland Customer Experience.															

TO SPECIFY: Please refer to pages 3–4 for complete specifying information.
Specify all products by their product code.



SLAM BAR CHAIR	MODEL		LIST PRICE
polypropylene shell, sled base W 22 D 20.75 H 43 SH 30	SLBS-PO	Powder Coat	\$600
		Chrome	\$652
		Optional Glides: Add \$6.00 net per chair for a set of four (4).	



SLAM BAR CHAIR	MODEL	LIST PRICE/GRADE	COM/COL	A	B	C	D	E	F	G	H	I	J	K	L
polypropylene shell, upholstered seat onlay, sled base W 22 D 20.75 H 43 SH 30.25	SLBS-PU	Powder Coat	\$668	725	754	783	812	841	870	899	928	957	986	1015	1044
		Chrome	\$719	776	805	834	863	892	921	950	979	1008	1037	1066	1095
		COM Yardage: 1 or 2 seats:.75 yard Contact Leland Customer Experience for yardage requirements on textiles with repeats. Optional Glides: Add \$6.00 net per chair for a set of four (4).													




SLAM BAR CHAIR	MODEL	LIST PRICE/GRADE	COM/COL	A	B	C	D	E	F	G	H	I	J	K	L
fully upholstered, sled base W 22 D 20.75 H 43 SH 30.25	SLBS-FU	Powder Coat	\$750	846	894	942	990	1038	1086	1134	1182	1230	1278	1326	1374
		Chrome	\$800	896	944	992	1040	1088	1136	1184	1232	1280	1328	1376	1424
		COM Yardage: 1 yard Contact Leland Customer Experience for yardage requirements on textiles with repeats. Optional Glides: Add \$6.00 net per chair for a set of four (4).													



SLAM BAR CHAIR	MODEL	FRAME FINISH	LIST PRICE
3D veneer shell, sled base W 22 D 20.75 H 43 SH 30	SLBS-3D	Powder Coat	\$1131
		Chrome	\$1205
		Optional Glides: Add \$6.00 net per chair for a set of four (4).	

TO SPECIFY: Please refer to pages 3–4 for complete specifying information.
Specify all products by their product code.



SLAM BAR CHAIR	MODEL	LIST PRICE/GRADE	COM/COL	A	B	C	D	E	F	G	H	I	J	K	L
3D veneer shell, upholstered seat onlay, sled base	SLBS-3U	Powder Coat	\$1241	1298	1327	1356	1385	1414	1443	1472	1501	1530	1559	1588	1617
		Chrome	\$1317	1374	1403	1432	1461	1490	1519	1548	1577	1606	1635	1664	1693
COM Yardage: 1 or 2 seats:.75 yard															
Contact Leland Customer Experience for yardage requirements on textiles with repeats.															
Optional Glides: Add \$6.00 net per chair for a set of four (4).															
W 22 D 20.75 H 43 SH 30.25															

TO SPECIFY: Please refer to pages 3–4 for complete specifying information.
Specify all products by their product code.



SLAM BAR CHAIR	MODEL		LIST PRICE
polypropylene shell, 4 leg base W 22 D 19.75 H 43 SH 30	SLB4-PO	Powder Coat	\$710
		Chrome	\$770
		Optional Glides: Add \$6.00 net per chair for a set of four (4). Optional Glides raise chair height .5 inch.	



SLAM BAR CHAIR	MODEL	LIST PRICE/GRADE	COM/COL	A	B	C	D	E	F	G	H	I	J	K	L
polypropylene shell, upholstered seat onlay, 4 leg base W 22 D 19.75 H 43.25 SH 30	SLB4-PU	Powder Coat	\$821	878	907	936	965	994	1023	1052	1081	1110	1139	1168	1197
		Chrome	\$880	937	966	995	1024	1053	1082	1111	1140	1169	1198	1227	1256
		Optional Glides: Add \$6.00 net per chair for a set of four (4). Optional Glides raise chair height .5 inch. COM Yardage: 1 or 2 seats:.75 yard Contact Leland Customer Experience for yardage requirements on textiles with repeats. For COL requirements please contact Leland Customer Experience.													



SLAM BAR CHAIR	MODEL	LIST PRICE/GRADE	COM/COL	A	B	C	D	E	F	G	H	I	J	K	L
fully upholstered, 4 leg base W 22 D 19.75 H 43.25 SH 30	SLB4-FU	Powder Coat	\$1419	1515	1563	1611	1659	1707	1755	1803	1851	1899	1947	1995	2043
		Chrome	\$1477	1573	1621	1669	1717	1765	1813	1861	1909	1957	2005	2053	2101
		Optional Glides: Add \$6.00 net per chair for a set of four (4). Optional Glides raise chair height .5 inch. COM Yardage: 1 yard Contact Leland Customer Experience for yardage requirements on textiles with repeats. For COL requirements please contact Leland Customer Experience.													



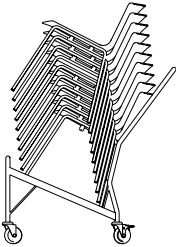
SLAM BAR CHAIR	MODEL	FRAME FINISH	LIST PRICE
3D veneer shell, 4 leg base W 22 D 19.75 H 43 SH 30	SLB4-3D	Powder Coat	\$1307
		Chrome	\$1366
		Optional Glides: Add \$6.00 net per chair for a set of four (4). Optional Glides raise chair height .5 inch.	

TO SPECIFY: Please refer to pages 3–4 for complete specifying information.
Specify all products by their product code.



SLAM BAR CHAIR	MODEL	LIST PRICE/GRADE	COM/COL	A	B	C	D	E	F	G	H	I	J	K	L
3D veneer shell, upholstered	SLB4-3U	Powder Coat	\$1419	1476	1505	1534	1563	1592	1621	1650	1679	1708	1737	1766	1795
seat onlay, 4 leg base		Chrome	\$1477	1534	1563	1592	1621	1650	1679	1708	1737	1766	1795	1824	1853
W 22 D 19.75 H 43.25 SH 30	Optional Glides: Add \$6.00 net per chair for a set of four (4). Optional Glides raise chair height .5 inch. COM Yardage: 1 or 2 seats:.75 yard Contact Leland Customer Experience for yardage requirements on textiles with repeats. For COL requirements please contact Leland Customer Experience.														

TO SPECIFY: Please refer to pages 3–4 for complete specifying information.
Specify all products by their product code.



SLAM TRANSPORT/ STACKING DOLLY	MODEL	LIST PRICE
Black powder coat finish	SLD	\$ 1533
W 25 D 41.25 H 42 (DIMENSIONS OF DOLLY WHEN EMPTY)	Slam Transport/Stacking Dolly handles 10-12 Slam side chairs in polypropylene or 3D veneer with 4 leg tube base. 4 Leg Aluminum base DOES NOT stack.	

Slam Beam

2016 Price List

Pricing effective 03/21/16



2016 SLAM BEAM PRICE LIST

SLAM BEAM: TABLE OF CONTENTS	SB2
SLAM BEAM CONFIGURATION OVERVIEW	SB3
SLAM BEAM VISUAL REFERENCE	SB4
SLAM BEAM BASE SPECIFICATION INFORMATION	SB7
SLAM BEAM BASE SPECIFICATION EXAMPLE	SB8
SLAM BEAM BASE, TWO POSITION	SB9
SLAM BEAM BASE, THREE POSITION	SB10
SLAM BEAM BASE, FOUR POSITION	SB11
SLAM BEAM SHELL SPECIFICATION INFORMATION	SB12
SLAM BEAM SPECIFICATION EXAMPLE	SB13
SLAM BEAM SHELL SELECTION	SB14
SLAM BEAM TABLE SPECIFICATION INFORMATION	SB15
SLAM BEAM TABLE SPECIFICATION EXAMPLE	SB16
SLAM BEAM TABLE	SB17
SLAM BEAM ORDER DIAGRAM	SB18

SLAM BEAM SEATING CONFIGURATION

Slam Beam can be configured in many ways to meet the needs of your public space. The following pages will provide you a step by step process to correctly configure your benches. **Each purchase order submitted requires the diagram on page SB17 of this price list to be completed for every different bench model.** This is to ensure that the product you receive is exactly what you intended to purchase. If Leland can be of any assistance to you, please don't hesitate to contact our Customer Experience Department at 800-859-7510.

1. BASE SELECTION

Begin configuring Slam Beam by selecting a base. Bases are available in three or four positions, either with arms or armless.

2. SHELL ADDED TO BASE

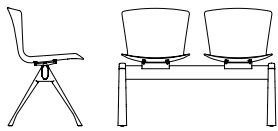
The Slam shell is designed to fit one base position. Shells are available in polypropylene or 3D Veneer with or without upholstery. When placing an order, each shell is considered a separate product and will require its own model number.

3. TABLE ADDED TO BASE (OPTIONAL)

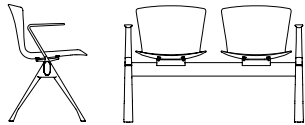
Slam Beam tables fit one base position. Table surface selections are available as a laminate. When placing an order, each table is considered a separate product and will require its own model number.

SLAM BEAM BASE VISUAL REFERENCE

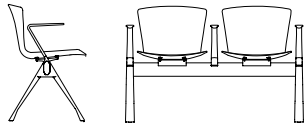
TWO POSITION ARMLESS



TWO POSITION, TWO ARM

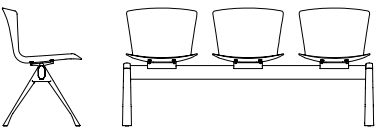


TWO POSITION, THREE ARM

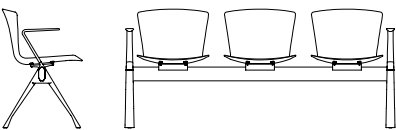


SLAM BEAM BASE VISUAL REFERENCE

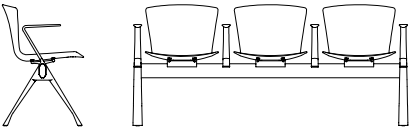
THREE POSITION ARMLESS



THREE POSITION, TWO ARM

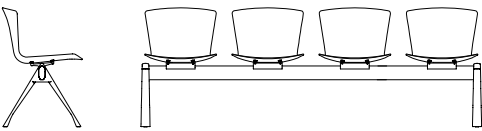


THREE POSITION, FOUR ARM

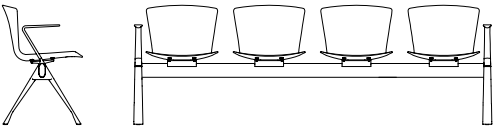


SLAM BEAM BASE VISUAL REFERENCE

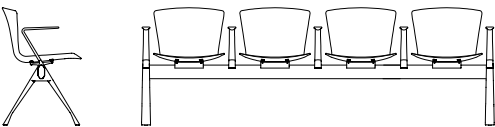
FOUR POSITION ARMLESS



FOUR POSITION, TWO ARM



FOUR POSITION, FIVE ARM



BEAM MODEL

TWO POSITION	CODE
Armless	SB2NA
Two Arm	SB22A
Three Arm	SB23A
THREE POSITION	CODE
Armless	SB3NA
Two Arm	SB32A
Four Arm	SB34A
FOUR POSITION	CODE
Armless	SB4NA
Two Arm	SB42A
Five Arm	SB45A

BEAM FINISH

DESCRIPTION	CODE
White Textured Powder Coat	W
Black Textured Powder Coat	B
Grey Textured Powder Coat	G
Sterling	ST

GLIDES

Slam Beam glides are nylon.

AUXILIARY OPTIONS

DESCRIPTION	CODE
Floor Mount	FM

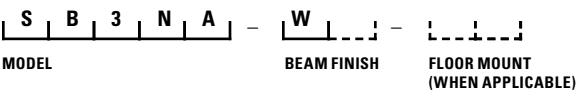
For a quote on Floor Mount options, please contact Customer Experience.

FREIGHT NOTE

Due to the size and nature of Slam Beam, the Freight Program does not apply to this product. Please contact Customer Experience for a quote.

SPECIFICATIONS REQUIRED TO CREATE THE PRODUCT CODE

- Model
- Beam Finish
- Floor Mount (when applicable)



MODEL

Three position,
Armless (SB3NA)

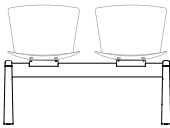
BEAM FINISH

White Textured Powder coat (W)

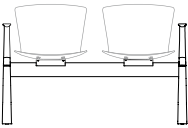
FLOOR MOUNT

When applicable, enter Slam Beam
Floor Mount Code (FM)

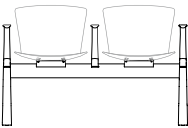




TWO POSITION, ARMLESS	MODEL	LIST PRICE
W 39.25 D 21 H 31	SB2NA Powder Coat	\$ 1,810

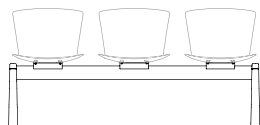


TWO POSITION, TWO ARM	MODEL	LIST PRICE
W 43.5 D 21 H 31	SB22A Powder Coat	\$ 1,932



TWO POSITION, THREE ARM	MODEL	LIST PRICE
W 43.5 D 21 H 31	SB23A Powder Coat	\$ 2,056

TO SPECIFY: Refer to pages SB6-SB7



THREE POSITION, ARMLESS

MODEL

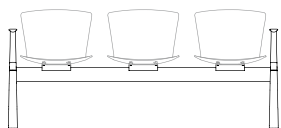
LIST PRICE

W 66 D 21 H 31

SB3NA

Powder Coat

\$ 1,922



THREE POSITION, TWO ARM

MODEL

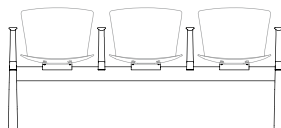
LIST PRICE

W 70.25 D 21 H 31

SB32A

Powder Coat

\$ 2,046



THREE POSITION, FOUR ARM

MODEL

LIST PRICE

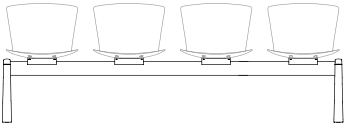
W 70.25 D 21 H 31

SB34A

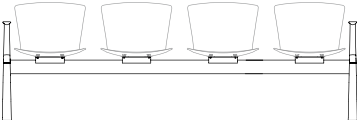
Powder Coat

\$ 2,168

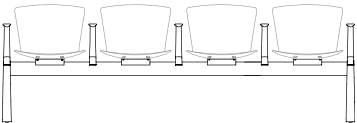
TO SPECIFY: Refer to pages SB6-SB7



FOUR POSITION, ARMLESS	MODEL	LIST PRICE
W 88.5 D 21 H 31	SB4NA	Powder Coat
		\$ 2,211



FOUR POSITION, TWO ARM	MODEL	LIST PRICE
W 93 D 21 H 31	SB42A	Powder Coat
		\$ 2,334



FOUR POSITION, FIVE ARM	MODEL	LIST PRICE
W 93 D 21 H 31	SB45A	Powder Coat
		\$ 2,518

TO SPECIFY: Refer to pages SB6-SB7

SHELL SELECTION

DESCRIPTION	CODE
Polypropylene	PO
Polypropylene with Upholstered Seat Onlay	PU
Fully Upholstered	FU
Oak 3D Veneer	3D
Oak 3D Veneer with Upholstered Seat Onlay	3U

SHELL FINISH

POLYPROPYLENE SHELL:

DESCRIPTION	CODE	DESCRIPTION	CODE
White	W	Grey	G
Black	B	Red	R

CUSTOM POLYPROPYLENE COLORS

Custom color match is available upon request. Please contact hello@lelandinternational.com for further information

OAK 3D VENEER SHELL:

DESCRIPTION	CODE
Natural White Oak	12
Custom	CST

FULLY UPHOLSTERED SHELL:

Please refer to Leland Textile Program which features textiles and leathers from the following partners:

Brentano
Camira
Carnegie
CF Stinson
Green Hides
Maharam
Unika Vaev

The complete grade list can be found at www.lelandinternational.com/ecatalog or you can specify COM/COL. Due to the design of this product, it is recommended that all non pre-approved textile be tested for compatibility.

UPHOLSTERED ONLAY SELECTION

Please refer to Leland Textile Program which features textiles and leathers from the following partners:

Brentano
Camira
Carnegie
CF Stinson
Green Hides
Maharam
Unika Vaev

The complete grade list can be found at lelandinternational.com/textile-partners or you can specify COM/COL. Due to the design of this product, it is recommended that all non pre-approved textile be tested for compatibility.

SPECIFICATIONS REQUIRED TO CREATE THE PRODUCT CODE

- Shell Selection
- Shell Finish
- Upholstered Onlay Selection (When Applicable)

3 D - 1 2 -

SHELL SELECTION **SHELL FINISH OR FULLY**
UPHOLSTERED GRADE/
COM/COL **UPHOLSTERED**
ONLY SELECTION
(WHEN APPLICABLE)

SHELL SELECTION


3D Veneer Shell (3D)

SHELL FINISH

Natural White Oak (12)

UPHOLSTERED ONLY SELECTION

When applicable, enter
upholstery grade, COM or COL





POLYPROPYLENE	MODEL	LIST PRICE
	PO	\$ 146



POLYPROPYLENE W/ UPH. SEAT ONLAY	MODEL	LIST PRICE/GRADE	COM/COL	A	B	C	D	E	F	G	H	I	J	K	L
	PU		\$ 243	300	329	358	387	416	445	474	503	532	561	590	619

COM Yardage: 1 or 2 seats:.75 yard
Contact Leland Customer Experience for yardage requirements on textiles with repeats.
For COL requirements please contact Leland Customer Experience.



FULLY UPHOLSTERED	MODEL	LIST PRICE/GRADE	COM/COL	A	B	C	D	E	F	G	H	I	J	K	L
	FU		\$ 329	386	415	444	473	502	531	560	589	618	647	676	705

COM Yardage: 1 or 2 seats:.75 yard
Contact Leland Customer Experience for yardage requirements on textiles with repeats.
For COL requirements please contact Leland Customer Experience.



3D VENEER	MODEL	LIST PRICE
	3D	\$ 621



3D VENEER W/ UPH. SEAT ONLAY	MODEL	LIST PRICE/GRADE	COM/COL	A	B	C	D	E	F	G	H	I	J	K	L
	3U		\$ 719	776	805	834	863	892	921	950	979	1008	1037	1066	1095

COM Yardage: 1 or 2 seats:.75 yard
Contact Leland Customer Experience for yardage requirements on textiles with repeats.
For COL requirements please contact Leland Customer Experience.

TO SPECIFY: Refer to pages SB11-SB12

TABLE MODEL

DESCRIPTION	CODE
Slam table	SBT

TOP FINISH OR COLOR

LAMINATE TOP:

DESCRIPTION	CODE
Black (Pionite® Suede Black)	B
White (WilsonArt® Designer White)	W
Custom	CST

EDGE FINISH

DESCRIPTION	CODE
Opaque Black	B
Opaque White	W
Natural	11

SPECIFICATIONS REQUIRED TO CREATE THE PRODUCT CODE

- Table Model
- Top Finish
- Edge Finish

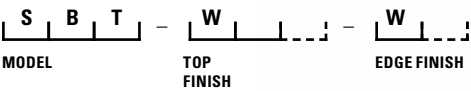


TABLE MODEL

Slam Beam Table (SBT)

TOP FINISH

White Laminate (W)

EDGE FINISH

Opaque White (W)



SLAM BEAM TABLE	MODEL	TABLE TOP SURFACE	LIST PRICE
one base position	SBT	Laminate	\$ 235
W 22 D 22		Please note that Opaque White and Opaque Black Edge Finishes will have an additional \$20 NET charge	
TH 17.75 (MOUNTED TO BASE)			



TO SPECIFY: Refer to pages SB14-SB15

SLAM BEAM FLOOR MOUNT	MODEL	LIST PRICE
	SBFM	\$ 155

TO SPECIFY: Refer to pages SB14-SB15

SLAM BEAM ORDER DIAGRAM

Please complete and include with your order. If multiple units are ordered, a diagram must be completed for each unique unit.

1. SLAM BEAM BASE SELECTION

Select a three position or four position base model number:
The gray boxes below represent the seat/table positions of the model. Specify from left to right as seated. *Note diagram (bottom is front of bench).

TWO (2) POSITION

Front

Front

Front

☐ SB2NA, two position, armless

☐ SB22A, two position, two arm

☐ SB23A, two position, three arm

THREE (3) POSITION

Front

Front

Front

☐ SB3NA, three position, armless

☐ SB32A, three position, two arm

☐ SB34A, three position, four arm

FOUR (4) POSITION

Front

Front

Front

☐ SB4NA, four position, armless

☐ SB42A, four position, two arm

☐ SB45A, four position, five arm

2. SLAM BEAM SHELL AND TABLE SELECTION

Please select either a shell or a table for each position on your base. Then choose the surface materials. Positions should be specified from left to right as seated.

POSITION ONE

☐ Shell

☐ Table

☐ Polypropylene

☐ Polypropylene w/ Uph. Seat Onlay

☐ Fully Uph.

☐ Oak3D Veneer

☐ Oak3D Veneer w/ Uph. Seat Onlay

POSITION TWO

☐ Shell

☐ Table

☐ Polypropylene

☐ Polypropylene w/ Uph. Seat Onlay

☐ Fully Uph.

☐ Oak3D Veneer

☐ Oak3D Veneer w/ Uph. Seat Onlay

POSITION THREE

☐ Shell

☐ Table

☐ Polypropylene

☐ Polypropylene w/ Uph. Seat Onlay

☐ Fully Uph.

☐ Oak3D Veneer

☐ Oak3D Veneer w/ Uph. Seat Onlay

POSITION FOUR

☐ Shell

☐ Table

☐ Polypropylene

☐ Polypropylene w/ Uph. Seat Onlay

☐ Fully Uph.

☐ Oak3D Veneer

☐ Oak3D Veneer w/ Uph. Seat Onlay

Swing Chair

2016 Price List

Pricing effective 03/21/16



L e l a n d

2016 SWING CHAIR PRICE LIST

SWING CHAIR: TABLE OF CONTENTS SW2

SWING CHAIR SPECIFICATION INFORMATION SW3

SWING CHAIR SPECIFICATION EXAMPLE SW4

LOW BACK SWING CHAIR SW5

HIGH BACK SWING CHAIR SW6

SWING CHAIR SPECIFICATION INFORMATION

CHAIR MODEL

Low Back Swing Chair	SWLB
High Back Swing Chair	SWHB

SEAT HEIGHT

DESCRIPTION	CODE
14" Seat Height	14H
18" Seat Height	18H
Adjustable Seat Height (Only available with 5 Star base)	ASH

BASE SELECTION

DESCRIPTION	CODE
4 Star Self-Return base	4G
5 Star Caster base (Only available with Adjustable Seat Height)	5C

BASE FINISH

DESCRIPTION	CODE
Sand-Blasted Steel	S

UPHOLSTERY SELECTION

Please refer to Leland Textile Program which features textiles and leathers from the following partners:

Brentano
Camira
Carnegie
CF Stinson
Green Hides
Maharam
Unika Vaev

The complete grade list can be found at lelandinternational.com/textile-partners or you can specify COM/COL. Due to the design of this product, it is recommended that all non pre-approved textile be tested for compatibility.

GLIDE TYPE

STANDARD:

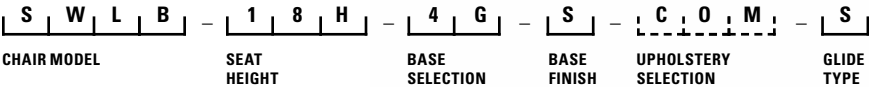
DESCRIPTION	CODE
Stainless Steel	S
Caster (on 5 star base)	C

OPTIONAL:

DESCRIPTION	CODE
Felt	F

SPECIFICATIONS REQUIRED TO CREATE THE PRODUCT CODE

- Chair Model
- Seat Height
- Base Selection
- Base Finish
- Upholstery Selection
- Glide Type



CHAIR MODEL

Low back Swing Chair (SWLB)

SEAT HEIGHT

18" Seat Height (18H)

BASE SELECTION

4 Star Glide Base (4G)

BASE FINISH

Sand-Blasted Steel (S)

UPHOLSTERY SELECTION

Enter upholstery grade or COM

GLIDE TYPE

Stainless Steel (S)





14" SEAT HEIGHT

	MODEL	LIST PRICE/GRADE	COM/COL	A	B	C	D	E	F	G	H	I	J	K	L
Low back, sand-blasted steel base W 22 D 25.5 H 33 SH 14	SWLB-14H		\$1951	2071	2131	2191	2251	2311	2371	2431	2491	2551	2611	2671	2731
			COM Yardage: 1 seat: 1.5 yards												
			Contact Leland Customer Experience for yardage requirements on textiles with repeats.												
			For COL requirements please contact Leland Customer Experience.												
			Optional Glides: Add \$6.00 net per chair for a set of four (4).												
			Optional Glides raise chair height .5 inch.												



18" SEAT HEIGHT

	MODEL	LIST PRICE/GRADE	COM/COL	A	B	C	D	E	F	G	H	I	J	K	L
Low back, sand-blasted steel base W 22 D 25.5 H 37 SH 18	SWLB-18H		\$2001	2121	2181	2241	2301	2361	2421	2481	2541	2601	2661	2721	2781
			COM Yardage: 1 seat: 1.5 yards												
			Contact Leland Customer Experience for yardage requirements on textiles with repeats.												
			For COL requirements please contact Leland Customer Experience.												
			Optional Glides: Add \$6.00 net per chair for a set of four (4).												
			Optional Glides raise chair height .5 inch.												



ADJUSTABLE SEAT HEIGHT

	MODEL	LIST PRICE/GRADE	COM/COL	A	B	C	D	E	F	G	H	I	J	K	L
Low back, sand-blasted 5-Star steel base W 26 D 25.5 H 35.5-39.75 SH 17-21	SWLB-ASH		\$2202	2322	2382	2442	2502	2562	2622	2682	2742	2802	2862	2922	2982
			COM Yardage: 1 seat: 1.5 yards												
			Contact Leland Customer Experience for yardage requirements on textiles with repeats.												
			For COL requirements please contact Leland Customer Experience.												

TO SPECIFY: Please refer to pages 3–4 for complete specifying information.
Specify all products by their product code.



14" SEAT HEIGHT

	MODEL	LIST PRICE/GRADE	COM/COL	A	B	C	D	E	F	G	H	I	J	K	L
High back, sand-blasted steel base W 22 D 26.5 H 48 SH 14	SWHB-14H		\$2670	2814	2886	2958	3030	3102	3174	3246	3318	3390	3462	3534	3606
COM Yardage: 1 seat: 2 yards															
Contact Leland Customer Experience for yardage requirements on textiles with repeats.															
For COL requirements please contact Leland Customer Experience.															
Optional Glides: Add \$6.00 net per chair for a set of four (4).															
Optional Glides raise chair height .5 inch.															



18" SEAT HEIGHT

	MODEL	LIST PRICE/GRADE	COM/COL	A	B	C	D	E	F	G	H	I	J	K	L
High back, sand-blasted steel base W 22 D 26.5 H 52 SH 18	SWHB-18H		\$2720	2864	2936	3008	3080	3152	3224	3296	3368	3440	3512	3584	3656
COM Yardage: 1 seat: 2 yards															
Contact Leland Customer Experience for yardage requirements on textiles with repeats.															
For COL requirements please contact Leland Customer Experience.															
Optional Glides: Add \$6.00 net per chair for a set of four (4).															
Optional Glides raise chair height .5 inch.															



ADJUSTABLE SEAT HEIGHT

	MODEL	LIST PRICE/GRADE	COM/COL	A	B	C	D	E	F	G	H	I	J	K	L
High back, sand-blasted 5-Star steel base W 26 D 26.5 H 50.75-55 SH 17-21	SWHB-ASH		\$2921	3065	3137	3209	3281	3353	3425	3497	3569	3641	3713	3785	3857
COM Yardage: 1 seat: 2 yards															
Contact Leland Customer Experience for yardage requirements on textiles with repeats.															
For COL requirements please contact Leland Customer Experience.															

TO SPECIFY: Please refer to pages 3–4 for complete specifying information.
Specify all products by their product code.

Valeri Seating

2016 Price List

Pricing effective 03/21/16



2016 VALERI SEATING PRICE LIST

VALERI SEATING: TABLE OF CONTENTS VS2

VALERI SEATING SPECIFICATION INFORMATION..... VS3

VALERI SEATING SPECIFICATION EXAMPLE VS4

VALERI GUEST CHAIR, LOUNGE CHAIR AND SETTEE..... VS5

CHAIR MODEL

DESCRIPTION	CODE
Valeri guest chair	VG
Valeri lounge chair	VL
Valeri settee	VS

FRAME FINISH

DESCRIPTION	CODE
Brushed stainless steel	SS

UPHOLSTERY SELECTION

Please refer to Leland Textile Program which features textiles and leathers from the following partners:

Brentano
Camira
Carnegie
CF Stinson
Green Hides
Maharam
Unika Vaev

The complete grade list can be found at lelandinternational.com/textile-partners or you can specify COM/COL. Due to the design of this product, it is recommended that all non pre-approved textile be tested for compatibility.

GLIDES

Valeri glides are steel swivel with nylon bottom.

FREIGHT NOTE

Due to the size and nature of Valeri Seating, the Freight Program does not apply to this product. Please contact Customer Experience for a quote.

SPECIFICATIONS REQUIRED TO CREATE THE PRODUCT CODE

- Model
- Frame Finish
- Upholstery Selection



MODEL

Valeri Lounge Chair (VL)

FRAME FINISH

Brushed Stainless Steel (SS)

UPHOLSTERY SELECTION

Enter upholstery grade, COM or COL. Grade J (J)





VALERI GUEST CHAIR	MODEL	LIST PRICE/GRADE	COM/COL	A	B	C	D	E	F	G	H	I	J	K	L
W 21.5 D 23 H 29 SH 18 AH 24.5	VG		\$1148	1237	1282	1327	1372	1417	1462	1507	1552	1597	1642	1687	1732

COM Yardage: 1 or 2 chairs: 1.75 yards

Contact Leland Customer Experience for yardage requirements on textiles with repeats.

For COL requirements please contact Leland Customer Experience.

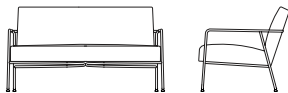


VALERI LOUNGE CHAIR	MODEL	LIST PRICE/GRADE	COM/COL	A	B	C	D	E	F	G	H	I	J	K	L
W 27.5 D 29.5 H 27 SH 15 AH 21	VL		\$1631	1758	1822	1886	1950	2014	2078	2142	2206	2270	2334	2398	2462

COM Yardage: 1 chair: 2.25 yards; 2 chairs: 3 yards; 3 or 4 chairs: 6 yards; 5 chairs: 6.5 yards

Contact Leland Customer Experience for yardage requirements on textiles with repeats.

For COL requirements please contact Leland Customer Experience.



VALERI SETTEE	MODEL	LIST PRICE/GRADE	COM/COL	A	B	C	D	E	F	G	H	I	J	K	L
W 50 D 29.5 H 27 SH 15 AH 21	VS		\$2549	2805	2933	3061	3189	3317	3445	3573	3701	3829	3957	4085	4213

COM Yardage: 1 settee: 2.75 yards

Due to upholstery requirements, Valeri Settee textile can only be upholstered railroaded.

Please consider when specifying upholstery with a pattern or repeat.

Contact Leland Customer Experience for yardage requirements on textiles with repeats.

For COL requirements please contact Leland Customer Experience.

TO SPECIFY: Please refer to pages 3–4 for complete specifying information.
Specify all products by their product code.

Valeri Tables

2016 Price List

Pricing effective 03/21/16



L e l a n d

2016 VALERI TABLE PRICE LIST

VALERI TABLE: TABLE OF CONTENTS VT2

VALERI TABLE SPECIFICATION INFORMATION VT3

VALERI TABLE SPECIFICATION EXAMPLE VT4

VALERI RECTANGLE AND SQUARE TABLES VT5

TABLE MODEL

DESCRIPTION	CODE
Valeri Square Table	VST
Valeri Rectangle Table	VRT

TOP SURFACE

DESCRIPTION	CODE
Frosted Glass	FG
Solid Surface (Grade A)	SSA

Contact Leland International Customer Experience for a complete list of available Corian® or Wilsonart® solid surfaces or for a custom quote for all other grades.

BASE FINISH

DESCRIPTION	CODE
Brushed Stainless Steel	SS

GLIDES

Valeri glides are steel swivel with nylon bottom.

FREIGHT NOTE

Due to the size and nature of Valeri Tables, the Freight Program does not apply to this product. Please contact Customer Experience for a quote.

SPECIFICATIONS REQUIRED TO CREATE THE PRODUCT CODE

- Model
- Top Surface
- Base Finish

V	S	T	-	F	G	-	S	S
MODEL				TOP SURFACE			BASE FINISH	

MODEL

Valeri Square Table (VST)

TOP SURFACE

Frosted Glass (FG)

BASE FINISH

Brushed Stainless Steel (SS)

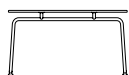




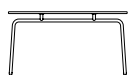
VALERI RECTANGLE TABLE	MODEL		LIST PRICE
frosted glass	VRT-FG	Frosted Glass	\$2053
W 43 D 27.5 H 15			



VALERI RECTANGLE TABLE	MODEL		LIST PRICE
solid surface	VRT-SSA	Solid Surface Grade A	\$2982
W 43 D 27.5 H 15			



VALERI SQUARE TABLE	MODEL		LIST PRICE
frosted glass	VST-FG	Frosted Glass	\$1526
W 27.5 D 27.5 H 15			



VALERI SQUARE TABLE	MODEL		LIST PRICE
solid surface	VST-SSA	Solid Surface Grade A	\$2349
W 27.5 D 27.5 H 15			

TO SPECIFY: Please refer to pages 3–4 for complete specifying information.
Specify all products by their product code.



freshcoast

price list

pricing effective 03/01/16

freshcoast price list

- + terms and conditions: table of contents 1
- + terms and conditions, ordering information. 2–6
- + freight program 7
- + chair and table size combination guide 8
- + shell art index 9–10

ordering information

All orders must be submitted in writing by e-mail to:
order@freshcoastfurniture.com

Specify each item by its product code and the corresponding model description, finish, upholstery and options offered in the price list. If the customer's current product order must match a previous order, freshcoast must be notified. A sample product from the original order must be submitted at the expense of the customer to assure uniformity of finish and construction. Orders with missing or incorrect information such as model, finish, color, pricing, etc. will be scheduled upon receipt of correct and complete information.

freshcoast products are specified for and installed in a variety of end user applications. It is the responsibility of the purchasing party to understand the end user's intent and purchase products appropriate for that application. freshcoast takes no responsibility for incorrect specifications. Acceptance and fulfillment of any purchase order does not imply that the product is suitable for a certain application. freshcoast will only warranty products that have been installed in applications for which they were designed.

If multiple delivery schedules are required, the customer must submit separate purchase orders for each delivery date.

acknowledgment

Orders are only accepted by issuance of our formal acknowledgment. It is the purchaser's responsibility to check acknowledgments and invoices for accuracy. If there is any discrepancy, the customer must notify freshcoast within 72 hours. Failure to notify freshcoast within this time period will constitute acceptance of the order as acknowledged, and our acknowledgment is final and binding.

All acknowledgments will contain an estimated ship date. If for some reason the furniture must not ship earlier than the estimated ship date, please specify a "Do not ship before date" in your purchase order. We are not responsible for delays in scheduling or failure to make scheduled ship date due to strikes, lockouts or other labor complications, war, riots, Acts of God, fires, accidents, restraints affecting shipment or credit, reduced supply or excessive cost of fuel or raw material, delays from suppliers, compliance with government regulations or other unforeseen contingencies.

wood finishes

Wood finishes can be light sensitive; therefore, care should be taken to avoid placing chairs in areas exposed to intense natural light. Due to variations common to all wood species, the color and grain characteristics of the finish samples may not exactly match that of the finished product. Custom finishes must meet factory approval and are subject to a \$100.00 minimum net mixing charge. Please allow up to three weeks to prepare the custom wood finish match sample. Orders will not be scheduled or acknowledged until finish material approval is received in writing. Due to limitations of the raw materials and the natural background color of wood, not all colors can be successfully reproduced. The suitability of a color for custom finish matching cannot always be determined beforehand. This is especially true in the case of custom colors submitted on non-wood products. If we are unable to produce a commercial match to your custom color you will be notified at the earliest possible date and no charge will be levied.

laminates

The following are considered to be standard and are usually in stock.

freshcoast tables may be ordered with any laminate recommended for application on horizontal surfaces. For table pricing and lead times using laminates not listed, please contact freshcoast.

FORMICA®

<http://www.formica.com/trade/laminate/swatches/>
or call 800.367.6422

Select solid colors, wood grains or patterns
Select number/name
Select standard finishes
Laminates with -58 (matte finish) are standard

WILSONART®

<http://www.wilsonartcontract.com/pattern-availability/>
or call 800.433.3222

Select laminate finish,
Select Leland standard finish -38 (fine velvet texture) or -60 (matte)

NEVAMAR®

http://www.nevamar.com/nevamar/pages_nevamar/nevamar_colors.html
or call 800.638.4380

Select solids, woodgrains or abstracts
Order standard finish N (suede)

PIONITE®

http://www.pionite.com/pionite/pages_pionite/pionite_colors.html
or call 800.746.6483

Select colors
Order standard finish N (suede)

customer's own material (com)

freshcoast reserves the right of preliminary approval of all COM, prior to order acceptance. Even after such preliminary approval, freshcoast reserves the right to reject COM if, upon physical inspection of the COM, it proves unacceptable for use on freshcoast products. When this occurs, the customer will be notified in writing with an explanation of the problem. A written release from the customer will be required for the order to be processed.

freshcoast cannot assume responsibility for durability, appearance or other qualities of customer's own material on the finished product and does not give any warranty with respect to COM. At freshcoast's discretion, additional yardage, labor charges, or handling surcharges may be required as a condition of COM acceptance. COM delivered to freshcoast without proper identification may be refused, and freshcoast shall have no responsibility for loss or any other claims. Excess fabric will not be returned unless specifically requested in writing.

Please contact freshcoast for yardage requirements on all COM fabrics which are patterned or narrower than 54 inches wide. Orders using COM will be rescheduled if the COM has not been received two (2) weeks prior to the original ship date. Every effort will be made to avoid a delay and to complete your order within the standard lead time.

All shipments of COM to freshcoast must be sent prepaid.
COM should be sent to:

freshcoast
5695 Eagle Drive SE
Grand Rapids, Michigan 49512

COM packages must include the following information:

- + Name of customer
- + Purchase order number to which the material is to be applied and freshcoast Sales Order, if known.

Purchase orders specifying COM must include the following:

- + Indicate which side of the fabric is to be exposed (manufacturer's implied face will be used if no side is indicated by the customer).
- + If fabric is a stripe or pattern, specify vertical or horizontal upholstered application. (fabric will be applied off the bolt if no direction is indicated by the customer).
- + COM suppliers' name, fabric number and quantities of pieces to which the material is to be applied.

california technical bulletin 133

TB 133 is a full scale fire performance test of complete articles of seating furniture. Some Fresh Coast products in combination with a variety of upholstery fabrics have been tested and are in compliance with TB 133. Test documentation is available upon request. If you wish to specify freshcoast products that have not been tested for compliance with TB 133 please consult freshcoast for TB 133 testing cost information.

In order for freshcoast products to comply with TB 133 the foam must be protected with a fire-blocker or a special fire retardant foam must be used. For those products that must comply with TB 133 there will be a net charge for fire blocker laminating or fire retardant foam. Please contact freshcoast for a CAL 133 quotation on all seating.

Since TB 133 tests furniture and not components there are no TB 133 approved fabrics. Fabrics comprised solely or in any combination of the following fibers are more likely to be suitable components for chairs that must comply with TB 133:

Acrylic	Nylon
Vinyl	Animal Hairs
Polyester	Virgin Wool
Cordura	Rayon
Viscose	Cotton
SEF Modacrylic	Modacrylic
Leather	Silk
Worsted Wool	Wool
Spun Nylon	Mohair Trevira

prices

All prices are list prices F.O.B. our factory in Grand Rapids, Michigan 49512. Our pricing includes packing and corrugated cartoning for common carrier shipments. List prices do not include freight, storage, taxes or additional packaging for certain carriers and are subject to change without notice.

We reserve the right to change quotation prices prior to acceptance by the buyer. Quotation prices must be accepted within 30 days or re-submitted for dating and approval. Pricing on orders specifying shipment 90 days or more after the formal date of acknowledgment will be based on pricing prevailing at time of shipment.

resale rights

freshcoast reserves the right to reject any order placed by any customer for any reason, irrespective of whether orders have been previously accepted from such customer, without incurring liability to such customer. No customer shall have a continuing right to buy products from the company except pursuant to a formal dealer agreement or other written agreement covering future supply executed by the company and the reseller. Distribution of the price list or catalog does not itself constitute an offer to sell.

credit and payment terms

An open account may be established for new customers. One bank and three trade references will be require and must be e-mailed to the freshcoast accounting department. Credit will be established upon review and approval of your application.

Allow up to four weeks delay for credit approval. To avoid this delay orders on new accounts must be accompanied by a 50% deposit.

If credit is approved by the time the order is ready for shipment, the balance must be paid within terms. Accounts that are inactive for a twelve month period will automatically be closed and are subject to the above conditions for new accounts. freshcoast may change or cancel credit at its discretion and may request advance payment at any time.

Upon establishment of an open account, terms are "Net 15 Days" after date of invoice with a credit limit established on a per customer basis. 1 ½ % per month service charge will be added to all past due accounts. Orders will not be processed for past due accounts until the amount due, including any service charge, is paid in full. All custom orders will require a down payment of 50% and will not be scheduled for production until the full down payment is received.

freshcoast reserves the right to revoke the terms of any customer at any time for any reason.

changes and cancellations

Orders are not subject to change or cancellation without factory approval. freshcoast will make every reasonable effort to stop production scheduling, shipment, etc., upon receipt of written notification of charges, cancellations or deferments stipulated as follows. Approved cancellations, changes, and delivery date extensions may be subject to charges.

order changes

Order changes received prior to production will be charged \$100 net to cover administrative costs. Orders received after production has started, involving only an increase in quantity, will not be assessed a charge. Orders for special finishes are not subject to change after work has been started. Orders for upholstered chairs may not be changed after upholstery cover has been cut. The customer will receive the goods as ordered and be liable for amount due.

cancellations

Cancellations received prior to production will be assessed a \$100 net cancellation charge. Cancellations received after production has been started will be assessed the total accumulated cost of the project plus a \$100 net cancellation charge.

deferred shipments

If the order is complete in the production cycle, charges well be assessed from the completion date in accordance with policy for "Storage by the Manufacturer."

storage by the manufacturer

If the customer cannot accept delivery when merchandise is ready, per acknowledged ship date according to the terms of our acknowledgment, we reserve the right to transfer goods to storage at the customer's expense, and the order will be invoiced at the time of storage. Payment of this invoice will be due on the original terms given to the customer. Storage charges and freight charges for delivery will be invoiced separately upon release of the merchandise from storage and will be due upon receipt of the invoice. Orders put into storage require payment in full and all incurred storage charges must be paid prior to the order being shipped.

shipping

We will ship in accordance with the customer's written instructions. If customer omits specific shipping instructions, we will ship in the manner that we consider to be the best way. All shipments are sent F.O.B. Grand Rapids, Michigan 49512. Fresh Coast's liability ends when received by the carrier at freshcoast's dock. Title of the goods and risk of loss transfers to the buyer at that time. Freight shall be paid by the buyer unless otherwise acknowledged in writing by freshcoast. We make every effort to ship orders complete and on schedule. We reserve the right to make partial shipments as merchandise is ready. Failure to deliver all the merchandise at one time does not relieve the customer of the obligation to accept and pay for merchandise received.

damage claims

All freshcoast products are thoroughly inspected prior to shipment from our factory and packed to comply with carrier requirements. Customers must carefully inspect all items upon arrival and note any damage on the delivery receipt. Phrasing such as “Subject to Inspection” does not constitute a note of damage and will not be accepted as grounds for honoring a freight claim. A written claim must be filed within 15 days of receipt with the carrier if any obvious or subsequent concealed damage is discovered and still does not guarantee the honoring of any freight claim. Caution: When a clear receipt is obtained by a carrier, freshcoast, nor the carrier, are no longer responsible for damages or shortages. Processing claims for damage and shortages are the responsibility of the buyer unless otherwise specified in writing by freshcoast. At no time can claims be deducted from our invoices.

storage by owner

Due to the inherent nature of wood products, we cannot guarantee any product stored or set in place in an environment where temperature and humidity are not controlled. Temperatures must be maintained within a range of 50°-80° F (10°-27° C); the relative humidity must be maintained between 25% and 40%. These conditions are also recommended for human health standards.

product discrepancy

Errors in products including color, size, other variations, or missing components must be reported to freshcoast within thirty (30) days of delivery. Failure by the purchaser to report any product inaccuracies within thirty (30) days of delivery shall constitute acceptance of the product.

miscellaneous

All costs for furniture installation, removal from service and reinstallation due to damage claims, partial shipments, shipping errors or warranty claims is the responsibility of the customer. freshcoast will not be liable for costs associated with any of the above conditions.

All sizes and weights are considered to be approximate. freshcoast reserves the right to make changes in design and construction or discontinue products without notice. Due to conditions beyond our control all wood products, fabrics and vinyls are subject to variations in color, texture and grain.

Price list specifications supersede all other specifications whether verbal or written, and may not be altered without the written consent of an officer of freshcoast. All clerical errors on any agreement, publication, correspondence, price list, or product literature pieces are subject to correction at any time.

maintenance

Since chairs and tables are installed and used under a variety of conditions, users must make inspections no less than every six months to look for damage or signs of structural fatigue incurred in daily handling, use and abuse. Examinations must include welds, machine screw assemblies and the shell to base fasteners. If problems are discovered that could compromise the structural safety of a chair, it should be immediately removed from service and freshcoast should be notified. Coats and other articles should not be hung on the back of chairs. This practice may cause chairs to be unstable. Chairs are not designed to be placed seat down on table surfaces. Chairs stored in this manner are unstable. The shock of chairs falling from table tops may compromise the structural integrity of the shell/base attachment.

warranty

All merchandise is manufactured in accordance with our high industrial and design standards and is warranted to be free from defects of material and workmanship for a period of (5) five years from the date of delivery or placement in storage. This warranty covers goods under normal use and is in service under conditions for which the merchandise is designed. Fresh Coast considers normal use to be (5) five days per week (8) eight hours per day. Extended use (multiple shifts, 24 hour facilities, etc) will reduce this warranty to (2) two years. We offer no warranty on chair upholstery materials, plastic laminate table surfaces and operating components other than those expressed by the manufacturer of those components.

Our obligation during this warranty period is limited to repair or replacement at our option. This warranty becomes null and void on any goods repaired or altered by any person not so authorized by freshcoast or any merchandise which has been subject to misuse, improper storage, including placing chairs seat down on tables, negligence, or accident. We make no other warranties either expressed or implied as to any matter whatsoever, including without limitation, the condition of the merchandise, its merchantability, or its fitness for any particular user or purpose.

All claims will be processed by the Customer Experience Department. All returns must be authorized in writing. Merchandise authorized for return and subsequent repair or replacement merchandise shall be removed from service. All shipping, packaging, and installation charges shall be at the expense of the customer. Since furniture is installed and used under a variety of conditions, users are required to make inspections every six months to look for damage or signs of structural fatigue incurred in daily handling, use, or abuse. Inspections must include, but are not limited to, the tightening of bolts and fasteners, and the lubrication of mechanisms. Failure to properly maintain freshcoast products will void this warranty.

freshcoast will not be liable for loss of time, inconvenience, commercial loss, or incidental or consequential damages that may result from a warranty claim.



overview

Th freshcoast Freight Program is offered to all customers for convenient and competitive freight prices in the continental United States.

Customers still reserve the option to request a custom freight quote for all orders by contacting freshcoast . Please allow a 24-hour turn around for all custom freight quotes.

Zone 1 (4%)	Zone 2 (5%), cont.	Zone 3 (6%)	Zone 4 (7%)
Indiana	Maryland	Arkansas	Arizona
Illinois	Massachusetts	Iowa	California
Michigan	New Hampshire	Kansas	Colorado
Ohio	New Jersey	Louisiana	Idaho
	New York	Minnesota	Montana
Zone 2 (5%)	North Carolina	Mississippi	Nevada
Alabama	Pennsylvania	Missouri	Oregon
Connecticut	Rhode Island	Nebraska	Utah
Delaware	South Carolina	New Mexico	Washington
Florida	Tennessee	North Da-	
Georgia	Vermont	kota	
Kentucky	Virginia	Oklahoma	
Maine	Washington D.C.	South Dakota	
	West Virginia		

how it works

- + Determine the LIST value of your order.
- + Determine the zone to which the freight will be shipping (Zones 1-4)
- + Calculate your freight charges by multiplying the list price and applicable zone charges (e.g.: \$10,000 LIST order shipping to Arizona is $\$10,000 \times 0.07 = \700 NET freight).
- + Verify that your calculated charges include applicable minimums.
- + Note on your PO "Freight determined by freshcoast Freight Program".

minimum charges

- + A \$185 minimum is applied to chairs and tables.


remember

- + Freight percentages are based on LIST price of order.
- + Orders of \$40,000 LIST or more require a custom freight quote, please contact freshcoast Customer Service.
- + The freshcoast Freight Program is based on dockside delivery only, Call Before Delivery (\$30 NET), Residential Delivery, Inside Delivery, etc. will incur additional charges; please contact freshcoast for current prices.
- + Freight is FOB Grand Rapids, MI 49512; the receiving company is responsible for noting any damage at the time of delivery on the Delivery Receipt. freshcoast assumes no responsibility for freight damage, either noted on delivery receipt or concealed.
- + As fuel prices fluctuate, freshcoast reserves the right to add necessary fuel surcharges. This will be updated at freshcoastfurniture.com

recommended chair height and table combination


Size pairings are based on the seat height of the chair.
Table heights are paired with seating as ergonomically appropriate.

These suggestions are based on international averages for child size by age and are considered to be approximate only.




ages 4–9

12" seat height
20" table height




ages 7–12

14" seat height




ages 10–15

16" seat height



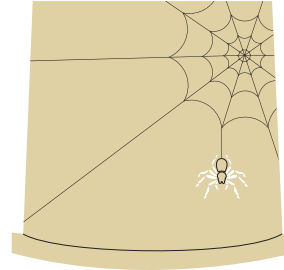
adult

18" seat height




eve creatures

A CNC laser is used to cut a chair shell forming a three dimensional image on the chair back. Often, one side of the chair will show the creatures front side characteristics (such as eyes and nose) and the opposite side will show the creatures backside characteristics (such as a tail). Laser engraving and laser cutting is typically combined to create the different characteristics of the eve creature. See page EV3




laser engraving

A CNC laser is used to make an engraving that penetrates the surface of the chair shell. The shell may be engraved on either or both sides.



laser cutout

A CNC laser is used to cut through the back of the shell, forming an opening. This space creates an image that is visible from both sides of the chair shell.



custom

You dream it, we can do it.

freshcoast shell art collections

Please refer to the freshcoast children’s brochure for details on scale and placement of shell art. If no shell art is desired, use code F999.

swamp things
grade 1



snake
F001



lizard
F002



tree frog
F003



turtle
F004

safari
grade 1



rhinoceros
F005



elephant
F006



lioness
F007



ostrich
F008



giraffe
F009

petroglyphs
grade 1



ram
F010



antelope
F011



deer
F012



caribou
F013



horse
F014

birds
grade 2



hummingbird
F015



owl
F016



woodpecker
F017



dove
F018

celestial
grade 1 & 2



moon
F019



sun
F020



star
F021



saturn
F022



shooting star
F023



moon among stars
F024

Original artwork is property of freshcoast Inc. All rights reserved. No part of this artwork may be reproduced or transmitted in any form or by any electronic means, including photocopying, or by any information or retrieval system, without written permission from the President or Director of freshcoast, Inc.

freshcoast shell art collections, continued

Please refer to the freshcoast children's brochure for details on scale and placement of shell art. If no shell art is desired, use code F999.

sea life
grade 1 & 2

description
code



crab
F025



seahorse
F026



fish



starfish
F028

animal tracks
grade 2

description
code



duck tracks
F029



heron tracks
F030



fox tracks
F031



raccoon tracks
F032



deer tracks
F033

shapes
grade 1

description
code



circle
F034



square
F035



triangle
F036



rectangle
F037

dinosaurs
grade 1

description
code



tyrannosaurus
F038



triceratops
F039



diplodocus
F040



pterodactyl
F041



stegosaurus
F042

insects
grade 1 & 2

description
code



dragonfly
F043



spider
F044



ants
F045



butterflies
F046

beach stones

2016 price list
pricing effective 03/01/16



beach stones price list

- + beach stones: table of contents.BS2
- + beach stones specification informationBS3
- + beach stones specification exampleBS4
- + beach stones for children.BS5
- + beach stones for adultsBS7
- + beach stone tablesBS9

model

DESCRIPTION	CODE
Beach Stone A	BSA
Beach Stone B	BSB
Beach Stone B with wood back	BSBW
Beach Stone C	BSC
Beach Stone C with wood back	BSCW
Beach Stone D	BSD
Wood back is only offered on B and C benches.	
Beach Stone E	BSE
Beach Stone F	BSF
Beach Stone G	BSG
Beach Stone H	BSH
Beach Stone I	BSI
Beach Stone J	BSJ
Beach Stone K	BSK
Beach Stone L	BSL

back finish (wood back only)

FRESHCOAST COLORS I		FRESHCOAST COLORS II	
DESCRIPTION	CODE	DESCRIPTION	CODE
natural	11	graphite	25
medium	13	zinnia	71
neutral	15	gourd	72
medium cherry	17	citrus	73
classic mahogany	21	concord	74
copper	22	sky	75
espresso	23	lagoon	76
white wash	27	canopy	77
transparent black	29	aegean	78
marigold	51	sea grass	79
pomegranate	53	sherbet	80
cobalt	55	nocturne	81
moss	57	cactus	82
cranberry	61	scarlet	83
peacock	62	terra	84
strawberry	63	deep black	56
sunflower	64	custom finish	01
lime	65		

shell art (wood back only)

Due to thickness of the wood back, only shell art listed below is available. When viewed from the front, all shell art will be placed on the upper left area of back.

DESCRIPTION	CODE	DESCRIPTION	CODE
moon	F019	circle	F034
sun	F020	square	F035
star	F021	triangle	F036

upholstery selection

All upholstery is Customer's Own Material (COM). Due to the design of this product, it is required that all non pre-approved textiles be tested for compatibility. Untested textiles will not be accepted. Contact freshcoast for yardage requirements on textiles with repeats.

base finish

Black textured finish.

table top finish

SOLID SURFACE	
DESCRIPTION	CODE
Black Corian®	CB
White Corian®	CW
Grey Corian®	CG
GLASS	
DESCRIPTION	CODE
Underpainted Glass	UG

SPECIFICATIONS REQUIRED TO CREATE THE PRODUCT CODE

- + Model
- + Wood Back Finish (when applicable)
- + Wood Back Shell Art (when applicable)
- + Table Top Finish (when applicable)

B	S	B	W	-	1	1	-	F	0	3	4	-				
MODEL				BACK FINISH (WHEN APPLICABLE)				SHELL ART (WHEN APPLICABLE)				TABLE TOP FINISH (WHEN APPLICABLE)				

model

Beach Stone B with wood back (BSBW)

back finish

Natural (11)

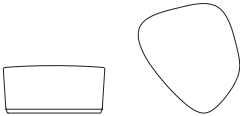
shell art

Shapes, Circle (F034)

table top finish

when applicable





beach stone A

model

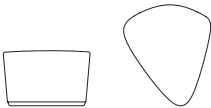
no back
list price

fully upholstered
W 26.75 D 28.75 H 12.5

BSA

\$688

COM yardage: 1.5 yds.
Contact freshcoast customer experience for COL requirements, textile testing requirements and yardage requirements for textiles with repeats.



beach stone B

model

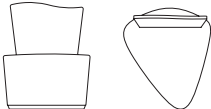
no back
list price

fully upholstered
W 23 D 26.5 H 14.5

BSB

\$723

COM yardage: 1.5 yds.
Contact freshcoast customer experience for COL requirements, textile testing requirements and yardage requirements for textiles with repeats.



beach stone B

model

plain back
list price

shell art
list price

wood back,
fully upholstered
W 23 D 26.5 H 28.25 SH 14.5

BSBW

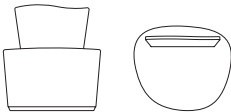
\$905

942

COM yardage: 1.5 yds.
Contact freshcoast customer experience for COL requirements, textile testing requirements and yardage requirements for textiles with repeats.



beach stone C	model	no back list price	
fully upholstered	BSC	\$739	
W 25.5 D 22.25 H 16.5		COM yardage: 1.5 yds. Contact freshcoast customer experience for COL requirements, textile testing requirements and yardage requirements for textiles with repeats.	



beach stone C	model	plain back list price	shell art list price
wood back, fully upholstered	BSCW	\$921	958
W 25.5 D 22.25 H 27.75 SH 16.5		COM yardage: 1.5 yds. Contact freshcoast customer experience for COL requirements, textile testing requirements and yardage requirements for textiles with repeats.	



beach stone D	model	no back list price	
fully upholstered	BSD	\$764	
W 38 D 24.75 H 24.5		COM yardage: 3 yds. Contact freshcoast customer experience for COL requirements, textile testing requirements and yardage requirements for textiles with repeats.	



beach stone E	model	list price
fully upholstered	BSE	\$1,098
W 32 D 24 H 25 SH 18		

COM yardage: 3 yds.

Contact freshcoast customer experience for COL requirements, textile testing requirements and yardage requirements for textiles with repeats.



beach stone F	model	list price
fully upholstered	BSF	\$1,079
W 32 D 24 H 26 SH 18		

COM yardage: 3 yds.

Contact freshcoast customer experience for COL requirements, textile testing requirements and yardage requirements for textiles with repeats.



beach stone G	model	list price
fully upholstered	BSG	\$1,093
W 32 D 24 H 31 SH 18		

COM yardage: 3 yds.

Contact freshcoast customer experience for COL requirements, textile testing requirements and yardage requirements for textiles with repeats.



beach stone H		model	list price
fully upholstered		BSH	\$728
W 48 D 18 H 18			

COM yardage: 3 yds.

Contact freshcoast customer experience for COL requirements, textile testing requirements and yardage requirements for textiles with repeats.



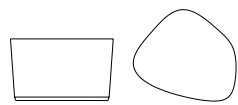
beach stone I		model	list price
fully upholstered		BSI	\$656
W 33 D 22 H 18			

COM yardage: 2 yds.

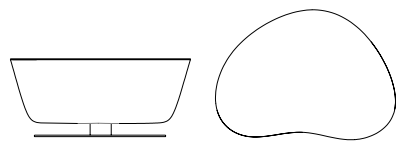
Contact freshcoast customer experience for COL requirements, textile testing requirements and yardage requirements for textiles with repeats.



beach stone J	model	list price
upholstered w/ solid surface top W 17 D 13 H 22	BSJ	\$765
COM yardage: 1 yd. Contact freshcoast customer experience for COL requirements, textile testing requirements and yardage requirements for textiles with repeats.		



beach stone K	model	list price
upholstered w/ solid surface top W 30 D 27 H 18	BSK	\$765
COM yardage: 2 yds. Contact freshcoast customer experience for COL requirements, textile testing requirements and yardage requirements for textiles with repeats.		



beach stone L	model	list price
upholstered w/ solid surface or glass top W 47 D 34 H 20	BSL	solid surface top \$2,396 underpainted glass top \$2,614
COM yardage: 3 yds. Contact freshcoast customer experience for COL requirements, textile testing requirements and yardage requirements for textiles with repeats.		

crystal chair

2016 price list
pricing effective 03/01/16



crystal chair price list

- + crystal chair: table of contents CY2
- + crystal chair specification information CY3
- + crystal chair specification example CY4
- + crystal chairs CY5

model

DESCRIPTION	CODE
Crystal children’s chair	CYC
Crystal children’s chair, upholstered seat pad	CYCU

shell style

DESCRIPTION	CODE	DESCRIPTION	CODE
Curve	C	Bow	B
			

seat height

DESCRIPTION	CODE
12 inch seat height	SH12
14 inch seat height	SH14
16 inch seat height	SH16
13–16 inch seat height (task base)	HATB
Black five star task base on hard casters is height adjustable with tilt.	

shell finish

FRESHCOAST COLORS I		FRESHCOAST COLORS II	
DESCRIPTION	CODE	DESCRIPTION	CODE
natural	11	graphite	25
medium	13	zinnia	71
neutral	15	gourd	72
medium cherry	17	citrus	73
classic mahogany	21	concord	74
copper	22	sky	75
espresso	23	lagoon	76
white wash	27	canopy	77
transparent black	29	aegean	78
marigold	51	sea grass	79
pomegranate	53	sherbet	80
cobalt	55	nocturne	81
moss	57	cactus	82
cranberry	61	scarlet	83
peacock	62	terra	84
strawberry	63	deep black	56
sunflower	64	custom finish	01
lime	65		

shell art

Select shell art code from the shell art index on pages 9 & 10.

base finish

WOOD

Select from freshcoast Colors I & II.

TASK

DESCRIPTION	CODE
black	B

upholstered seat pad

Upholstery is Customer’s Own Material (COM) requiring ½ yd. per chair.
Contact freshcoast customer experience for COL requirements, textile testing requirements and yardage requirements for textiles with repeats.

SPECIFICATIONS REQUIRED TO CREATE THE PRODUCT CODE

- + Model
- + Shell Style
- + Seat Height
- + Shell Finish
- + Shell Art (when applicable)
- + Base Finish



MODEL

Crystal children’s chair (CYC)

SHELL STYLE

Bow (B)

SEAT HEIGHT

14 inch seat height (SH14)

SHELL FINISH

Medium (13)

SHELL ART

When applicable

BASE FINISH

Deep Black (56)





crystal side chair

model

plain shell
list price

shell art
grade 1
list price

shell art
grade 2
list price

12 inch seat height

curved plywood base

W 16.25 D 16.25 H 24

CYC

wood face

\$515

552

581

CYCU

wood face with upholstered seat pad

\$625

662

691

COM yardage: ½ yd. Contact freshcoast for yardage requirements on textiles with repeats.

14 inch seat height

curved plywood base

W 16.5 D 16.5 H 26

CYC

wood face

\$558

595

624

CYCU

wood face with upholstered seat pad

\$669

705

734

COM yardage: ½ yd. Contact freshcoast for yardage requirements on textiles with repeats.

16 inch seat height

curved plywood base

W 16.75 D 16.75 H 28

CYC

wood face

\$602

638

667

CYCU

wood face with upholstered seat pad

\$712

748

778

COM yardage: ½ yd. Contact freshcoast for yardage requirements on textiles with repeats.



curve



bow

crystal task chair

model

plain shell
list price

shell art
grade 1
list price

shell art
grade 2
list price

13"–16" adjustable seat height

CYC

wood face

\$592

629

658

W 22 D 22 H 25.5–28.5

CYCU

wood face with upholstered seat pad

\$702

739

768

COM yardage: ½ yd. Contact freshcoast for yardage requirements on textiles with repeats.

crystal table

2016 price list
pricing effective 03/01/16



crystal table price list

- + crystal table: table of contents. CYT2
- + crystal table specification information. CYT3
- + crystal table specification example CYT4
- + crystal table CYT5

model

DESCRIPTION	CODE
Crystal children’s table	CYT

table height

DESCRIPTION	CODE
20 inch table height	20H
22 inch table height	22H
25 inch table height	25H

base finish

Select from freshcoast Colors I & II.

top size

ROUND	CODE	SQUARE	CODE	RECTANGLE	CODE
36 dia	36D	36x36	3636	30x60	3060
42 dia	42D	42x42	4242		
48 dia	48D	48x48	4848		

top surface finish or color

WOOD TOP:

FRESHCOAST COLORS I

DESCRIPTION	CODE
natural	11
medium	13
neutral	15
medium cherry	17
classic mahogany	21
copper	22
espresso	23
white wash	27
transparent black	29
marigold	51
pomegranate	53
cobalt	55
moss	57
cranberry	61
peacock	62
strawberry	63
sunflower	64
lime	65

FRESHCOAST COLORS II

DESCRIPTION	CODE
graphite	25
zinnia	71
gourd	72
citrus	73
concord	74
sky	75
lagoon	76
canopy	77
aegean	78
sea grass	79
sherbet	80
nocturne	81
cactus	82
scarlet	83
terra	84
deep black	56
custom finish	01

top surface finish or color, cont.

LAMINATE TOP:

DESCRIPTION	CODE
-------------	------

Identify manufacturer, laminate code, & color

L

Please refer to the freshcoast Terms and Conditions for a listing of standard laminates. For table pricing in laminates not listed, please contact freshcoast for a quotation.

edge type

SOFT VINYL EDGE:

DESCRIPTION	CODE
-------------	------

1 3/16" flat PVC

V2



WOOD EDGE:

DESCRIPTION	CODE
-------------	------

1" flat plywood

W2



edge finish or color

SOFT VINYL EDGE:

DESCRIPTION	CODE
-------------	------

black

B

white

W

gray

G

WOOD EDGE:

Select from freshcoast Colors I & II.

Wood top with wood edge must be specified in the same finish.

Laminate top with wood edge may be specified in any freshcoast finish.

SPECIFICATIONS REQUIRED TO CREATE THE PRODUCT CODE

- + Model
- + Table Height
- + Base Finish
- + Top Size
- + Top Surface Finish or Color
- + Edge Type
- + Edge Finish or Color

C	Y	T	-	2	5	H	-	1	1	-	3	6	3	6	-	L	-	W	2	-	1	1
MODEL				TABLE HEIGHT				BASE FINISH			TOP SIZE					TOP SURFACE		EDGE TYPE			EDGE FINISH	

MODEL

Crystal children’s table (CYT)

TABLE HEIGHT

25 inch table height (25H)

BASE FINISH

Natural (11)

TOP SIZE

36 X 36 (3636)

TOP SURFACE FINISH OR COLOR

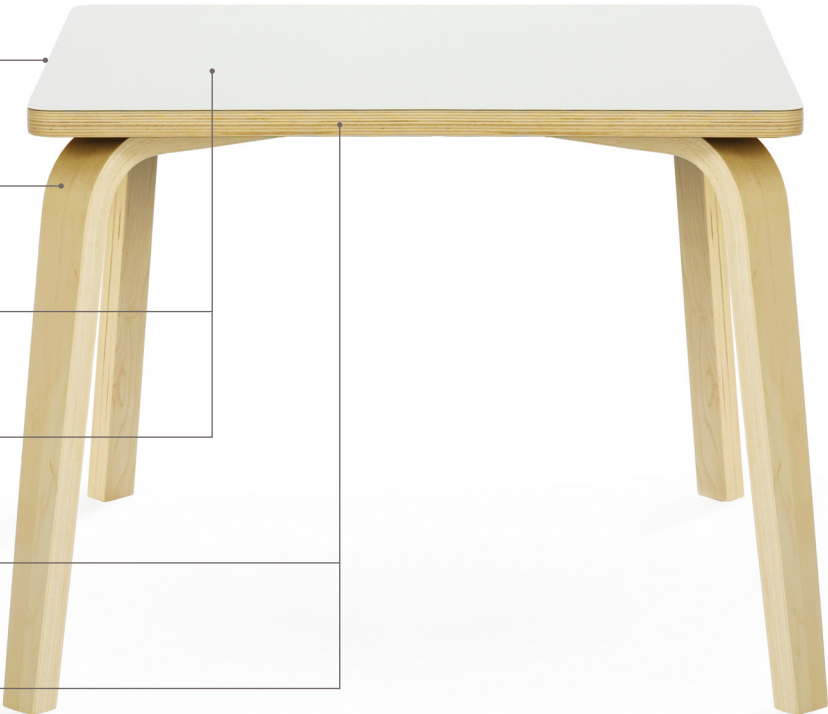
Laminate (L)

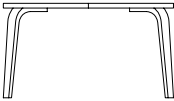
EDGE TYPE

1 inch flat plywood (W2)

EDGE FINISH OR COLOR




Natural (11)



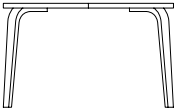


crystal table

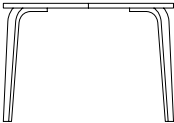
curved plywood base
H 20

- 
round
36 DIA
42 DIA
48 DIA
- 
square
36 x 36
42 x 42
48 x 48
- 
rectangle
30 x 60

model	top size/code	list price/edge codes:	V2	W2
CYT-20H	wood top			
	36 dia — 36D		\$1026	1282
	42 dia — 42D		\$1053	1317
	48 dia — 48D		\$1081	1351
	36 x 36 — 3636		\$1031	1288
	42 x 42 — 4242		\$1058	1323
	48 x 48 — 4848		\$1086	1358
	30 x 60 — 3060		\$1057	1321
	laminata top			
	36 dia — 36D		\$1000	1250
	42 dia — 42D		\$1027	1284
	48 dia — 48D		\$1054	1317
	36 x 36 — 3636		\$1005	1256
	42 x 42 — 4242		\$1032	1290
	48 x 48 — 4848		\$1059	1324
	30 x 60 — 3060		\$1030	1288



crystal table	model	top size/code	list price/edge codes:	V2	W2
curved plywood base H 22	CYT-22H	wood top			
		36 dia — 36D	\$1053	1317	
		42 dia — 42D	\$1081	1351	
		48 dia — 48D	\$1109	1386	
		36 x 36 — 3636	\$1058	1323	
		42 x 42 — 4242	\$1086	1358	
		48 x 48 — 4848	\$1114	1392	
		30 x 60 — 3060	\$1084	1355	
		laminare top			
		36 dia — 36D	\$1027	1284	
<div><div>round</div><div>36 DIA</div><div>42 DIA</div><div>48 DIA</div></div> <div><div>square</div><div>36 x 36</div><div>42 x 42</div><div>48 x 48</div></div> <div><div>rectangle</div><div>30 x 60</div></div>		42 x 42 — 4242	\$1054	1317	
		48 dia — 48D	\$1081	1351	
		36 x 36 — 3636	\$1032	1290	
		42 x 42 — 4242	\$1059	1324	
		48 x 48 — 4848	\$1086	1357	
		30 x 60 — 3060	\$1057	1322	



crystal table

curved plywood base

H 25



round

36 DIA

42 DIA

48 DIA



square

36 x 36

42 x 42

48 x 48



rectangle

30 x 60

model

CYT-25H

top size/code

wood top

36 dia — 36D

42 dia — 42D

48 dia — 48D

36 x 36 — 3636

42 x 42 — 4242

48 x 48 — 4848

30 x 60 — 3060

list price/edge codes:

V2

W2

\$1081

1351

\$1109

1386

\$1136

1420

\$1086

1358

\$1114

1392

\$1141

1427

\$1112

1390

laminated top

36 dia — 36D

42 dia — 42D

48 dia — 48D

36 x 36 — 3636

42 x 42 — 4242

48 x 48 — 4848

30 x 60 — 3060

\$1054

1317

\$1081

1351

\$1108

1385

\$1059

1324

\$1086

1357

\$1113

1391

\$1084

1355

crystal stool

2016 price list
pricing effective 03/01/16



crystal stool price list

- + crystal stool: table of contentsCYS2
- + crystal stool specification information.CYS3
- + crystal stool specification exampleCYS4
- + crystal stoolsCYS5

model

DESCRIPTION	CODE
Crystal stool	CYS

seat height

DESCRIPTION	CODE
12 inch seat height	SH12
14 inch seat height	SH14
16 inch seat height	SH16
18 inch seat height	SH18

base finish

Select from freshcoast Colors I & II.

seat size

ROUND	CODE
18 dia	18D
26 dia	26D
36 dia	36D

seat surface finish or color

WOOD SEAT:

FRESHCOAST COLORS I

DESCRIPTION	CODE
natural	11
medium	13
neutral	15
medium cherry	17
classic mahogany	21
copper	22
espresso	23
white wash	27
transparent black	29
marigold	51
pomegranate	53
cobalt	55
moss	57
cranberry	61
peacock	62
strawberry	63
sunflower	64
lime	65

FRESHCOAST COLORS II

DESCRIPTION	CODE
graphite	25
zinnia	71
gourd	72
citrus	73
concord	74
sky	75
lagoon	76
canopy	77
aegean	78
sea grass	79
sherbet	80
nocturne	81
cactus	82
scarlet	83
terra	84
deep black	56
custom finish	01

top surface finish or color, cont.

UPHOLSTERED SEAT:


DESCRIPTION	CODE
Customer's Own Material	COM

Upholstery is Customer's Own Material (COM). Contact freshcoast for yardage requirements on textiles with repeats.

edge type

SOFT VINYL EDGE:

DESCRIPTION	CODE
1 3/16" flat PVC	V2



WOOD EDGE:

DESCRIPTION	CODE
1" flat plywood	W2



edge finish or color

SOFT VINYL EDGE:

DESCRIPTION	CODE
black	B
white	W
gray	G

WOOD EDGE:

Select from freshcoast Colors I & II.

Wood top with wood edge must be specified in the same finish.

SPECIFICATIONS REQUIRED TO CREATE THE PRODUCT CODE

- + Model
- + Seat Height
- + Base Finish
- + Seat Size
- + Top Surface Finish or Color
- + Edge Type (when applicable)
- + Edge Finish or Color (when applicable)

C	Y	S	-	S	H	1	6	-	1	1	-	3	6	D	-	6	5	:	:	:	-	W	2	:	:	:	-	6	5	:	:	:
MODEL				SEAT HEIGHT					BASE FINISH			SEAT SIZE				TOP SURFACE FINISH OR COLOR						EDGE TYPE (WHEN				EDGE FINISH OR COLOR						

MODEL

Crystal stool (CYS)

SEAT HEIGHT

16 inch seat height (SH16)

BASE FINISH

Natural (11)

SEAT SIZE

36 dia (36D)

TOP SURFACE FINISH OR COLOR

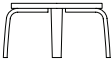
Lime (65)

EDGE TYPE

1 inch flat plywood (W2)

EDGE FINISH OR COLOR





crystal stool

	model	seat size/code	list price/edge codes:	COM	V2	W2
curved plywood base	CYS-SH12	wood seat				
H 12		18 dia — 18D		x	\$512	640
		26 dia — 26D		x	\$581	727
		36 dia — 36D		x	\$668	835
		upholstered seat				
		18 dia — 18D		\$678	x	x
		26 dia — 26D		\$765	x	x
		36 dia — 36D		\$873	x	x
		COM yardage: 18 dia: ¾ yd, 26 dia: 1 yd, 36 dia 1½ yds Contact freshcoast for yardage requirements on textiles with repeats.				

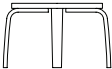


round

18 DIA

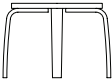
26 DIA

36 DIA



crystal stool

	model	seat size/code	list price/edge codes:	COM	V2	W2
<div>curved plywood base</div> <div>H 14</div> <div><div></div></div> <div>round</div> <div>18 DIA</div> <div>26 DIA</div> <div>36 DIA</div>	CYS-SH14	wood seat				
		18 dia — 18D		x	\$568	710
		26 dia — 26D		x	\$637	796
		36 dia — 36D		x	\$723	904
		upholstered seat				
		18 dia — 18D		\$747	x	x
		26 dia — 26D		\$834	x	x
		36 dia — 36D		\$942	x	x
		COM yardage: 18 dia: ¾ yd, 26 dia: 1 yd, 36 dia 1½ yds Contact freshcoast for yardage requirements on textiles with repeats				



crystal stool

	model	seat size/code	list price/edge codes:	COM	V2	W2
curved plywood base	CYS-SH16	wood seat				
H 16		18 dia — 18D		x	\$609	761
		26 dia — 26D		x	\$678	848
		36 dia — 36D		x	\$765	956
		upholstered seat				
		18 dia — 18D		\$799	x	x
		26 dia — 26D		\$886	x	x
		36 dia — 36D		\$994	x	x



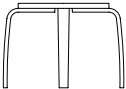
round

18 DIA

26 DIA

36 DIA

COM yardage: 18 dia: ¾ yd, 26 dia: 1 yd, 36 dia 1½ yds
Contact freshcoast for yardage requirements on textiles with repeats..



crystal stool

curved plywood base

H 18



round

18 DIA

26 DIA

36 DIA

model	seat size/code	list price/edge codes:	COM	V2	W2
CYS-SH18	wood seat				
	18 dia — 18D		x	\$630	787
	26 dia — 26D		x	\$699	874
	36 dia — 36D		x	\$785	982
	upholstered seat				
	18 dia — 18D		\$825	x	x
	26 dia — 26D		\$912	x	x
	36 dia — 36D		\$1020	x	x

COM yardage: 18 dia: ¾ yd, 26 dia: 1 yd, 36 dia 1½ yds
Contact freshcoast for yardage requirements on textiles with repeats.

crystal low table

2016 price list
pricing effective 03/01/16



crystal low table price list

- + crystal low table: table of contents CYLT2
- + crystal low table specification information CYLT3
- + crystal low table specification example. CYLT4
- + crystal low tables. CYLT5

model

DESCRIPTION	CODE
Crystal low table	CYLT

low table height

DESCRIPTION	CODE
12 inch low table height	12H
14 inch low table height	14H
16 inch low table height	16H
18 inch low table height	18H

base finish

Select from freshcoast Colors I & II.

top size

ROUND	CODE
26 dia	26D
36 dia	36D
42 dia	42D

top surface finish or color

WOOD TOP:

FRESHCOAST COLORS I

DESCRIPTION	CODE
natural	11
medium	13
neutral	15
medium cherry	17
classic mahogany	21
copper	22
espresso	23
white wash	27
transparent black	29
marigold	51
pomegranate	53
cobalt	55
moss	57
cranberry	61
peacock	62
strawberry	63
sunflower	64
lime	65

FRESHCOAST COLORS II

DESCRIPTION	CODE
graphite	25
zinnia	71
gourd	72
citrus	73
concord	74
sky	75
lagoon	76
canopy	77
aegean	78
sea grass	79
sherbet	80
nocturne	81
cactus	82
scarlet	83
terra	84
deep black	56
custom finish	01

top surface finish or color, cont.

LAMINATE TOP:

DESCRIPTION	CODE
Identify manufacturer, laminate code, & color	L

Please refer to the freshcoast Terms and Conditions for a listing of standard laminates. For low table pricing in laminates not listed, please contact freshcoast for a quotation.

MARKER BOARD TOP:

DESCRIPTION	CODE
White surface for non-permanent dry erase markers.	M

Marker board top with W2 edge has Natural 11 edge finish.

edge type

SOFT VINYL EDGE:

DESCRIPTION	CODE
1 3/16" flat PVC	V2



WOOD EDGE:

DESCRIPTION	CODE
1" flat plywood	W2



edge finish or color

SOFT VINYL EDGE:

DESCRIPTION	CODE
black	B
white	W
gray	G

WOOD EDGE:

Select from freshcoast Colors I & II.

Wood top with wood edge must be specified in the same finish.
Laminate top with wood edge may be specified in any freshcoast finish
Markerboard tops with wood edge have Natural 11 edge finish.

SPECIFICATIONS REQUIRED TO CREATE THE PRODUCT CODE

- + Model
- + Low Table Height
- + Base Finish
- + Top Size
- + Top Surface Finish or Color
- + Edge Type
- + Edge Finish or Color

C	Y	L	T	-	1	6	H	-	1	1	-	3	6	D	-	M	-	W	2	-	1	1
MODEL					SEAT HEIGHT				BASE FINISH			TOP SIZE				TOP SURFACE FINISH		EDGE TYPE			EDGE FINISH	

MODEL

Crystal low table (CYLT)

LOW TABLE HEIGHT

16 inch low table height (16H)

BASE FINISH

Natural (11)

TOP SIZE

36 dia (36D)

TOP SURFACE FINISH OR COLOR

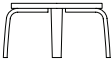
Markerboard (M)

EDGE TYPE

1 inch flat plywood (W2)

EDGE FINISH OR COLOR





crystal low table

curved plywood base

H 12



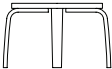
round

26 DIA

36 DIA

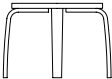
42 DIA

model	top size/code	list price/edge codes:	V2	W2
CYLT-12	wood top			
	26 dia — 26D		\$512	640
	36 dia — 36D		\$581	727
	42 dia — 42D		\$633	792
	laminate top			
	26 dia — 26D		\$495	619
	36 dia — 36D		\$564	705
	42 dia — 42D		\$616	770
	marker board top			
	26 dia — 26D		\$752	940
	36 dia — 36D		\$994	1242
	42 dia — 42D		\$1236	1544



crystal low table

	model	top size/code	list price/edge codes:	V2	W2
<div>curved plywood base</div> <div>H 14</div> <div><div></div></div> <div>round</div> <div>26 DIA</div> <div>36 DIA</div> <div>42 DIA</div>	CYLT-14	wood top			
		26 dia — 26D		\$568	710
		36 dia — 36D		\$637	796
		42 dia — 42D		\$689	861
		laminatE top			
		26 dia — 26D		\$550	688
		36 dia — 36D		\$619	774
		42 dia — 42D		\$671	839
		marker board top			
		26 dia — 26D		\$807	1009
		36 dia — 36D		\$1049	1311
		42 dia — 42D		\$1291	1614



crystal low table

curved plywood base

H 16



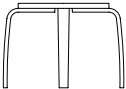
round

26 DIA

36 DIA

42 DIA

model	top size/code	list price/edge codes:	V2	W2
CYLT-16	wood top			
	26 dia — 26D		\$609	761
	36 dia — 36D		\$678	848
	42 dia — 42D		\$730	913
	laminatе top			
	26 dia — 26D		\$592	740
	36 dia — 36D		\$661	826
	42 dia — 42D		\$713	891
	marker board top			
	26 dia — 26D		\$848	1061
	36 dia — 36D		\$1090	1363
	42 dia — 42D		\$1332	1665



crystal low table

curved plywood base

H 18



round

26 DIA

36 DIA

42 DIA

model	top size/code	list price/edge codes:	V2	W2
CYLT-18	wood top			
	26 dia — 26D		\$609	796
	36 dia — 36D		\$678	882
	42 dia — 42D		\$758	947
	laminatE top			
	26 dia — 26D		\$619	774
	36 dia — 36D		\$689	861
	42 dia — 42D		\$740	926
	marker board top			
	26 dia — 26D		\$876	1095
	36 dia — 36D		\$1118	1398
	42 dia — 42D		\$1360	1700



eve chair

2016 price list
pricing effective 03/01/16







eve chair price list

- + eve chair: table of contents EV2
- + eve chair specification information EV3
- + eve chair specification example. EV5
- + eve chairs EV6


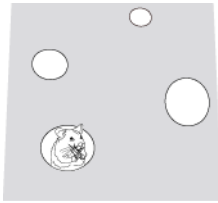




model

DESCRIPTION	CODE
Eve children’s chair	EV
Eve children’s chair, upholstered seat pad	EVU

shell style - wetland creatures

DESCRIPTION	CODE	DESCRIPTION	CODE
	P001		P002
beaver medium (13)		heron aegian (78)	
	P003		P004
turtle lime (65)		frog sea grass (79)	
	P005		P006
duck citrus (73)		trout cactus (82)	

shell style - woodland creatures

DESCRIPTION	CODE	DESCRIPTION	CODE
	P007		P008
bear medium cherry (17)		mouse aegian (78)	
	P009		P010
fox scarlet (83)		raccoon transparent nocturne (85)	
	P011		P012
eagle copper (22)		deer terra (84)	

seat height

DESCRIPTION	CODE
12 inch seat height	SH12
14 inch seat height	SH14
15 inch seat height (wire sled base only)	SH15
16 inch seat height	SH16
13–16 inch seat height (task base only)	HATB

base type

DESCRIPTION	CODE
solid wood	W
4-leg steel	4
wire sled	S
task	T
Black five star task base on hard casters is height adjustable with tilt.	

base finish

WOOD

Wood shell and wood base (excluding creature) is finished in Natural (11). Each creature’s primary finish color is indicated in parenthesis on the previous page. Please note that freshcoast may use additional color to emphasize details and enhance the appearance of the creature.

4-LEG STEEL

DESCRIPTION	CODE
black	B
chardonnay	CD
cool gray	CG
java	JV
matte black	MB
slate	S
sterling	ST
warm gray	WG
white	W

WIRE SLED

DESCRIPTION	CODE
black	B
sterling	ST

TASK

DESCRIPTION	CODE
black	B

upholstered seat pad

Upholstery is Customer’s Own Material (COM) requiring ½ yd. per chair. Contact freshcoast for yardage requirements on textiles with repeats.

SPECIFICATIONS REQUIRED TO CREATE THE PRODUCT CODE

- + Model
- + Shell Style
- + Seat Height
- + Base Type
- + Base Finish

MODEL SHELL STYLE SEAT HEIGHT BASE TYPE BASE FINISH

MODEL

Eve children's chair (EV)

SHELL STYLE

Wetland, Beaver (P001)

SEAT HEIGHT


15 inch seat height (SH15)

BASE TYPE

Wire Sled (S)

BASE FINISH





eve side chair

	model		list price
12 inch seat height	EV	wood base	\$645
wood base	EVU	wood base with upholstered seat pad	\$723
W 15.5 D 16.5 H 23–27*		COM yardage: ½ yd. Contact freshcoast for yardage requirements on textiles with repeats.	
14 inch seat height	EV	wood base	\$683
wood base	EVU	wood base with upholstered seat pad	\$761
W 15.75 D 16.75 H 25–29*		COM yardage: ½ yd. Contact freshcoast for yardage requirements on textiles with repeats.	
16 inch seat height	EV	wood base	\$710
wood base	EVU	wood base with upholstered seat pad	\$788
W 16 D 17 H 27–31*		COM yardage: ½ yd. Contact freshcoast for yardage requirements on textiles with repeats.	

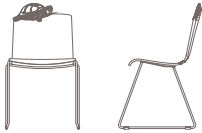
*overall chair height varies based upon the individual eve creature



eve side chair

	model		list price
12 inch seat height	EV	4-leg steel base	\$502
4-leg steel base	EVU	4-leg steel base with upholstered seat pad	\$588
W 16.5 D 18.75 H 23–27*			
COM yardage: ½ yd. Contact freshcoast for yardage requirements on textiles with repeats.			
14 inch seat height	EV	4-leg steel base	\$521
4-leg steel base	EVU	4-leg steel base with upholstered seat pad	\$608
W 16.75 D 19 H 25–29*			
COM yardage: ½ yd. Contact freshcoast for yardage requirements on textiles with repeats.			
16 inch seat height	EV	4-leg steel base	\$548
4-leg steel base	EVU	4-leg steel base with upholstered seat pad	\$634
W 17 D 19.25 H 27–31*			
COM yardage: ½ yd. Contact freshcoast for yardage requirements on textiles with repeats.			

*overall chair height varies based upon the individual eve creature



eve side chair	model		list price
15 inch seat height	EV	black wire sled base	\$591
wire sled base	EVU	black wire sled base with upholstered seat pad	\$678
W 16 D 18.25 H 24–30.25*			
COM yardage: ½ yd. Contact freshcoast for yardage requirements on textiles with repeats.			
*overall chair height varies based upon the individual eve creature	EV	sterling wire sled base	\$617
	EVU	sterling wire sled base with upholstered seat pad	\$703
		COM yardage: ½ yd. Contact freshcoast for yardage requirements on textiles with repeats.	



eve task chair	model		list price
13"–16" adjustable seat height	EV	task base	\$572
height adjustable task base	EVU	task base with upholstered seat pad	\$658
W 22 D 22 H 23–31*			
COM yardage: ½ yd. Contact freshcoast for yardage requirements on textiles with repeats.			

*overall chair height varies based upon the individual eve creature

manitou children's chair

2016 price list
pricing effective 03/01/16



manitou chair price list

- + manitou chair: table of contents MTC2
- + manitou chair specification information MTC3
- + manitou chair specification example MTC5
- + manitou chair, 4 leg base MTC6
- + manitou chair, sled base MTC9
- + manitou chair, task base MTC12

model

DESCRIPTION	CODE
Manitou children’s chair, wood face	MTC
Manitou children’s chair, wood face, upholstered seat pad	MTCU
Manitou children’s chair, fully upholstered	MTFU

seat height

4-LEG STEEL BASE

DESCRIPTION	CODE
12 inch seat height	SH12
14 inch seat height	SH14
16 inch seat height	SH16

WIRE SLED BASE

DESCRIPTION	CODE
15 inch seat height	SH15

TASK BASE

DESCRIPTION	CODE
13–16 inch seat height (task base only)	HATB
Black five star task base on hard casters is height adjustable with tilt.	

base finish

4-LEG STEEL

DESCRIPTION	CODE	DESCRIPTION	CODE
black	B	slate	S
chardonnay	CD	sterling	ST
cool gray	CG	warm gray	WG
java	JV	white	W
matte black	MB		

WIRE SLED













DESCRIPTION	CODE
black	B
sterling	ST

TASK

DESCRIPTION	CODE
black	B

shell style

WOOD SHELL

DESCRIPTION	CODE	DESCRIPTION	CODE
Arch	AH	Bump	BP
			
Dip	DP	Slant	SL
			
Tilt	TT	Wave	WV
			

FULLY UPHOLSTERED SHELL

DESCRIPTION	CODE	DESCRIPTION	CODE
Bump	BP	Dip	DP
			

shell finish or color

FRESHCOAST COLORS I

DESCRIPTION	CODE
natural	11
medium	13
neutral	15
medium cherry	17
classic mahogany	21
copper	22
espresso	23
white wash	27
transparent black	29
marigold	51
pomegranate	53
cobalt	55
moss	57
cranberry	61
peacock	62
strawberry	63
sunflower	64
lime	65

FRESHCOAST COLORS II

DESCRIPTION	CODE
graphite	25
zinnia	71
gourd	72
citrus	73
concord	74
sky	75
lagoon	76
canopy	77
aegean	78
sea grass	79
sherbet	80
nocturne	81
cactus	82
scarlet	83
terra	84
deep black	56
custom finish	01

shell art

Select shell art code from the shell art index on pages 9 & 10.
Shell art is not available on fully upholstered models.

upholstery

All upholstery is Customer's Own Material (COM). Upholstered onlay requires ½ yd. per chair. Fully upholstered models require 1 ½ yds. per chair.
Contact freshcoast for yardage requirements on textiles with repeats.

SPECIFICATIONS REQUIRED TO CREATE THE PRODUCT CODE

- + Model
- + Seat Height
- + Base Finish
- + Shell Style
- + Shell Finish or Color
- + Shell Art (when applicable)

M	T	C								S	H	1	5		B			A	H		5	1		F	0	2	0
MODEL										SEAT HEIGHT					BASE FINISH			SHELL STYLE			SHELL FINISH OR COLOR			SHELL ART (WHEN APPLICABLE)			

MODEL

Manitou children’s chair (MTC)

SEAT HEIGHT

15 inch seat height (SH15)

BASE FINISH

Black (B)

SHELL STYLE

Arch (AH)

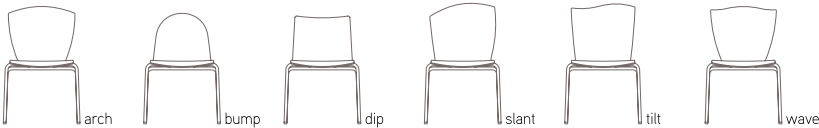
SHELL FINISH OR COLOR

Marigold (51)

SHELL ART

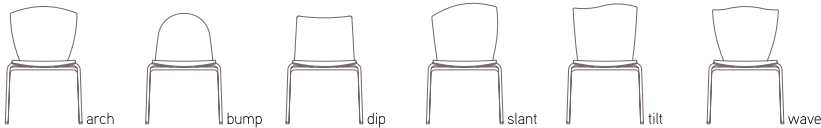
Celestial, Sun (F020)






manitou side chair	model		plain shell list price	shell art grade 1 list price	shell art grade 2 list price
12 inch seat height	MTC-SH12	wood face	\$359	396	461
4-leg steel base	MTCU-SH12	wood face with upholstered seat pad	\$470	506	572
W 16.5 D 18.75 H *		COM yardage: ½ yd. Contact freshcoast for yardage requirements on textiles with repeats.			
14 inch seat height	MTC-SH14	wood face	\$362	398	464
4-leg steel base	MTCU-SH14	wood face with upholstered seat pad	\$472	509	575
W 16.75 D 19 H *		COM yardage: ½ yd. Contact freshcoast for yardage requirements on textiles with repeats.			
16 inch seat height	MTC-SH16	wood face	\$364	401	467
4-leg steel base	MTCU-SH16	wood face with upholstered seat pad	\$474	511	577
W 17 D 19.25 H *		COM yardage: ½ yd. Contact freshcoast for yardage requirements on textiles with repeats.			

*overall chair height varies based upon the individual shell style




manitou view side chair	model		list price
12 inch seat height	MCV-SH12	wood face, graphic back	xxx
4-leg steel base	MCVU-SH12	wood face, graphic back with upholstered seat pad	xxx
W 16.5 D 18.75 H *		COM yardage: ½ yd. Contact freshcoast for yardage requirements on textiles with repeats.	
14 inch seat height	MCV-SH14	wood face, graphic back	xxx
4-leg steel base	MCVU-SH14	wood face, graphic back with upholstered seat pad	xxx
W 16.75 D 19 H *		COM yardage: ½ yd. Contact freshcoast for yardage requirements on textiles with repeats.	
16 inch seat height	MCV-SH16	wood face, graphic back	xxx
4-leg steel base	MCVU-SH16	wood face, graphic back, with upholstered seat pad	xxx
W 17 D 19.25 H *		COM yardage: ½ yd. Contact freshcoast for yardage requirements on textiles with repeats.	

*overall chair height varies based upon the individual shell style



manitou fully upholstered


	model	com list price
12 inch seat height	MTFU-SH12	\$480
4-leg steel base		COM yardage: 1.5 yds.
BUMP W 16.75 D 19 H 23.5		Contact freshcoast for textile testing requirements and yardage requirements for textiles with repeats.
DIP W 16.75 D 19 H 22		
14 inch seat height	MTFU-SH14	\$477
4-leg steel base		COM yardage: 1.5 yds.
BUMP W 16.75 D 19 H 25.5		Contact freshcoast for textile testing requirements and yardage requirements for textiles with repeats.
DIP W 16.75 D 19 H 24		
16 inch seat height	MTFU-SH16	\$484
4-leg steel base		COM yardage: 1.5 yds.
BUMP W 16.75 D 19 H 27.5		Contact freshcoast for textile testing requirements and yardage requirements for textiles with repeats.
DIP W 16.75 D 19 H 26		



manitou side chair

	model		plain shell list price	shell art grade 1 list price	shell art grade 2 list price
15 inch seat height	MTC-SH15	black base, wood face	\$351	388	436
black wire sled base	MTCU-SH15	black base, wood face with upholstered seat pad	\$461	499	527
W 16 D 18.25 H *		COM yardage: ½ yd. Contact freshcoast for yardage requirements on textiles with repeats.			
15 inch seat height	MTC-SH15	sterling base, wood face	\$366	403	451
sterling wire sled base	MTCU-SH15	sterling base, wood face with upholstered seat pad	\$476	514	542
W 16 D 18.25 H *		COM yardage: ½ yd. Contact freshcoast for yardage requirements on textiles with repeats.			

*overall chair height varies based upon the individual shell style



manitou view side chair

	model		list price
15 inch seat height	MCV-SH15	black base, wood face, graphic back	xxx
black wire sled base	MCVU-SH15	black base, wood face, graphic back, with upholstered seat pad	xxx
W 16 D 18.25 H *		COM yardage: ½ yd. Contact freshcoast for yardage requirements on textiles with repeats.	
15 inch seat height	MCV-SH15	sterling base, wood face, graphic back	xxx
sterling wire sled base	MCVU-SH15	sterling base, wood face, graphic back with upholstered seat pad	xxx
W 16 D 18.25 H *		COM yardage: ½ yd. Contact freshcoast for yardage requirements on textiles with repeats.	

*overall chair height varies based upon the individual shell style



manitou fully upholstered

15 inch seat height

wire sled base

BUMP W 16 D 18 H 25.5

DIP W 16 D 17.5 H 24

model

MTFU

black base

sterling base

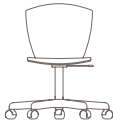
COM yardage: 1.5 yds.

Contact freshcoast for textile testing requirements and yardage requirements for textiles with repeats.

com list price

\$442

\$457



arch



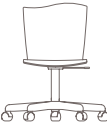
bump



dip



slant



tilt



wave

manitou side chair

model

plain shell
list price

shell art
grade 1
list price

shell art
grade 2
list price

13"–16" adjustable seat height
height adjustable task base

MTC-HATB

task base, wood face

\$391

428

457

MTCU-HATB

task base, wood face, upholstered seat pad

\$502

539

568

W 22 D 22 H *

COM yardage: ½ yd. Contact freshcoast for yardage requirements on textiles with repeats.

*overall chair height varies based
upon the individual shell style



bump



dip

manitou fully upholstered

model

com list price

13"–16" adjustable seat height
height adjustable task base

MTFU-HATB

\$513

BUMP W 22 D 22 H 24.5–27.5

COM yardage: 1.5 yds.

DIP W 22 D 22 H 23–26

Contact freshcoast for textile testing requirements and yardage requirements for textiles with repeats.



manitou table

2016 price list
pricing effective 03/01/16

manitou table price list

- + manitou table: table of contents MCT2
- + manitou table specification information MCT3
- + manitou table specification example MCT4
- + manitou table MCT5

model

DESCRIPTION	CODE
Manitou children's table	MCT

base finish

DESCRIPTION	CODE
black	B
sterling	ST

top size

ROUND	CODE	SQUARE	CODE	RECTANGLE	CODE
36 dia	36D	36x36	3636	30x60	3060
42 dia	42D	42x42	4242		
48 dia	48D	48x48	4848		

top surface finish or color

WOOD TOP:

FRESHCOAST COLORS I

DESCRIPTION	CODE
natural	11
medium	13
neutral	15
medium cherry	17
classic mahogany	21
copper	22
espresso	23
white wash	27
transparent black	29
marigold	51
pomegranate	53
cobalt	55
moss	57
cranberry	61
peacock	62
strawberry	63
sunflower	64
lime	65

FRESHCOAST COLORS II

DESCRIPTION	CODE
graphite	25
zinnia	71
gourd	72
citrus	73
concord	74
sky	75
lagoon	76
canopy	77
aegean	78
sea grass	79
sherbet	80
nocturne	81
cactus	82
scarlet	83
terra	84
deep black	56
custom finish	01

top surface finish or color, cont.

LAMINATE TOP:


DESCRIPTION	CODE
Identify manufacturer, laminate code, & color	L

Please refer to the freshcoast Terms and Conditions for a listing of standard laminates. For table pricing in laminates not listed, please contact freshcoast for a quotation.

edge type

SOFT VINYL EDGE:

DESCRIPTION	CODE
1 3/16" flat PVC	V2



WOOD EDGE:

DESCRIPTION	CODE
1" flat plywood	W2



edge finish or color

SOFT VINYL EDGE:

DESCRIPTION	CODE
black	B
white	W
gray	G

WOOD EDGE:

Select from freshcoast Colors I & II.

Wood top with wood edge must be specified in the same finish.

Laminate top with wood edge may be specified in any freshcoast finish.

SPECIFICATIONS REQUIRED TO CREATE THE PRODUCT CODE

- + Model
- + Base Finish
- + Top Size
- + Top Surface Finish or Color
- + Edge Type
- + Edge Finish or Color

M C T - B _ _ : - 3 6 3 6 : - 7 4 : _ _ _ _ : - W 2 - 7 4 :

MODEL BASE FINISH TOP SIZE TOP SURFACE EDGE TYPE EDGE FINISH

MODEL

Manitou children’s table (MCT)

BASE FINISH

Black (B)

TOP SIZE

36 X 36 (3636)

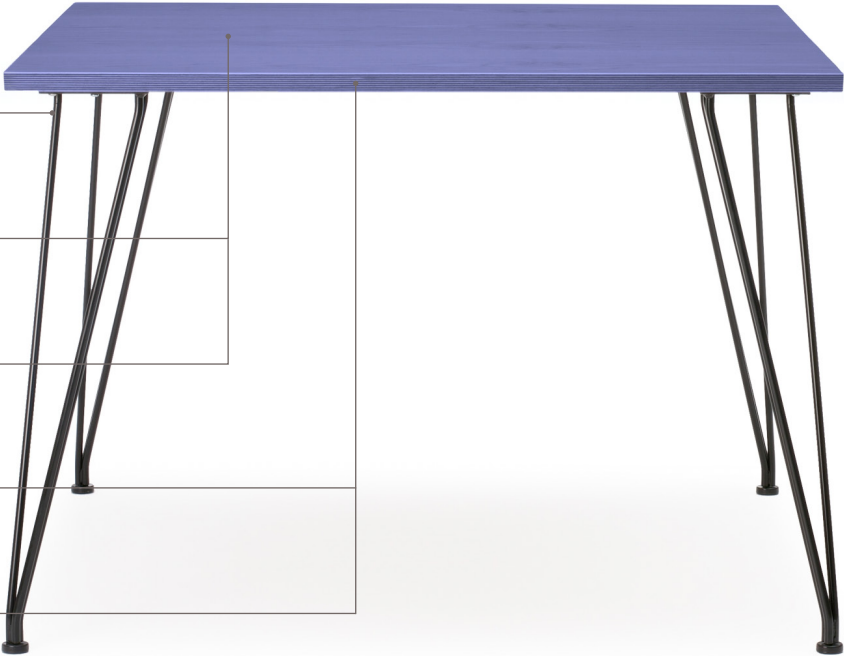
TOP SURFACE FINISH OR COLOR

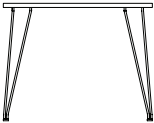
Concord (74)

EDGE TYPE

1 inch flat plywood (W2)

EDGE FINISH OR COLOR





manitou table

4-leg steel base

H 25



round

36 DIA

42 DIA

48 DIA



square

36 x 36

42 x 42

48 x 48



rectangle

30 x 60

model

MCT-B

top size/code

list price/edge codes:

V2

W2

wood top

36 dia — 36D

\$1098

1444

42 dia — 42D

\$1149

1547

48 dia — 48D

\$1418

1565

36 x 36 — 3636

\$1106

1453

42 x 42 — 4242

\$1164

1559

48 x 48 — 4848

\$1441

1587

30 x 60 — 3060

\$1224

1497

laminated top

36 dia — 36D

\$969

1221

42 dia — 42D

\$1164

1347

48 dia — 48D

\$1181

1371

36 x 36 — 3636

\$980

1231

42 x 42 — 4242

\$1177

1363

48 x 48 — 4848

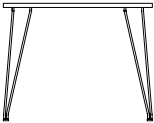
\$1205

1396

30 x 60 — 3060

\$1091

1242



manitou table

4-leg steel base

H 25



round

36 DIA

42 DIA

48 DIA



square

36 x 36

42 x 42

48 x 48



rectangle

30 x 60

model

MCT-S

top size/code

list price/edge codes:

V2

W2

wood top

36 dia — 36D

\$1213

1559

42 dia — 42D

\$1266

1662

48 dia — 48D

\$1534

1685

36 x 36 — 3636

\$1223

1570

42 x 42 — 4242

\$1279

1675

48 x 48 — 4848

\$1556

1708

30 x 60 — 3060

\$1340

1614

laminated top

36 dia — 36D

\$1094

1378

42 dia — 42D

\$1261

1512

48 dia — 48D

\$1272

1536

36 x 36 — 3636

\$1103

1388

42 x 42 — 4242

\$1289

1527

48 x 48 — 4848

\$1296

1559

30 x 60 — 3060

\$1259

1401

quince children's chair

2016 price list
pricing effective 03/01/16



fc freshcoast

quince children’s chair price list

- + quince children’s chair: table of contents QC2
- + quince children’s chair specification information . QC3
- + quince children’s chair specification example . . . QC4
- + quince children’s chairs. QC5

model

DESCRIPTION	CODE
Quince children’s chair, wood face	QC
Quince children’s chair, wood face, upholstered seat pad	QCU

seat height

DESCRIPTION	CODE
12 inch seat height, wood base	SH12
14 inch seat height, wood base	SH14
16 inch seat height, wood base	SH16
13–16 inch seat height (task base)	HATB
Black five star task base on hard casters is height adjustable with tilt.	

shell finish

FRESHCOAST COLORS I		FRESHCOAST COLORS II	
DESCRIPTION	CODE	DESCRIPTION	CODE
natural	11	graphite	25
medium	13	zinnia	71
neutral	15	gourd	72
medium cherry	17	citrus	73
classic mahogany	21	concord	74
copper	22	sky	75
espresso	23	lagoon	76
white wash	27	canopy	77
transparent black	29	aegean	78
marigold	51	sea grass	79
pomegranate	53	sherbet	80
cobalt	55	nocturne	81
moss	57	cactus	82
cranberry	61	scarlet	83
peacock	62	terra	84
strawberry	63	deep black	56
sunflower	64	custom finish	01
lime	65		

shell art

Select shell art code from the shell art index on pages 9 & 10.

base finish

WOOD

Select from freshcoast Colors I & II.

TASK

DESCRIPTION	CODE
black	B

upholstered seat pad

Upholstery is Customer’s Own Material (COM) requiring ½ yd. per chair.
Contact freshcoast for yardage requirements on textiles with repeats.

SPECIFICATIONS REQUIRED TO CREATE THE PRODUCT CODE

- + Model
- + Seat Height
- + Shell Finish
- + Shell Art (when applicable)
- + Base Finish



MODEL

Quince children’s chair (QC)

SEAT HEIGHT

14 inch seat height (SH14)

SHELL FINISH

Lagoon (76)


SHELL ART

Petroglyph, Horse (F014)

BASE FINISH


Natural (11)





quince children’s side chair

quince children's side chair	model		list price	list price	list price
12 inch seat height	QC-SH12	wood face	\$434	471	500
wood base	QCU-SH12	wood face with upholstered seat pad	\$544	581	610
W 15.5 D 16.5 H 23		COM yardage: ½ yd. Contact freshcoast for yardage requirements on textiles with repeats.			
14 inch seat height	QC-SH14	wood face	\$463	500	529
wood base	QCU-SH14	wood face with upholstered seat pad	\$573	610	639
W 15.75 D 16.75 H 25		COM yardage: ½ yd. Contact freshcoast for yardage requirements on textiles with repeats.			
16 inch seat height	QC-SH16	wood face	\$492	529	558
wood base	QCU-SH16	wood face with upholstered seat pad	\$603	639	669
W 16 D 17 H 27		COM yardage: ½ yd. Contact freshcoast for yardage requirements on textiles with repeats.			



quince children’s task chair

	model		plain shell list price	shell art grade 1 list price	shell art grade 2 list price
13”–16” adjustable seat height	QC-HATB	wood face	\$518	555	584
W 22 D 22 H 24–27	QCU-HATB	wood face with upholstered seat pad	\$629	665	694

COM yardage: ½ yd. Contact freshcoast for yardage requirements on textiles with repeats.

quince table

2016 price list
pricing effective 03/01/16



quince table price list

- + quince table: table of contentsQCT2
- + quince table specification informationQCT3
- + quince table specification example.QCT5
- + quince table.QCT6

model

DESCRIPTION	CODE
Quince children’s table	QCT

table height

DESCRIPTION	CODE
20 inch table height	20H
22 inch table height	22H
25 inch table height	25H

top size

ROUND	CODE	SQUARE	CODE	RECTANGLE	CODE
36 dia	36D	36x36	3636	30x60	3060
42 dia	42D	42x42	4242		
48 dia	48D	48x48	4848		

top surface finish or color

WOOD TOP:			
FRESHCOAST COLORS I		FRESHCOAST COLORS II	
DESCRIPTION	CODE	DESCRIPTION	CODE
natural	11	graphite	25
medium	13	zinnia	71
neutral	15	gourd	72
medium cherry	17	citrus	73
classic mahogany	21	concord	74
copper	22	sky	75
espresso	23	lagoon	76
white wash	27	canopy	77
transparent black	29	ægean	78
marigold	51	sea grass	79
pomegranate	53	sherbet	80
cobalt	55	nocturne	81
moss	57	cactus	82
cranberry	61	scarlet	83
peacock	62	terra	84
strawberry	63	deep black	56
sunflower	64	custom finish	01
lime	65		

top surface finish or color, cont.

LAMINATE TOP:	
DESCRIPTION	CODE
Identify manufacturer, laminate code, & color	L
Please refer to the freshcoast Terms and Conditions for a listing of standard laminates. For table pricing in laminates not listed, please contact freshcoast for a quotation.	


base finish

Select from freshcoast Colors I & II.

edge type

SOFT VINYL EDGE:

DESCRIPTION	CODE
1 3/16" flat PVC	V2



WOOD EDGE:

DESCRIPTION	CODE
1" flat plywood	W2



edge finish or color

SOFT VINYL EDGE:

DESCRIPTION	CODE
black	B
white	W
gray	G

WOOD EDGE:

Select from freshcoast Colors I & II.

Wood top with wood edge must be specified in the same finish.
Laminate top with wood edge may be specified in any freshcoast finish

SPECIFICATIONS REQUIRED TO CREATE THE PRODUCT CODE

- + Model
- + Table Height
- + Base Finish
- + Top Size
- + Top Surface Finish or Color
- + Edge Type
- + Edge Finish or Color

Q	C	T	-	2	5	H	-	1	1	-	3	6	D	-	L	-	W	2	-	1	1
MODEL				TABLE HEIGHT				BASE FINISH			TOP SIZE				TOP SURFACE		EDGE TYPE			EDGE FINISH	

MODEL

Quince children’s table (QCT)

TABLE HEIGHT

25 inch table height (25H)

BASE FINISH

Natural (11)

TOP SIZE

36 dia (36D)

TOP SURFACE FINISH OR COLOR

Laminate (L)

EDGE TYPE




1 inch flat plywood (W2)

EDGE FINISH OR COLOR

Natural (11)





quince table	model	top size/code	list price/edge codes:	V2	W2
wood base	QCT-20H	wood top			
H 20		36 dia — 36D		\$905	1131
		42 dia — 42D		\$953	1191
		48 dia — 48D		\$967	1209
		36 x 36 — 3636		\$910	1137
round		42 x 42 — 4242		\$958	1198
36 DIA		48 x 48 — 4848		\$972	1215
42 DIA		30 x 60 — 3060		\$936	1170
48 DIA					
		laminare top			
square		36 dia — 36D		\$814	1018
36 x 36		42 dia — 42D		\$858	1072
		48 dia — 48D		\$870	1088
		36 x 36 — 3636		\$819	1024
rectangle		42 x 42 — 4242		\$862	1078
30 x 60		48 x 48 — 4848		\$875	1094
		30 x 60 — 3060		\$842	1053



quince table

wood base

H 22



round

36 DIA

42 DIA

48 DIA



square

36 x 36

42 x 42

48 x 48



rectangle

30 x 60

model

QCT-22H

top size/code

wood top

36 dia — 36D

42 dia — 42D

48 dia — 48D

36 x 36 — 3636

42 x 42 — 4242

48 x 48 — 4848

30 x 60 — 3060

list price/edge codes:

V2

W2

\$923

1153

\$972

1215

\$986

1233

\$928

1160

\$977

1222

\$991

1239

\$954

1193

laminare top

36 dia — 36D

42 dia — 42D

48 dia — 48D

36 x 36 — 3636

42 x 42 — 4242

48 x 48 — 4848

30 x 60 — 3060

\$830

1038

\$875

1094

\$888

1109

\$835

1044

\$880

1100




\$892

1115

\$859

1074



quince table	model	top size/code	list price/edge codes:	V2	W2
<div>wood base</div> <div>H 25</div> <div><div></div><div></div><div></div></div> <div><div>round</div><div>36 DIA</div><div>42 DIA</div><div>48 DIA</div></div> <div><div>square</div><div>36 x 36</div><div>42 x 42</div><div>48 x 48</div></div> <div><div>rectangle</div><div>30 x 60</div></div>	QCT-25H	wood top			
		36 dia — 36D		\$941	1176
		42 dia — 42D		\$991	1239
		48 dia — 48D		\$1006	1257
		36 x 36 — 3636		\$947	1183
		42 x 42 — 4242		\$997	1246
		48 x 48 — 4848		\$1011	1264
		30 x 60 — 3060		\$974	1217
		laminated top			
		36 dia — 36D		\$847	1059
		42 dia — 42D		\$892	1115
		48 dia — 48D		\$905	1132
		36 x 36 — 3636		\$852	1065
		42 x 42 — 4242		\$897	1121
		48 x 48 — 4848		\$910	1138
		30 x 60 — 3060		\$876	1095

zoon children's chair

2016 price list
pricing effective 03/01/16



fc freshcoast


zoon children’s chair price list

- + zoon children’s chair: table of contents. ZNC2
- + zoon children’s chair specification information. . . ZNC3
- + zoon children’s chair specification example ZNC4
- + zoon children’s chairs ZNC5

model

DESCRIPTION	CODE
Zoon children’s chair, wood face	ZNC
Zoon children’s chair, upholstered seat pad	ZNCU

shell style

DESCRIPTION	CODE	DESCRIPTION	CODE
Round	R	Square	S
			

seat height

DESCRIPTION	CODE
12 inch seat height, steel four leg	SH12
14 inch seat height, steel four leg	SH14
16 inch seat height, steel four leg	SH16
13–16 inch seat height (task base only)	HATB
Black five star task base on hard casters is height adjustable with tilt.	

shell finish

FRESHCOAST COLORS I		FRESHCOAST COLORS II	
DESCRIPTION	CODE	DESCRIPTION	CODE
natural	11	graphite	25
medium	13	zinnia	71
neutral	15	gourd	72
medium cherry	17	citrus	73
classic mahogany	21	concord	74
copper	22	sky	75
espresso	23	lagoon	76
white wash	27	canopy	77
transparent black	29	aegean	78
marigold	51	sea grass	79
pomegranate	53	sherbet	80
cobalt	55	nocturne	81
moss	57	cactus	82
cranberry	61	scarlet	83
peacock	62	terra	84
strawberry	63	deep black	56
sunflower	64	custom finish	01
lime	65		

shell art

Select shell art code from the shell art index on pages 9 & 10.

insects, spider (F044) is not available on round shells.

base finish

STEEL FOUR LEG	
DESCRIPTION	CODE
black	B
chardonnay	CD
cool gray	CG
java	JV
matte black	MB
slate	S
sterling	ST
warm gray	WG
white	W

TASK

DESCRIPTION	CODE
black	B

glide color

DESCRIPTION	CODE
red	R
yellow	Y
blue	BL
gray	G
black	B

upholstered seat pad

Upholstery is Customer’s Own Material (COM) requiring ½ yd. per chair.

Contact freshcoast for yardage requirements on textiles with repeats.

SPECIFICATIONS REQUIRED TO CREATE THE PRODUCT CODE

- + Model
- + Shell Style
- + Seat Height
- + Shell Finish
- + Shell Art (when applicable)
- + Base Finish
- + Glide Color (when applicable)

Z	N	C					S		S	H	1	4				1	1		F	0	2	2				W					Y		
MODEL						SHELL STYLE		SEAT HEIGHT				SHELL FINISH		SHELL ART (WHEN APPLICABLE)						BASE FINISH			GLIDE COLOR (WHEN APPLICABLE)										

MODEL

Zoon children’s chair (ZNC)

SHELL STYLE

Square (S)

SEAT HEIGHT

14 inch seat height (SH14)

SHELL FINISH

Natural (11)

SHELL ART

Celestial, Saturn (F022)

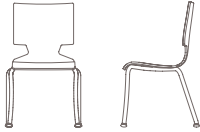
BASE FINISH

White (W)

GLIDE COLOR

Yellow (Y)





zoon children's side chair

	model		plain shell list price	shell art grade 1 list price	shell art grade 2 list price
12 inch seat height	ZNC	wood face	\$299	336	365
steel four leg base	ZNCU	wood face with upholstered seat pad	\$386	422	451
ROUND W 17.25 D 16.25 H 26.25		COM yardage: ½ yd. Contact freshcoast for yardage requirements on textiles with repeats.			
SQUARE W 17.25 D 16.25 H 24.75					

14 inch seat height	ZNC	wood face	\$322	359	388
steel four leg base	ZNCU	wood face with upholstered seat pad	\$408	445	474
ROUND W 17.5 D 16.5 H 28.25		COM yardage: ½ yd. Contact freshcoast for yardage requirements on textiles with repeats.			
SQUARE W 17.5 D 16.5 H 26.75					

16 inch seat height	ZNC	wood face	\$353	390	419
steel four leg base	ZNCU	wood face with upholstered seat pad	\$440	476	505
ROUND W 17.75 D 16.75 H 30.25		COM yardage: ½ yd. Contact freshcoast for yardage requirements on textiles with repeats.			



zoon children's task chair

	model		plain shell list price	shell art grade 1 list price	shell art grade 2 list price
13"–16" adjustable seat height	ZNC	wood face	\$409	446	475
ROUND W 22 D 22 H 27.25–30.25	ZNCU	wood face with upholstered seat pad	\$496	532	562
SQUARE W 22 D 22 H 25.75–28.75		COM yardage: ½ yd. Contact freshcoast for yardage requirements on textiles with repeats.			

zoon table

2016 price list
pricing effective 03/01/16



fc freshcoast

zoon children’s table price list

- + zoon children’s table: table of contentsZNT2
- + zoon children’s table specification information . . .ZNT3
- + zoon children’s table specification exampleZNT5
- + zoon children’s tablesZNT6

model

DESCRIPTION	CODE
Zoon children’s table	ZNT

table height

DESCRIPTION	CODE
20 inch table height	20H
22 inch table height	22H
25 inch table height	25H

base finish

DESCRIPTION	CODE	DESCRIPTION	CODE
black	B	slate	S
chardonnay	CD	sterling	ST
cool gray	CG	warm gray	WG
java	JV	white	W
matte black	MB		

top size

ROUND	CODE	SQUARE	CODE	RECTANGLE	CODE
36 dia	36D	36x36	3636	30x60	3060
42 dia	42D	42x42	4242		
48 dia	48D	48x48	4848		

top surface finish or color

WOOD TOP:

FRESHCOAST COLORS I		FRESHCOAST COLORS II	
DESCRIPTION	CODE	DESCRIPTION	CODE
natural	11	graphite	25
medium	13	zinnia	71
neutral	15	gourd	72
medium cherry	17	citrus	73
classic mahogany	21	concord	74
copper	22	sky	75
espresso	23	lagoon	76
white wash	27	canopy	77
transparent black	29	aegean	78
marigold	51	sea grass	79
pomegranate	53	sherbet	80
cobalt	55	nocturne	81
moss	57	cactus	82
cranberry	61	scarlet	83

top surface finish or color, cont.



WOOD TOP:

FRESHCOAST COLORS I		FRESHCOAST COLORS II	
DESCRIPTION	CODE	DESCRIPTION	CODE
peacock	62	terra	84
strawberry	63	deep black	56
sunflower	64	custom finish	01
lime	65		

LAMINATE TOP:

DESCRIPTION	CODE
Identify manufacturer, laminate code, & color	L
Please refer to the freshcoast Terms and Conditions for a listing of standard laminates. For table pricing in laminates not listed, please contact freshcoast for a quotation.	

edge type

SOFT VINYL EDGE:		WOOD EDGE:	
DESCRIPTION	CODE	DESCRIPTION	CODE
1 3/16" flat PVC	V2	1" flat plywood	W2
			

edge finish or color

SOFT VINYL EDGE:

DESCRIPTION	CODE
black	B
white	W
gray	G
red	R
blue	BL
yellow	Y

WOOD EDGE:

Select from freshcoast Colors I & II.

Wood top with wood edge must be specified in the same finish.

Laminate top with wood edge may be specified in any freshcoast finish

glide color

DESCRIPTION	CODE
red	R
yellow	Y
blue	BL
cool gray	CG
black	B

SPECIFICATIONS REQUIRED TO CREATE THE PRODUCT CODE

- + Model
- + Table Height
- + Base Finish
- + Top Size
- + Top Surface Finish or Color
- + Edge Type
- + Edge Finish or Color
- + Glide Color

Z	N	T	-	2	5	H	-	W	-	3	6	3	6	-	L	-	W	2	-	6	4	-	Y
MODEL				TABLE HEIGHT				BASE FINISH		TOP SIZE					TOP SURFACE		EDGE TYPE		EDGE FINISH		GLIDE COLOR		

MODEL

Zoon children’s table (ZNT)

TABLE HEIGHT

25 inch table height (25H)

BASE FINISH

White (W)

TOP SIZE

36 dia (36D)

TOP SURFACE FINISH OR COLOR

Laminate (L)

EDGE TYPE

1 inch flat plywood (W2)

EDGE FINISH OR COLOR

Sunflower (64)

GLIDE COLOR

Yellow (Y)





zoon table	model	top size/code	list price/edge codes:	V2	W2
steel base H 20	ZNT-20H	wood top			
		36 dia — 36D		\$1022	1278
		42 dia — 42D		\$1070	1338
		48 dia — 48D		\$1084	1355
		36 x 36 — 3636		\$1027	1284
		42 x 42 — 4242		\$1076	1345
		48 x 48 — 4848		\$1090	1362
		30 x 60 — 3060		\$1053	1317
		laminare top			
<div><div>round</div><div>36 DIA</div><div>42 DIA</div><div>48 DIA</div></div>		36 dia — 36D		\$869	1086
		42 dia — 42D		\$910	1137
		48 dia — 48D		\$922	1152
		36 x 36 — 3636		\$873	1092
		42 x 42 — 4242		\$914	1143
		48 x 48 — 4848		\$926	1158
		30 x 60 — 3060		\$895	1119
<div><div>square</div><div>36 x 36</div><div>42 x 42</div><div>48 x 48</div></div>					
<div><div>rectangle</div><div>30 x 60</div></div>					



zoon table

steel base

H 22



round

36 DIA

42 DIA

48 DIA



square

36 x 36

42 x 42

48 x 48



rectangle

30 x 60

model

ZNT-22H

top size/code

wood top

36 dia — 36D

42 dia — 42D

48 dia — 48D

36 x 36 — 3636

42 x 42 — 4242

48 x 48 — 4848

30 x 60 — 3060

list price/edge codes:

V2

W2

\$1048

1310

\$1097

1372

\$1111

1389

\$1053

1316

\$1103

1378

\$1117

1396

\$1080

1349

laminare top

36 dia — 36D

42 dia — 42D

48 dia — 48D

36 x 36 — 3636

42 x 42 — 4242

48 x 48 — 4848

30 x 60 — 3060

\$891

1113

\$933

1166

\$945

1181

\$895

1119

\$937

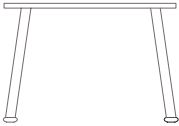
1171

\$949

1187

\$918

1147



zoon table

steel base

H 25



round

36 DIA

42 DIA

48 DIA



square

36 x 36

42 x 42

48 x 48



rectangle

30 x 60

model

ZNT-25H

top size/code

wood top

36 dia — 36D

42 dia — 42D

48 dia — 48D

36 x 36 — 3636

42 x 42 — 4242

48 x 48 — 4848

30 x 60 — 3060

list price/edge codes:

V2

W2

\$1074

1342

\$1125

1406

\$1139

1424

\$1079

1349

\$1130

1413

\$1145

1431

\$1107

1383

laminated top

36 dia — 36D

42 dia — 42D

48 dia — 48D

36 x 36 — 3636

42 x 42 — 4242

48 x 48 — 4848

30 x 60 — 3060

\$913

1141

\$956

1195

\$968

1210

\$917

1147

\$961

1201

\$973

1216

\$941

1176

zoon stool

2016 price list
pricing effective 03/01/16



zoon stool price list

- + zoon stool: table of contents ZNS2
- + zoon stool specification information ZNS3
- + zoon stool specification example ZNS5
- + zoon stools. ZNS6

model

DESCRIPTION	CODE
Zoon stool	ZNS

seat height

DESCRIPTION	CODE
12 inch seat height, steel four leg	SH12
14 inch seat height, steel four leg	SH14
16 inch seat height, steel four leg	SH16

base finish

DESCRIPTION	CODE	DESCRIPTION	CODE
black	B	slate	S
chardonnay	CD	sterling	ST
cool gray	CG	warm gray	WG
java	JV	white	W
matte black	MB		

seat finish or color

WOOD SEAT:			
FRESHCOAST COLORS I		FRESHCOAST COLORS II	
DESCRIPTION	CODE	DESCRIPTION	CODE
natural	11	graphite	25
medium	13	zinnia	71
neutral	15	gourd	72
medium cherry	17	citrus	73
classic mahogany	21	concord	74
copper	22	sky	75
espresso	23	lagoon	76
white wash	27	canopy	77
transparent black	29	aegean	78
marigold	51	sea grass	79
pomegranate	53	sherbet	80
cobalt	55	nocturne	81
moss	57	cactus	82
cranberry	61	scarlet	83
peacock	62	terra	84
strawberry	63	deep black	56
sunflower	64	custom finish	01
lime	65		

seat finish or color, cont.

LAMINATE SEAT:	
DESCRIPTION	CODE
Identify manufacturer, laminate code, & color	L
Please refer to the freshcoast Terms and Conditions for a listing of standard laminates. For table pricing in laminates not listed, please contact freshcoast for a quotation.	

UPHOLSTERED SEAT:	
DESCRIPTION	CODE
Customer's Own Material	COM
Upholstery is Customer's Own Material (COM) requiring ½ yd. per stool.	
Contact freshcoast for yardage requirements on textiles with repeats.	

edge type

WOOD EDGE:	
DESCRIPTION	CODE
1" flat plywood	W2



edge finish or color

Select from freshcoast Colors I & II.

Wood seat with wood edge must be specified in the same finish.

Laminate seat with wood edge may be specified in any Fresh Coast finish

glide color

DESCRIPTION	CODE
red	R
yellow	Y
blue	BL
gray	G
black	B

SPECIFICATIONS REQUIRED TO CREATE THE PRODUCT CODE

- + Model
- + Seat Height
- + Base Finish
- + Seat Finish or Color
- + Edge Type (when applicable)
- + Edge Finish or Color (when applicable)
- + Glide Color

Z	N	S	-	S	H	1	6	-	W	-	C	O	M	-		-		-		R
MODEL				SEAT HEIGHT					BASE FINISH		SEAT FINISH OR COLOR				EDGE TYPE (WHEN APPLICABLE)		EDGE FINISH OR COLOR (WHEN APPLICABLE)		GLIDE COLOR	

MODEL
Zoon stool (ZNS)

SEAT HEIGHT
16 inch seat height (SH16)

BASE FINISH
White (W)

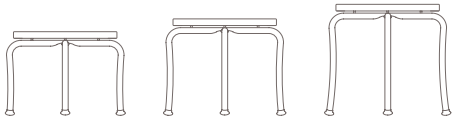
SEAT FINISH OR COLOR
Upholstered (COM)

EDGE TYPE
When applicable

EDGE FINISH OR COLOR
When applicable

GLIDE COLOR
Red (R)





zoon stool

	model		list price
12 inch seat height steel four leg base W 17.5 D 17.5 SH 12	ZNS-SH12	wood seat	\$237
		laminated seat	\$241
		upholstered seat	\$323
		COM yardage: ½ yd. Contact freshcoast for yardage requirements on textiles with repeats.	
14 inch seat height steel four leg base W 17.8 D 17.8 SH 14	ZNS-SH14	wood seat	\$244
		laminated seat	\$247
		upholstered seat	\$330
		COM yardage: ½ yd. Contact freshcoast for yardage requirements on textiles with repeats.	
16 inch seat height steel four leg base W 18.35 D 18.35 SH 16	ZNS-SH16	wood seat	\$251
		laminated seat	\$253
		upholstered seat	\$337
		COM yardage: ½ yd. Contact freshcoast for yardage requirements on textiles with repeats.	



freshcoast

adult seating



manitou adult chair

2016 price list
pricing effective 03/01/16

manitou adult chair price list

- + manitou adult chair: table of contents MC2
- + manitou adult chair specification information MC3
- + manitou adult chair specification example MC5
- + manitou adult side chair, 4 leg MC6
- + manitou adult counter chair, 4 leg MC8
- + manitou adult bar chair, 4 leg MC10

model

DESCRIPTION	CODE
Manitou chair, maple veneer	MTA
Manitou chair, upholstered seat onlay, maple veneer	MTAU
Manitou View, graphic back, maple face	MTAV
Manitou View, graphic back, upholstered seat onlay, maple face	MTAVU
Manitou chair, high pressure laminate	MTAH
Manitou chair, high pressure laminate, upholstered seat onlay	MTAHU
Manitou chair, fully upholstered (bump and dip shell only)	MTAFU

base options





DESCRIPTION	CODE
4 leg steel, Side	4S
4 leg steel, Counter	4C
4 leg steel, Bar	4B

base finish

4-LEG STEEL

DESCRIPTION	CODE	DESCRIPTION	CODE
black	B	slate	S
chardonnay	CD	sterling	ST
cool gray	CG	warm gray	WG
java	JV	white	W
matte black	MB		

shell style

DESCRIPTION	CODE	DESCRIPTION	CODE
Bump	BP	Tilt	TT
			
Dip	DP	Slant	SL
			

fully upholstered shell options

DESCRIPTION	CODE	DESCRIPTION	CODE
Bump	BP	Dip	DP
			

shell finish or color

FRESHCOAST COLORS I

DESCRIPTION	CODE
natural	11
medium	13
neutral	15
medium cherry	17
classic mahogany	21
copper	22
espresso	23
white wash	27
transparent black	29
marigold	51
pomegranate	53
cobalt	55
moss	57
cranberry	61
peacock	62
strawberry	63
sunflower	64
lime	65

FRESHCOAST COLORS II

DESCRIPTION	CODE
graphite	25
zinnia	71
gourd	72
citrus	73
concord	74
sky	75
lagoon	76
canopy	77
aegean	78
sea grass	79
sherbet	80
nocturne	81
cactus	82
scarlet	83
terra	84
deep black	56
custom finish	01

HIGH PRESSURE LAMINATE (HPL) FINISHES

DESCRIPTION	CODE	DESCRIPTION	CODE
birch	BC	morel	ML
sand	SD	dockside	DS
drift wood	DW	white	W
blackberry	BB	platinum	P
black	B		

upholstery

All upholstery is Customer's Own Material (COM). Upholstered onlay requires 3/4 yd. per chair. Fully upholstered models require 1 1/4 yd. per chair. Contact freshcoast for yardage requirements on textiles with repeats.


manitou view graphic options

*manitou view is finished with a graphic back and standard natural face

DESCRIPTION CODE
Flower 01



DESCRIPTION CODE
Clouds 02



Moon 03



DESCRIPTION CODE
CUSTOM 00

Contact freshcoast for information about custom image requirements.

SPECIFICATIONS REQUIRED TO CREATE THE PRODUCT CODE

- + Model
- + Base Option
- + Base Finish
- + Shell Style
- + Shell Finish
- + Graphic Selection (when applicable)
- + Upholstery Selection (when applicable)

M	T	A	V	-	4	S	-	C	D	-	S	L	-	-	-	-	0	2	-	-	-	-
MODEL				BASE OPTION		BASE FINISH		SHELL STYLE		*SHELL FINISH (WHEN APPLICABLE)		*GRAPHIC SELECTION (WHEN APPLICABLE)		UPHOLSTERY SELECTION (WHEN APPLICABLE)								

* PLEASE NOTE THAT WHEN A GRAPHIC SELECTION IS MADE (MANITOU VIEW) THE STANDARD SHELL FINISH IS NATURAL 11

MODEL

Manitou View adult chair (MTAV)

SHELL STYLE

Slant (SL)

BASE OPTION

4 Leg Steel (4S)

BASE FINISH

Chardonnay (CD)

SHELL FINISH

When applicable

GRAPHIC SELECTION

Clouds (02)

UPHOLSTERY SELECTION





Tilt



Bump



Dip



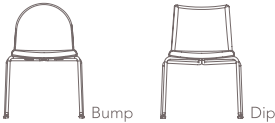
Slant

manitou adult side chair

model		list price	
wood	MTA-4S	wood face	\$379
4-leg steel base	MTAU-4S	wood face with upholstered seat pad	\$494
W 21.5 D 21.75 SH 18.5 H 32.25		COM yardage: 3/4 yd. COL requirement: 13 1/2 sq. ft.	
add .25" to upholstered seat height		Contact freshcoast for yardage requirements on textiles with repeats.	

		solid color hpl		wood grain hpl
high pressure laminate	MTAH-4S	high pressure laminate face	\$480	543
4-leg steel base	MTAHU-4S	high pressure laminate with upholstered seat pad	\$595	658
W 21.5 D 21.75 SH 18.5 H 32.25		COM yardage: 3/4 yd. COL requirement: 13 1/2 sq. ft.		
add .25" to upholstered seat height		Contact freshcoast for yardage requirements on textiles with repeats.		


		list price	
manitou view	MTAV-4S	wood face, graphic back	\$483
4-leg steel base	MTAVU-4S	wood face, graphic back, with upholstered seat pad	\$598
W 21.5 D 21.75 SH 18.5 H 32.25		COM yardage: 3/4 yd. COL requirement: 13 1/2 sq. ft.	
add .25" to upholstered seat height		Contact freshcoast for yardage requirements on textiles with repeats.	



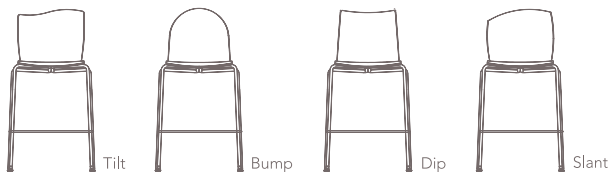
model		com list price
fully upholstered	MTAFU-4S	\$569
4-leg steel base		COM yardage: One Unit: 1 1/4 yds. Two Units: 1 3/4 yds.
BUMP	W 21.5 D 21.75 SH 18.75 H 32.75	COL requirement: One Unit: 22 1/2 sq. ft. Two Units: 31 1/2 sq. ft.
DIP	W 21.5 D 21.75 SH 18.75 H 32.7 5	Contact freshcoast for textile testing requirements and yardage requirements for textiles with repeats.




manitou adult counter chair	model		list price	
wood	MTA-4C	wood face		\$576
4-leg steel base	MTAU-4C	wood face with upholstered seat pad		\$691
W 16.5 D 18.75 SH 25 H 38.75		COM yardage: 3/4 yd. COL requirement: 13 1/2 sq. ft.		
add .25" to upholstered seat height		Contact freshcoast for yardage requirements on textiles with repeats.		
			solid color hpl	wood grain hpl
high pressure laminate	MTAH-4C	high pressure laminate face	\$677	740
4-leg steel base	MTAHU-4C	high pressure laminate with upholstered seat pad	\$792	855
W 16.5 D 18.75 SH 25 H 38.75		COM yardage: 3/4 yd. COL requirement: 13 1/2 sq. ft.		
add .25" to upholstered seat height		Contact freshcoast for yardage requirements on textiles with repeats.		
				list price
manitou view	MTAV-4C	wood face, graphic back		\$680
4-leg steel base	MTAVU-4C	wood face, graphic back, with upholstered seat pad		\$795
W 16.5 D 18.75 SH 25 H 38.75		COM yardage: 3/4 yd. COL requirement: 13 1/2 sq. ft.		
add .25" to upholstered seat height		Contact freshcoast for yardage requirements on textiles with repeats.		



model		com list price
fully upholstered	MTAFU-4C	\$765
4-leg steel base		COM yardage: One Unit: 1 1/4 yds. Two Units: 1 3/4 yds.
BUMP	W 21.5 D 21.75 SH 25.25 H 39	COL requirement: One Unit: 22 1/2 sq. ft. Two Units: 31 1/2 sq. ft.
DIP	W 21.5 D 21.75 SH 25.25 H 39	Contact freshcoast for textile testing requirements and yardage requirements for textiles with repeats.



manitou adult bar chair		model	list price	
wood		MTA-4B	wood face	\$588
4-leg steel base		MTAU-4B	wood face with upholstered seat pad	\$703
W 16.5 D 18.75 SH 30 H 43.75			COM yardage: 3/4 yd. COL requirement: 13 1/2 sq. ft.	
add .25" to upholstered seat height			Contact freshcoast for yardage requirements on textiles with repeats.	
			solid color hpl	wood grain hpl
high pressure laminate		MTAH-4B	high pressure laminate face	\$689
4-leg steel base		MTAHU-4B	high pressure laminate with upholstered seat pad	\$804
W 16.5 D 18.75 SH 30 H 43.75			COM yardage: 3/4 yd. COL requirement: 13 1/2 sq. ft.	
add .25" to upholstered seat height			Contact freshcoast for yardage requirements on textiles with repeats.	
				list price
manitou view		MTAV-4B	wood face, graphic back	\$692
4-leg steel base		MTAVU-4B	wood face, graphic back, with upholstered seat pad	\$808
W 16.5 D 18.75 SH 30 H 43.75			COM yardage: 3/4 yd. COL requirement: 13 1/2 sq. ft.	
add .25" to upholstered seat height			Contact freshcoast for yardage requirements on textiles with repeats.	



model		com list price
fully upholstered	MTAFU-4B	\$778
4-leg steel base		COM yardage: One Unit: 1 1/4 yds. Two Units: 1 3/4 yds.
BUMP	W 16.5 D 18.75 SH 30.25 H 44	COL requirement: One Unit: 22 1/2 sq. ft. Two Units: 31 1/2 sq. ft.
DIP	W 21.5 D 21.75 SH 30.25 H 44	Contact freshcoast for textile testing requirements and yardage requirements for textiles with repeats.