

**\*\*\*NOTICE\*\*\***

**THE ONLY ITEMS AVAILABLE UNDER THE  
PANEL SYSTEMS CONTRACT IS PANEL SYSTEMS  
FURNITURE!**

\*\*\*Other items may be available, but can **NOT** be purchased using the Panel Systems Contract.

Allsteel®



Further™





# Further. Where change meets choice.

Shifts in workstyles, technology, social trends, and the economy are constantly reshaping your workplace. So furniture solutions must provide flexibility and choice like never before. Offering the ability to accommodate “right now” as efficiently and seamlessly as “what if.” Welcoming that change and moving your business forward is possible with Further.

Screen fabric: Appoint Seating Mandarin **Laminate and edge:** Cafelle  
**Storage:** Frosty White **Paint:** Brilliant White, Flint  
**Seating upholstery:** Allsteel Black Leather  
**Mesh carrier (mesh):** Titanium (Mist) **Frame finish:** Silver

**COVER**  
**Screen fabric:** Appoint Seating Lawn **Laminate and edge:** Amber Cherry  
**Storage:** Frosty White **Paint:** Brilliant White, Sprout  
**Mesh carrier (mesh):** Titanium (Platinum) **Frame finish:** White



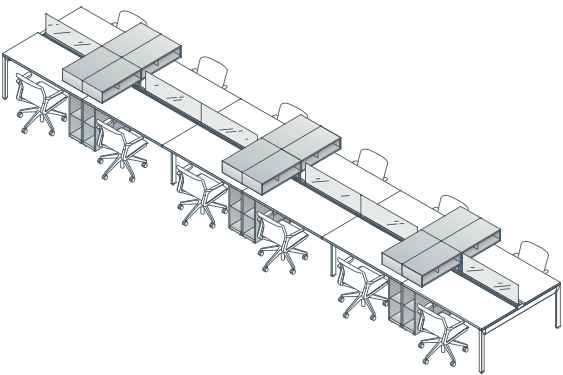
# The shape of things to come.

You can't know exactly what the future will bring. So as business priorities change, planning approaches must evolve as well. By incorporating a variety of worksurface shapes, Further allows both organic and linear planning. Making it possible to accommodate different needs across the floorplan.



Further's trapezoid worksurface option fuels organic planning by creating more flexible configurations. This unique approach to 120-degree space planning and user orientation shifts the line of sight so people are not facing each other. This open, yet focused environment offers glass screens to create separation and storage that offers easy mobility with seat-cushion tops to encourage impromptu interactions.

Screens: Frosted Glass   **Modesty screen fabric:** Appoint Seating Espresso  
Laminate and edge: Amber Cherry   **Storage fronts:** Amber Cherry  
**Storage cases:** Frosty White   **Paint:** Brilliant White, Sprout  
**Seating upholstery:** Allsteel Black Leather, Appoint Seating Lawn  
**Mesh carrier (mesh):** Titanium (Mist)   **Frame finish:** Silver



With Further, linear planning is not only possible, it's taken to a new level with elements that allow you to reimagine the rectilinear desk or bench. Upmount open shelves offer a unique storage option that defines work areas, while writable glass screens create visual privacy. Additional storage below supports the worksurface and provides accessible space for business and personal items.

Screens: Writable Glass   **Laminate (edge):** Frosty White (White)  
**Storage:** Amber Cherry   **Paint:** Silver, Sprout  
**Mesh carrier (mesh):** Titanium (Platinum)  
**Frame finish:** White





# Powerful possibilities.

The signature power hub is the key to Further's infinite flexibility. It connects people to power and data. It can be either beam-connected or freestanding. And it empowers workflow by powering individual, collaborative, and team-based spaces. It easily reconfigures, accommodating whatever the moment demands, wherever it's needed.



An integrated hub-and-beam spine provides power along beam-connected workstations. The hub supports both the beam and the worksurfaces.




The freestanding hub-and-beam spine offers seamless, concealed power in freestanding areas. When the hub and beam are paired with mobile furniture, users can rearrange quickly and easily without interrupting power.

Screen fabric: Pact Coastal, Wooly Grey Flannel Laminat and edge: Cafelle  
Storage fronts: Cafelle Storage cases: Fossil Paint: Brilliant White, Silver  
Seating upholstery: Appoint Seating Platinum, Wooly Bamboo, Wooly Grey Flannel  
Mesh carrier (mesh): Titanium (Sky) Frame finish: White



The collaborative freestanding hub offers ready power and planning freedom. Available either hardwired or corded, to support an interactive environment today or a workstation in the future.





# Take your workplace Further.

Further is a collection of thoughtfully designed elements that helps you plan an inspired, productive workplace where people thrive. You can easily accommodate a variety of workstyles, from highly mobile, interactive workers to more desk-bound, focused work. Using the same components, you are free to create multiple, unique solutions across the entire floorplan that can easily evolve over time to keep up with changing business needs.

The clean, architecturally friendly aesthetic of Further works effortlessly with other Allsteel products, including movable walls, collaborative furniture, and seating.



# The choice is yours.

Further offers varying levels of flexibility and control to fit the unique needs of the user, the team, and the company. So you can create a variety of solutions, from a fixed benching application to a freestanding mobile workspace that can be quickly reconfigured.



A fixed light-scale bench provides personal touches like ample open and concealed storage and visual privacy.

The agility of Further comes to life when you give users the power to move around and change to support new activities.





# Make it personal.

Further makes it easy to create the individual environment you need to work productively and comfortably, with a variety of uniquely designed components offered in an interesting mix of materials. Choose beam-mounted or table-mounted screens, available in 13" or 20½" heights for added privacy. For ultimate flexibility, select user-movable screens that double as modesty panels. Then integrate storage with options that accommodate files, folders, and personal items. It's all about individual choices for how you work and what works for you. The result is a beautiful, simple design aesthetic that will inspire workers.



Upmount horizontal storage with sliding door



User-movable fabric screen



Glass screen



Side-access tower



Open support pedestal



Mobile credenza



Table-mounted modesty screen



Further Statement of Line

WORKSURFACES

Rectangular

Trapezoid

Left

Right

Runoff

Left

Right

Angled J

Left

Right

Primary worksurface depths: 21" and 27"    Runoff worksurface depths: 15" and 18"

STRUCTURE & SUPPORTS

Hubs

Non-Ported Hub

Ported Hub

Collaborative Hub Face

Hub Trim

Freestanding Top Trim

Mounting Top Trim

Hub Bases

2 Feet

3 Feet

Hub-to-Beam Connector

Legs

Beam End Leg

In-Line Beam Leg

Worksurface Support Leg

Table Leg with Glide

Table Leg with Caster

Beams and Trim

Beam

Flat

Mounting

SCREENS & MODESTY PANELS

Beam-Mounted Screens

Fabric

Glass

Table-Mounted Screens

Fabric

Glass

User-Movable Screen

Fabric

Beam-Mounted Modesty

Fabric

Table-Mounted Modesty

Fabric

Privacy screen heights: 13" and 20½"    Modesty screen height: 14"

STORAGE

Horizontal

Nitch

Open

Sliding Door

Dual-Sided Open

Dual-Sided with Sliding Door

Beam-Mounted Shelf

Nitch height: 7½"    Storage height: 15"    Nitch, storage, and shelf depth: 15"

Floor-Based

Open Support Pedestal

Open Support Pedestal with Bin

Mobile Credenza

Side-Access Towers with Drawer

Open support pedestal depths: 21" and 27"    width: 10"    height: 28"  
Mobile credenza depth: 15"    width: 36"    height: 20"  
Side-access tower depths: 21" and 27"    width: 12"    heights: 42½" and 50"

ELECTRICAL & DATA


Duplex Receptacle

Harness Kits

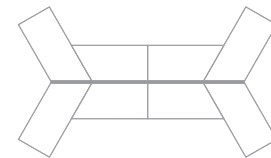
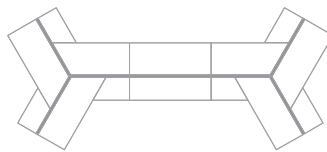
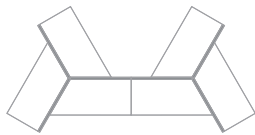
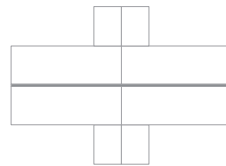
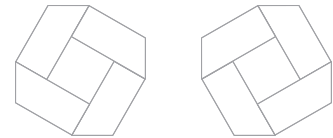
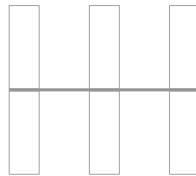
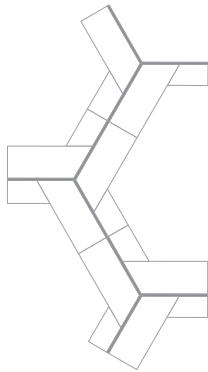
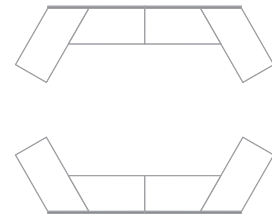
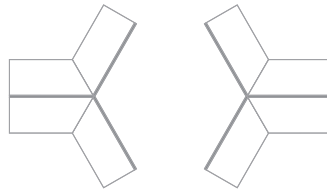
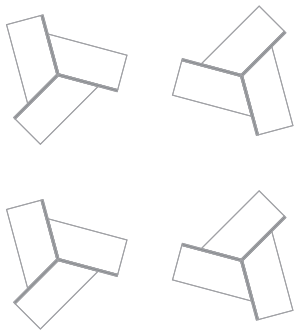
In-Feed Cable

Beam-Mounted Wire Manager

Power routes through the hub and is distributed through the beams, providing concealed power to individual workstations. Data routes externally to beams through wire managers.







## Learn more about Further

Use your smartphone to scan this EZcode or visit [allsteeloffice.com](http://allsteeloffice.com).  
Go to [getscanlife.com](http://getscanlife.com) to download the app.



We believe that we can make a real and lasting difference for our environment by designing relevant, durable, high-quality products that are guaranteed for years of use and reuse. For details, visit [allsteeloffice.com/alltogethernow](http://allsteeloffice.com/alltogethernow).

# Allsteel®

Allsteel Inc.  
Muscatine, Iowa 52761-5257  
[allsteeloffice.com](http://allsteeloffice.com)

©2014 Allsteel Inc.  
Allsteel is a registered trademark and Further is a trademark. Indoor Advantage is a trademark of SCS Global Services. level is a registered trademark of BIFMA International.

Allsteel supports green initiatives in the contract furniture industry as a member of the U.S. Green Building Council. Further is an SCS Indoor Advantage™ Gold and level® 2 certified product.

Form # A8244.A1 (02/14) Printed in USA



This FSC-certified paper contains 10% post-consumer recycled content.

