

**\*\*\*NOTICE\*\*\***

**THE ONLY ITEMS AVAILABLE UNDER THE  
PANEL SYSTEMS CONTRACT IS PANEL SYSTEMS  
FURNITURE!**

\*\*\*Other items may be available, but can **NOT** be purchased using the Panel Systems Contract.

Allsteel®

Terrace®





Shown with Align™ storage

## The building blocks for a better office.

What makes a workspace inspiring? The truth is, it's different for every office and every worker. The Terrace frame-and-tile solution offers both flexibility and refined design details. When paired with other Allsteel products, you can create beautiful, functional spaces that look as good as they work.

**Landscape™ surface:** Frosted Glass **Panel fabric:** Mica Anthracite, Mica Crystal **Laminate (edge):** Frosty White (White) **Paint:** Flint **Soft seating:** Wooly Light Grey Mix, Wooly Squash **Seating upholstery:** Attire Turquoise **Mesh carrier (mesh):** Titanium (Pearl) **Frame finish:** Titanium







Shown with Involve® storage



Shown with Align storage

# Designed to move with you throughout the day.

With Terrace, spaces can be as active as the people who use them. Worksurfaces of varying heights give people the freedom to adjust their work position. Soft seating integrated within primary work areas encourages collaboration. And flexible storage options tailor to individual needs.



Sit-to-stand workspace easily adjusts up and down, so you can change postures quickly.



Standing-height tables and open storage create a comfortable teaming area for sharing ideas.



Involve multi-dimensional laminate storage and soft seating support active work with options that keep everything tucked away yet easily accessible.





**Landscape surface:** Clear Glass, Frosted Glass **Panel fabric:** Appoint Dune, Tasanee Willow  
**Laminate and edge:** Beigewood **Storage:** Frosty White **Paint:** Sprout  
**Top trim and feet:** Brilliant White, Silver **Soft seating:** Appoint Seating Platinum, Wooly Bamboo  
**Seating upholstery:** Attire Ivy **Mesh carrier and mesh:** Black **Frame finish:** Black

Shown with Involve and Further™ storage





Shown with Align storage

## Make the most of your space and your resources.

With real estate at a premium, you need agile workspaces that can accommodate future needs and changing workstyles. Today's office furniture must work harder than ever. That's why Terrace is built to last, with sturdy steel panels that stand up to years of use and reconfigurations.



Remove a center panel and add soft seating to encourage collaboration in a shared workstation.



Convert a workstation to a meeting space by adding soft seating and lower-height storage.



Create convenient touchdown areas or separate workspaces offering ample storage and natural light.



## More ways to design one-of-a-kind environments.

From the clean aesthetic of benching, to open collaborative spaces, to individual workstations, Terrace provides unique designs that make a strong visual statement.

**Panel fabric:** Appoint Dark Pewter **Laminate (edge):** Frosty White (White) **Paint:** Silver  
**Seating upholstery:** Appoint Seating Platinum **Back carrier (3D knit):** White (Dimension™ Lime)  
**Frame finish:** Titanium



**Landscape surface:** Clear Glass **Panel fabric:** Coast Shoal **Laminate (edge):** Frosty White (White)  
**Storage:** Brazilwood, Frosty White **Paint:** Sprout **Top trim and feet:** Silver  
**Seating upholstery:** Rift Pear **Mesh carrier and mesh:** Black **Frame finish:** Black

Shown with Involve storage



Freestanding, panel-mounted,  
or undercabinet task lighting  
accommodates visual needs  
and work tasks.

Flat trim profile creates a  
clean look.

Layered worksurfaces keep piles  
off the primary worksurface yet  
easily accessible to enhance  
productivity.

To-the-floor tiles provide a  
cohesive, seamless look all  
around your space.



## Terrace. Make it yours.

The beautiful thing about Terrace is its broad range of functional, ergonomic, and aesthetic options. It can support heads-down concentration or encourage open interaction. You can mix and match a variety of options, from panel heights to worksurfaces, fabrics to frameless glass, and storage to accessories. With a broad selection of surface materials, you can create the perfect palette to complement your brand or style.

Define individual work areas without blocking natural light or views with frameless glass.

Monitor arms and keyboard trays help promote proper postures while also keeping workspaces clear.

Choose the amount, type, and location of storage, keeping everything within easy reach.

*FSC®-certified wood can be specified on veneer worksurfaces, tiles, and storage fronts to contribute to more responsible forestry practices.*


Shown with Involve storage



Extensions™ organization work tools reduce clutter and keep workspaces clear so your day stays organized.



Adding feet to storage and panels allows for air movement and offers an appealing visual aesthetic.



Soft seating doubles as hidden storage with pull-out drawers perfect for keeping materials out of the way until needed.

# Terrace Statement of Line

## FRAMES

Base Raceway



Footed



Stacking



## DOORS

Hinged



Sliding



## TRIM

Flat



Radius



Base Raceway and Footed frame heights: 35", 42½", 50", 57½", and 65"    Stacking frame heights: 15", 22½", and 30"  
Frame widths: 24", 30", 36", 42", 48", and 60"

## TILES

Tackable Fabric



Veneer



Data/Electrical Port



Tool



Marker Board



Hard Surface



Solid Steel



Perforated Steel



Landscape\*



Custom

Customer-Specified



Single-Pane Glass\*\*



Panel-Mounted Glass\*\*



\*Landscape tiles include Foundation™, Infinite Spectrum™, and Pearlescent Strata™.

\*\*Clear and frosted glass available.

## WORKSURFACES

Primary



Secondary



Wave



Straight Edge



Corner

Radial Edge



Corner Cove



Peninsula



P-Shaped Peninsula



Boomerang



Reef



Dual-Surface

Rectangle



Corner



Quarter-Round



120° Corner



60° Pie



## COUNTERTOPS

Straight



Corner



120° Corner



## ALTITUDE® HEIGHT-ADJUSTABLE SURFACES

2-, 3-Stage Electric Tables    Sit-to-Stand Worksurface



## METAL STORAGE

### Support Pedestals\*

Box/Box/File



File/File



### Mobile Pedestals\*

Box/File



Box/Box/File



File/File



### Overheads\*\*

Flipper Door



### Credenzas\*

Box/Lateral/Open with Metal Shelf



Box/Lateral

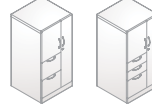


Open with Metal Shelf



### Personal Towers\*

Front Access



Side Access



\*Available with Terrace feet and laminate front.

\*\*Hinged, Sliding, and Receding door overheads also available.

## INVOLVE LAMINATE STORAGE

### Pedestals\*

Drawers



Mobile



Open



### Credenzas\*

Combination



Slider



Open



### Laterals\*

Drawers



Lateral with Open Cubby



Combination Lateral



### Bookcases\*

Bookcase with Open Shelves



Bookcase with Lateral



### Overhead

Sliding Door



### Personal Towers\*

Front Access



Side Access



### Stacking Storage

Hinged Door

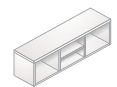


Open



### Cubby

Shown mounted beneath secondary worksurface



### Soft Seating

Seat Base with Open Cubby



Seat Base with Drawer



Banquette Cushion



Seat Cushion



Tabletop



### Low Tables

Open



Corner



\*Select models available with plinth base and power.

## STORAGE PULL OPTIONS

Arch



Square



Straight



Integral\*



Beveled\*



\*Available on metal storage only.





## Learn more about Terrace

Use your smartphone to scan this EZcode or visit [allsteeloffice.com](http://allsteeloffice.com).  
Go to [getscanlife.com](http://getscanlife.com) to download the app.



We believe that we can make a real and lasting difference for our environment by designing relevant, durable, high-quality products that are guaranteed for years of use and reuse. For details, visit [allsteeloffice.com/alltogethernow](http://allsteeloffice.com/alltogethernow).

# Allsteel®

Allsteel Inc.  
Muscatine, Iowa 52761-5257  
[allsteeloffice.com](http://allsteeloffice.com)

Form # A8061.C1 (07/15) Printed in USA



This FSC-certified paper contains 10% post-consumer recycled content.

©2015 Allsteel Inc.  
Allsteel, Altitude, Involve and Terrace are registered trademarks and Align, Dimension, Extensions, Foundation, Further, Infinite Spectrum, Landscape and Pearlescent Strata are trademarks. FSC is a registered trademark of the Forest Stewardship Council. Indoor Advantage is a trademark of SCS Global Services. level is a registered trademark of BIFMA International.

Allsteel supports green initiatives in the contract furniture industry as a member of the U.S. Green Building Council. Terrace is an Indoor Advantage™ Gold and level® 2 certified product.

