

---

# GRIN

## GRIN

### GRIN PRODUCT SPECIFICATIONS N49 SERIES

#### FRAME CONSTRUCTION

- $\frac{25}{32}$ " welded, polished, tubular steel

#### SEAT AND BACK CONSTRUCTION

- $\frac{1}{2}$ " molded plywood, cross banded for strength, forms seat and back
- $1\frac{1}{4}$ " of high grade polyurethane foam covers seat and back

#### BASE, CASTERS AND GLIDES

- 4-star polished aluminum base
- Black, hard double wheel casters, which work on multiple surfaces, are standard
- Soft casters are available for an additional upcharge
- Black polyethylene glides with a clear base are standard and work on all floors, sled base model
- Silver polyethylene glides are standard and work on all floors, swivel base model
- Felt glides are available for an upcharge, swivel base model

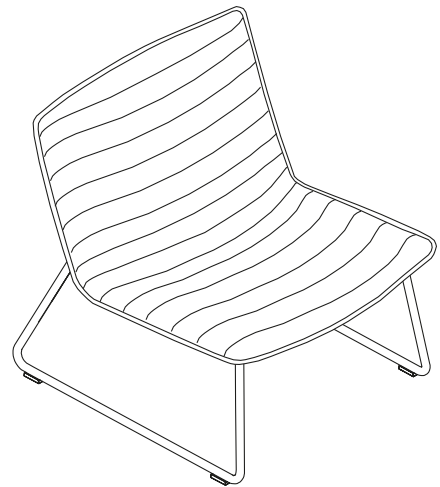
#### CONTROL MECHANISM

- Polished aluminum control mechanism and cylinder
- Static model features 360 degree swivel with auto-return
- Mobile model features 360 degree swivel

#### UPHOLSTERY DETAIL

- Contrasting fabric available on all models
- Due to stitch detail and dimensional design of the back and seat, horizontal stripes and large patterns are not recommended, as they will appear distorted or wavy across the back and seat
- Due to the inherent characteristics of certain upholstery materials, loose comfort wrinkles may be present or appear over time, especially with non-stretch vinyls and upholsteries

#### FABRIC GUIDELINES - 1, 3, 4, 5, 6



Please contact customer service for TB133 availability.

CASTERS

4-STAR BASE

- C3 Hard (Standard)
- C4 Soft (add \$26 list)

GLIDES

4-STAR BASE

- STD Hard (Standard)
- C58 Soft (add \$26 list)



TO ORDER, SPECIFY:


1. Model Number
  2. Fabric Grade / Cover Number
  3. Casters/Glides (when applicable)
- See page 15A for Grin options

To You In  
**10 DAYS**  
...or Less

Shaded model numbers are available on our "To You in 10 Days or Less" Quick Delivery program and will be delivered within 10 days.

GRIN

SLED BASE



MODEL NO.

GRADE / LIST PRICE

Quick Delivery Model: QN49GMD1

|         |  | 1       | 2/COM | 3/COL | 4    | 6    | 7    | L7   | L8   |
|---------|--|---------|-------|-------|------|------|------|------|------|
| N49GMD1 |  | \$ 1200 | 1248  | 1273  | 1308 | 1413 | 1501 | 1922 | 2056 |

DIMENSIONS

|        |    |             |     |             |     |           |      |
|--------|----|-------------|-----|-------------|-----|-----------|------|
| Width  | 27 | Seat Height | 13¾ | Back Height | 19¾ | Weight    | 35   |
| Depth  | 31 | Seat Depth  | 20½ | Back Width  | 27  | Cubic Ft. | 22.9 |
| Height | 30 | Seat Width  | 27  |             |     |           |      |

- Contrasting fabric option - specify X (i.e. N49GMD1X). For list pricing, use your electronic specification tool or contact customer service
- The front back and welt cord will be the same fabric when the contrasting option is selected
- Due to stitch detail and dimensional design of the back and seat, horizontal stripes and large patterns are not recommended, as they will appear distorted or wavy across the back and seat
- Due to the inherent characteristics of certain upholstery materials, loose comfort wrinkles may be present or appear over time, especially with non-stretch vinyls and upholsteries
- Sled base model seat height is 1¾" -2" lower than the swivel base model

4-STAR SWIVEL BASE



Static



Mobile

Quick Delivery Model: QN49GMS1

|          |        | 1       | 2/COM | 3/COL | 4    | 6    | 7    | L7   | L8   |
|----------|--------|---------|-------|-------|------|------|------|------|------|
| N49GMS1  | Static | \$ 1200 | 1248  | 1273  | 1308 | 1413 | 1501 | 1922 | 2056 |
| N49GMSC1 | Mobile | 1200    | 1248  | 1273  | 1308 | 1413 | 1501 | 1922 | 2056 |

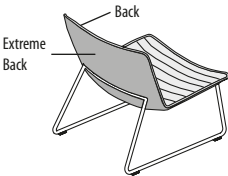
DIMENSIONS

|                 |     |                      |     |             |     |           |      |
|-----------------|-----|----------------------|-----|-------------|-----|-----------|------|
| Width           | 27  | Seat Height - Static | 15½ | Back Height | 19¾ | Weight    | 34   |
| Depth           | 28  | Seat Height - Mobile | 15¾ | Back Width  | 27  | Cubic Ft. | 22.9 |
| Height - Static | 31¾ | Seat Depth           | 20½ |             |     |           |      |
| Height - Mobile | 32  | Seat Width           | 27  |             |     |           |      |

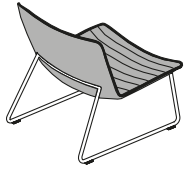
- Contrasting fabric option – specify X (i.e., N49GMS1X). For list pricing, use your electronic specification tool or contact customer service
- The front back and welt cord will be the same fabric when the contrasting option is selected
- Due to stitch detail and dimensional design of the back and seat, horizontal stripes and large patterns are not recommended, as they will appear distorted or wavy across the back and seat
- Due to the inherent characteristics of certain upholstery materials, loose comfort wrinkles may be present or appear over time, especially with non-stretch vinyls and upholsteries
- Swivel base model seat height is 1¾" -2" higher than the sled base model

TO ORDER CONTRASTING FABRIC, SPECIFY:

1. Model Number plus "X"
2. Front Back/Piping Fabric Grade Number/Cover Number
3. Extreme Back Fabric Grade Number/Cover Number
4. Casters/Glides (when applicable)



Contrasting Fabric Back View

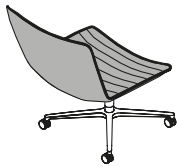
**SLED BASE  
CONTRASTING PIPING****MODEL  
NO.****GRADE / LIST PRICE**

|          |                 |    | Piping<br>Grade 1 | Piping<br>Grade 2 | Piping<br>Grade 3 | Piping<br>Grade 4 | Piping<br>Grade 6 | Piping<br>Grade 7 | Piping<br>Grade L7 | Piping<br>Grade L8 |
|----------|-----------------|----|-------------------|-------------------|-------------------|-------------------|-------------------|-------------------|--------------------|--------------------|
| N49GMD1P | Fabric Grade 1  | \$ | 1225              | 1232              | 1235              | 1240              | 1254              | 1266              | 1323               | 1342               |
|          | Fabric Grade 2  |    | 1273              | 1280              | 1283              | 1288              | 1302              | 1314              | 1371               | 1390               |
|          | Fabric Grade 3  |    | 1298              | 1305              | 1308              | 1313              | 1327              | 1339              | 1396               | 1415               |
|          | Fabric Grade 4  |    | 1333              | 1340              | 1343              | 1348              | 1362              | 1374              | 1431               | 1450               |
|          | Fabric Grade 6  |    | 1438              | 1445              | 1448              | 1453              | 1467              | 1479              | 1536               | 1555               |
|          | Fabric Grade 7  |    | 1526              | 1533              | 1536              | 1541              | 1555              | 1567              | 1624               | 1643               |
|          | Fabric Grade L7 |    | 1947              | 1954              | 1957              | 1962              | 1976              | 1988              | 2045               | 2064               |
|          | Fabric Grade L8 |    | 2081              | 2088              | 2091              | 2096              | 2110              | 2122              | 2179               | 2198               |

**DIMENSIONS**

|        |    |             |     |             |     |           |      |
|--------|----|-------------|-----|-------------|-----|-----------|------|
| Width  | 27 | Seat Height | 13¾ | Back Height | 19¾ | Weight    | 35   |
| Depth  | 31 | Seat Depth  | 20½ | Back Width  | 27  | Cubic Ft. | 22.9 |
| Height | 30 | Seat Width  | 27  |             |     |           |      |

- Contrasting piping is only available in National fabrics and leathers
- Due to stitch detail and dimensional design of the back and seat, horizontal stripes and large patterns are not recommended, as they will appear distorted or wavy across the back and seat
- Due to the inherent characteristics of certain upholstery materials, loose comfort wrinkles may be present or appear over time, especially with non-stretch vinyls and upholsteries
- Sled base model seat height is 1¾" -2" lower than swivel base model

**4-STAR  
SWIVEL BASE  
CONTRASTING PIPING**

|           |        |                 | Piping<br>Grade 1 | Piping<br>Grade 2 | Piping<br>Grade 3 | Piping<br>Grade 4 | Piping<br>Grade 6 | Piping<br>Grade 7 | Piping<br>Grade L7 | Piping<br>Grade L8 |
|-----------|--------|-----------------|-------------------|-------------------|-------------------|-------------------|-------------------|-------------------|--------------------|--------------------|
| N49GMS1P  | Static | Fabric Grade 1  | \$ 1225           | 1232              | 1235              | 1240              | 1254              | 1266              | 1323               | 1342               |
| N49GMSC1P | Mobile | Fabric Grade 2  | 1273              | 1280              | 1283              | 1288              | 1302              | 1314              | 1371               | 1390               |
|           |        | Fabric Grade 3  | 1298              | 1305              | 1308              | 1313              | 1327              | 1339              | 1396               | 1415               |
|           |        | Fabric Grade 4  | 1333              | 1340              | 1343              | 1348              | 1362              | 1374              | 1431               | 1450               |
|           |        | Fabric Grade 6  | 1438              | 1445              | 1448              | 1453              | 1467              | 1479              | 1536               | 1555               |
|           |        | Fabric Grade 7  | 1526              | 1533              | 1536              | 1541              | 1555              | 1567              | 1624               | 1643               |
|           |        | Fabric Grade L7 | 1947              | 1954              | 1957              | 1962              | 1976              | 1988              | 2045               | 2064               |
|           |        | Fabric Grade L8 | 2081              | 2088              | 2091              | 2096              | 2110              | 2122              | 2179               | 2198               |

**DIMENSIONS**

|                 |     |                      |     |             |     |           |      |
|-----------------|-----|----------------------|-----|-------------|-----|-----------|------|
| Width           | 27  | Seat Height - Static | 15½ | Back Height | 19¾ | Weight    | 34   |
| Depth           | 28  | Seat Height - Mobile | 15¾ | Back Width  | 27  | Cubic Ft. | 22.9 |
| Height - Static | 31¾ | Seat Depth           | 20½ |             |     |           |      |
| Height - Mobile | 32  | Seat Width           | 27  |             |     |           |      |

- Contrasting piping is only available in National fabrics and leathers
- Due to stitch detail and dimensional design of the back and seat, horizontal stripes and large patterns are not recommended, as they will appear distorted or wavy across the back and seat
- Due to the inherent characteristics of certain upholstery materials, loose comfort wrinkles may be present or appear over time, especially with non-stretch vinyls and upholsteries
- Swivel base model seat height 1¾" -2" higher than sled base model

**TO ORDER CONTRASTING PIPING, SPECIFY:**

1. Model Number
2. Fabric Grade / Cover Number
3. Piping Fabric Grade/ Cover Number
4. Casters/Glides (when applicable)