

VIRCO Furniture & Equipment

FOR EDUCATION, HOSPITALITY AND PUBLIC ENVIRONMENTS

2016 **Dealer** F.O.B. Factory List Prices

Effective January 1, 2016



WHOLESALE/DEALER ORDER INFORMATION

Factories, Showrooms and Distribution Centers

Virco's Torrance, CA facility is the F.O.B. FACTORY AND DELIVERY LOCATION, for these states: AK, AZ, CA, CO, HI, ID, IL, IN, KY, MI, MT, NM, NV, OR, UT, WA, and WY.
NOTE: Alaska and Hawaii residents contact Virco for delivered prices.

Virco Inc.
2027 Harpers Way
Torrance, CA 90501
Phone: 800-448-4726
Fax: 800-258-7367
Customer Service Hours: 6:30 a.m. to 4:30 p.m. (PST)

Virco's Conway, AR facility is the F.O.B. FACTORY AND DELIVERY LOCATION, for these states: AL, AR, CT, DC, DE, FL, GA, IA, KS, LA, ME, MD, MA, MN, MO, MS, NE, ND, NH, NJ, NY, NC, OH, OK, PA, RI, SC, SD, TN, TX, VT, VA, WI, and WV.

Virco Inc.
Highway 65, South
Conway, AR 72032
Phone: 800-448-4726
Fax: 800-396-8232
Customer Service Hours: 7:30 a.m. to 4:30 p.m. (CST)

VIRCO 2016 WHOLESALE AND DEALER PRODUCT ASSORTMENT

This price list describes Virco's large selection of educational and institutional furniture, all of which are stocked, assembled, or made year-round at our factories in Conway, Arkansas, and Torrance, California. Furniture selected from this price list falls into one of three categories for order fulfillment: Stocked Models are generally ready to ship in 2-3 days from order acknowledgement; Assembled-to-Order Models are generally ready to ship in 2-3 weeks from order acknowledgement; while Made-to-Order Models are generally ready to ship in 4-8 weeks from order acknowledgement. Custom orders and orders that require a minimum purchase quantity may require additional manufacturing time. In addition, during the heavy summer months unusually high demand for a specific item may result in longer lead times.

TO OPEN AN ACCOUNT with Virco, a minimum initial order of \$5,000 is required. Customers desiring an open line of credit are required to fill-out a credit application and submit a financial statement. This information will be reviewed to determine whether a credit line will be activated and what its size will be. Accounts with lower annual volume will be closed at year-end. Accounts closed for this reason may be reactivated at any time by placing a \$5,000 order.

INVOICE TERMS for credit accounts are 1%, 10 days, or Net 30 days. Customers without a Virco credit line must submit payment at the time of order entry.

PURCHASE ORDERS

You can send purchase orders via email to orders@virco.com, by fax, or by phone. All purchase orders must include:

- Your complete billing information, including the billing address, the contact person and their phone number (If you know your Virco account number, please provide that as well)
- Complete shipping information (where the furniture should be sent) including physical address, the contact person and their phone number, and any special delivery requirements (may incur additional shipping charges)
- Requested delivery date range (extremely important – see below)

The requested delivery date is a required element of the order. Failure to indicate a delivery date will result in the order shipping as soon as it is ready. Indication of a delivery date that is earlier than the stated lead times for the items on the order will result in the order shipping as soon as it is ready. If a specific delivery date is needed, please indicate a range of dates that are acceptable as it may not be possible to deliver on a specific date. If an order cannot be received until a certain date, please indicate a "not before" date, with the understanding that the order can arrive anytime after that date and will not necessarily arrive the next day. During our peak season of July and August, delivery dates may be extended due to heavy demand for both product and transportation. Accepting orders as soon as they are ready is the best way to ensure your order is fulfilled.

If you are seeking the fastest delivery times, order products from different groups (Stocked Models, Assembled-to-Order Models, Made-to-Order Models) on different purchase orders. Orders with product from mixed groups will be shipped when complete, which will be at the longest model lead time. Any orders for Stocked models only will be shipped as soon as possible, unless otherwise requested. Due to the quick turnaround of these orders, no shipping notification will be provided. Sorry, but we cannot accept C.O.D. orders. We do accept Visa, Master Card, American Express, and Discover as forms of payment.

All orders are confirmed with a printed acknowledgement, which is mailed (or e-mailed on request) to the sold-to address within two days of receipt. Please check the acknowledgement carefully to ensure that your order has been entered correctly. We will make every effort to accommodate requested delivery dates. Some orders may ship sooner than our stated lead-times, especially during winter, spring and fall. Summer lead-times may extend one or two weeks longer than normal. Please note critical delivery dates, such as openings or special events, on your purchase order. This is essential to help us manage your end user's expectations.

WHOLESALE/DEALER ORDER INFORMATION

WILL-CALL ORDERS

Will-call orders will be accepted only for merchandise normally stocked at the designated warehouse or distribution center.

Will-call orders will be held for 30 days after Virco has notified the customer that merchandise is ready for pick-up. After 30 days, Virco reserves the right to release such merchandise for other orders.

F.O.B. FACTORY SHIPMENTS/FREIGHT COLLECT

Title changes hands at shipping point upon tender of shipment to carrier in good condition. All charges for freight are paid by the customer or beneficial owner. Claims for loss or damage in transit are resolved by the carrier and the customer or beneficial owner.

F.O.B. DELIVERED SHIPMENTS/FREIGHT PREPAID

Title changes hands at the delivery point upon receipt in good condition. Virco pays freight charges and resolves all claims for loss or damage in transit.

PREPAID AND CHARGE AND PREPAID SHIPMENTS

Virco reserves the right to select at its sole discretion the most economical mode of transportation. Instructions for use of a specific carrier will be honored only when shipping costs are comparable to Virco's normal method of shipment.

LOSS OR DAMAGE IN TRANSIT

Virco will honor requests for credit due to loss or damage in transit only when terms of sale are F.O.B. Delivered.

CHANGES OR CANCELLATIONS OF ORDERS

Purchase orders acknowledged by Virco Inc. cannot be changed or cancelled without Virco Inc.'s consent, which consent may be conditioned upon Customer's agreement to pay increased or additional expenses resulting from the requested change or cancellation, including but not limited to a twenty-five percent (25%) cancellation charge if order is cancelled or changed within a minimum of twenty (20) days prior to expected delivery date as acknowledged. Products with custom options cannot be cancelled or returned.

MERCHANDISE RETURNS

No merchandise will be returned by customers without the express written approval of the Conway or Torrance factory. Unauthorized returns will be refused and returned to customer at customer's own expense.

DELIVERY OPTIONS

- WILL Call F.O.B. FACTORY is the standard delivery option for wholesalers and dealers. Most wholesale and dealer partners select F.O.B. Factory pricing and arrange their own freight. When a Will Call order is ready, you will be contacted to schedule an appointment for pickup. Once the appointment is set, Virco will stage the product for pickup. Virco's Will Call does not include loading of the product. Our dock hours are 8:00 a.m. — noon, and 1:00 — 3:00 p.m., Monday through Friday. All Will Call orders are staged and held for one day. If you miss your scheduled appointment, Virco may choose to restock your order, which would require you to reschedule your appointment. Will Call privileges may be revoked due to excessive missed appointments.

For those who desire additional service, we offer the following options:

- DROP SHIPMENTS are available at F.O.B. Factory pricing for a \$250.00 minimum surcharge on orders under \$1,000. For orders over \$1,000 a 20% or \$200.00 minimum surcharge will apply. Drop Shipments also require contact names and phone numbers at both the end user and billing address. Please remember that many end users are not familiar with commercial shipping procedures or the demands of handling heavy furniture.
- TAILGATE DELIVERY is available for a \$250.00 minimum surcharge on orders under \$1,000. For orders over \$1,000 a 20% or \$200.00 minimum surcharge will apply. Tailgate Delivery assumes consolidation and does not allow for partial line item shipments. Additional shipping and handling charges will apply to partial shipments, if necessary.

Tailgate delivery means that the driver is responsible for moving the goods to the tailgate of the truck only. Therefore, you must have personnel on hand to unload the truck. We can arrange for 24 hours advance notice of the delivery at your request.

FedEx

Items with an (*) in the FedEx column of this price list may be shipped via FedEx as of January 1, 2016. FedEx periodically changes their shipping terms and conditions. We recommend that you refer to the FedEx website at www.fedex.com for the latest policy.

WHOLESALE/DEALER ORDER INFORMATION

REDELIVERY AND RESTOCKING CHARGES

When consignees refuse or are unable to accept delivered orders, we will charge 100% of the original freight cost plus demurrage charges to redeliver the order. Returned orders are subject to a minimum 20% restocking fee. Merchandise returns can only be accepted with prior authorization from Virco's Customer Service Department; moreover, all returned items must be unused and still in their original packaging. Authorization to return merchandise must be approved by Virco Customer Service no later than 90 days after initial delivery. We do not accept returns of custom-made products, and we will refuse returns that are submitted without prior authorization from Virco Customer Service.

STEPS TO TAKE WHEN RECEIVING SHIPMENTS

VERIFY COUNT

Make sure you receive as many cartons as are listed on the delivery receipt. If any shortage is discovered, note exactly how many cartons are short on the carrier's delivery receipt and have the driver note the shortage on your copy.

CAREFULLY EXAMINE EACH CARTON FOR DAMAGE

If damage is visible, note this fact on the delivery receipt and have the driver clearly note the damage on your copy. If you suspect that the carton contents may be damaged, insist that the driver remain present while you open the carton and jointly inspect the contents. Any concealed damage discovered should also be noted on the delivery receipt and on your copy. Be sure to retain your copy.

IMMEDIATELY AFTER DELIVERY, OPEN ALL CARTONS AND INSPECT FOR CONCEALED DAMAGE

All cartons should be opened and contents inspected for possible concealed damage.

REPORT ANY PROBLEMS TO VIRCO CUSTOMER SERVICE IMMEDIATELY (800-448-4726)

If damage is found, details should be reported to Virco immediately. According to ICC regulations, failure to report concealed damage within 5 calendar days of the delivery date could result in the carrier denying the claim and any replacement costs may be your responsibility.

STEPS TO TAKE WHEN CARRIER MAKES INSPECTION OF DAMAGED ITEMS

HAVE DAMAGED ITEMS IN THE RECEIVING AREA

Make certain that the damaged items have not been moved from the receiving area. Allow the inspector to inspect the damaged items, cartons, inner packing materials and freight bill. Be sure to retain your delivery receipt since it will be needed as supporting documentation when the claim is filed.

AFTER THE INSPECTOR FILLS OUT THE REPORT, READ IT CAREFULLY BEFORE SIGNING

If you do not agree with any statements made by the inspector on the report, do not sign it. Unless repairs will be completely satisfactory, be sure the inspector requests replacement on the inspection report. A new item can be ordered only if the report specifies "replace."

CONTINUE TO RETAIN DAMAGED MERCHANDISE

Even though the inspection has been completed, damaged items cannot be used or disposed of without written permission from the carrier or Virco. After the claim has been settled, the carrier will either pick-up the damaged items or send a letter asking you to dispose of the merchandise.

WHOLESALEERS DIRECTORY

ALABAMA

COE Distributing
1013 Woodward Ave.
Charlotte, NC 28206
(800) 388-8202
Fax: (866) 437-6037
www.coedistributing.com

S. P. Richards Co.
204 Industrial Drive
Birmingham, AL 35211
(205) 945-8846
(800) 848-3508
Fax: (205) 940-9820
www.sprichards.com

Essendant
125 Horizon Dr.
Suwanee, GA 30024
(800) 733-4087
(770) 446-8300
Fax: (770) 242-7879
www.essendant.com

ALASKA

HBC Distributors
18221 Andover Park West
Tukwila, WA 98188
(206) 682-7934
Fax: (206) 624-6586
www.hbcdistributors.com

Essendant
18351 Cascade Ave.
Tukwila, WA 98188
(800) 678-6015
(425) 251-5909
Fax: (425) 251-8431
www.essendant.com

ARIZONA

Pacific Coast Furniture Distributors
5801 Warehouse Way, Suite F
Sacramento, CA 95826
(916) 830-5666
(800) 366-6636
Fax: 916-830-5660

S. P. Richards Co.
1429 S. 40th Avenue, Suite C
Phoenix, AZ 85009
(602) 233-9208
(800) 433-4101
Fax: (602) 233-9240
Fax: 800-433-4124
www.sprichards.com

Essendant
1013 W. Alameda Dr.
Tempe, AZ 85282
(800) 678-6014
(602) 273-6929
Fax: (480) 968-1421
www.essendant.com

ARKANSAS

COE Distributing
1013 Woodward Ave.
Charlotte, NC 28206
(800) 388-8202
Fax: (866) 437-6037
www.coedistributing.com

ARKANSAS cont'd

R.C. Distributing Co., Inc.
1630 S. Second St.
St. Louis, MO 63104-4515
(314) 421-1630
(800) 798-7170
Fax: (314) 421-1638

Essendant
1870 North 109th East Ave.
Tulsa, OK 74116
(800) 859-6005
(918) 836-3361
Fax: (918) 838-8226
www.essendant.com

Essendant
5425 FAA Blvd.
Irving, TX 75061
(877) 733-1567
(817) 283-3663
Fax: (817) 283-2399
www.essendant.com

Essendant
5300 Hickory Hill Rd., Ste. 105
Memphis, TN 38141
(866) 835-4000
(901) 369-8044
Fax: (901) 369-9522
www.essendant.com

CALIFORNIA

Pacific Coast Furniture Distributors
5801 Warehouse Way, Suite F
Sacramento, CA 95826
(916) 830-5666
(800) 366-6636
Fax: 916-830-5660

S. P. Richards Co.
10235 San Seavine Way, Bldg. 120
Mira Loma, CA 91752
(951) 681-3114
(800) 331-5410
Fax: (951) 681-6702
www.sprichards.com

S. P. Richards Co.
181 Main Avenue
Sacramento, CA 95838
(916) 641-1838
(800) 548-1617
Fax: (916) 641-2664
www.sprichards.com

Essendant
918 S. Stimson Ave.
City of Industry, CA 91745
(800) 733-4086
(818) 961-0011
Fax: (818) 333-9579
www.essendant.com

Essendant
5440 Stationers Way
Sacramento, CA 95842
(800) 859-6017
(916) 344-6707
Fax: (916) 924-6639
www.essendant.com

CANADA

Chestwood-Mezey Distribution
100 Steelcase Road East
Markham, Ontario L3R 1E8
(800) 263-1606
(905) 475-5542
Fax: (800) 668-6446
www.chestwood.com
info@chestwood.com

COLORADO

Office Warehouse Inc.
4603 Monaco
Denver, CO 80216
(303) 399-1300
Fax: (303) 388-0916

Rocky Mountain Furniture Group
11475 E. 53rd Ave., Unit 100
Denver, CO 80239
(303) 595-9090
(800) 292-3952
Fax: (303) 595-9077
www.rmfg-group.com

S. P. Richards Co.
11600 East 56th Avenue
Denver, CO 80239
(303) 573-6000
(800) 848-3506
Fax: (303) 595-8073
www.sprichards.com

Essendant
9910 E. 47th Ave., #D3
Denver, CO 80238
(800) 525-6010
(720) 374-4000
Fax: (720) 374-1951
www.essendant.com

CONNECTICUT

COE Distributing
1020 Franklin Drive
Smock, PA 15480
(800) 388-8202
Fax: (866) 437-6037
www.coedistributing.com

S. P. Richards Co.
8 Craftsman Rd, E.
Windsor Ind. Park
East Windsor, CT 06088
(860) 627-0291
(800) 243-0088
Fax: (860) 623-2691
www.sprichards.com

Essendant
Highway 9W & Wolf Road
Coxsackie, NY 12051
(800) 733-4096
(518) 731-9100
Fax: (518) 731-8271
www.essendant.com

Essendant
415 Wildwood Ave.
Woburn, MA 01801
(800) 733-4085
(781) 933-0060
Fax: (781) 935-2804
www.essendant.com

DELAWARE

COE Distributing
1020 Franklin Drive
Smokey, PA 15480
(800) 388-8202
Fax: (866) 437-6037
www.coedistributing.com

Essendant
7441 Candlewood Rd.
Hanover, MD 21076
(800) 733-4089
(410) 850-4700
Fax: (410) 850-0251
www.essendant.com

DISTRICT OF COLUMBIA

COE Distributing
1020 Franklin Drive
Smokey, PA 15480
(800) 388-8202
Fax: (866) 437-6037
www.coedistributing.com

S. P. Richards Co.
8231-C Stayton Drive
Jessup, MD 20794
Baltimore Area: (410) 792-4625
Fax: (410) 792-9219
(800) 638-2335
Washington Area: (301) 953-9170
Fax: (301) 470-4085
www.sprichards.com

Essendant
7441 Candlewood Rd.
Hanover, MD 21076
(800) 733-4089
(410) 850-4700
Fax: (410) 850-0251
www.essendant.com

FLORIDA

COE Distributing
1013 Woodward Ave.
Charlotte, NC 28206
(800) 388-8202
Fax: (866) 437-6037
www.coedistributing.com

S. P. Richards Co.
6525 Harney Road
Tampa, FL 33610
(813) 626-6009
(800) 526-1779
Fax: (813) 626-5948
www.sprichards.com

S. P. Richards Co.
4701 East 7th Avenue
Tampa, FL 33605
(813) 247-4361
(800) 526-1779
Fax: (813) 248-4397
www.sprichards.com

S. P. Richards Co.
7453 Presidents Drive
Orlando, FL 32809
(407) 857-4061
(800) 432-7789
Fax: (407) 855-7660
www.sprichards.com

FLORIDA cont'd

S. P. Richards Co.
3590 N.W. 114th Street
Miami, FL 33167
Miami Area: (305) 685-5678
Ft. Lauderdale Area: (954) 524-1144
(800) 432-5147
Fax: (305) 681-5560
www.sprichards.com

S. P. Richards Co.
5501 Commonwealth Avenue
Jacksonville, FL 32254
(904) 786-0604
(800) 535-6497
Fax: (904) 783-3414
www.sprichards.com

Essendant
3365 Enterprise Ave.
Ft. Lauderdale, FL 33331
(800) 733-4099
(954) 384-7550
Fax: (954) 384-1313
www.essendant.com

Essendant
2405 Commerce Park Drive
Orlando, FL 32819
(866) 413-1756
(407) 362-2120
Fax: (407) 354-9828
www.essendant.com

GEORGIA

COE Distributing
1013 Woodward Ave.
Charlotte, NC 28206
(800) 388-8202
Fax: (866) 437-6037
www.coedistributing.com

S. P. Richards Co.
6300 Highlands Parkway
Smyrna, GA 30082
(770) 434-4571
(800) 282-6271
Fax: (770) 434-1015
www.sprichards.com

Essendant
125 Horizon Drive
Suwanee, GA 30024
(800) 733-4087
(770) 446-8300
Fax: (770) 242-7879
www.essendant.com

HAWAII

Essendant
918 S. Stimson Ave.
City of Industry, CA 91745
(800) 733-4086
(818) 961-0011
Fax: (818) 333-9579
www.essendant.com

IDAHO

HBC Distributors
18221 Andover Park West
Tukwila, WA 98188
(206) 682-7934
Fax: (206) 624-6586
www.hbcdistributors.com

WHOLESALEERS DIRECTORY continued

IDAHO cont'd

HBC Distributors
6038 N.E. 78th Court
Portland, OR 97218
(503) 253-5500
Fax: (503) 253-6265
www.hbcdistributors.com

Essendant
4625 W. 1730 South St.
Salt Lake City, UT 84104
(800) 859-6019
(801) 973-0180
Fax: (801) 973-0837
www.essendant.com

ILLINOIS

Doane Keyes Associates
2907 W. Logansport Rd.
Peru, IN 46970
(800) 342-5352
(765) 473-5594
Fax: (800) 223-2352
www.dka-online.com

Furniture Distributors
318 W. 86th St.
Bloomington, MN 55420
(888) 339-1737
(952) 854-2348
Fax: (952) 851-0984

R.C. Distributing Co., Inc.
1630 S. Second St.
St. Louis, MO 63104-4515
(314) 421-1630
(800) 798-7170
Fax: (314) 421-1638

S. P. Richards Co.
2650 Lively Blvd.
Elk Grove Village, IL 60007
(847) 616-7700
(800) 858-8681
Fax: (847) 616-0546
www.sprichards.com

Storlie Company
4725 Excelsior Blvd, Suite 301
Minneapolis, MN 55416
(952) 920-8303
Fax: (952) 920-8246
www.storliecompany.com

Essendant
810 Kimberly Court
Carol Stream, IL 60188
(800) 982-4351
(630) 690-1400
Fax: (630) 682-8993
Fax: (800) 982-4353
www.essendant.com

Essendant
2000 Wolf Business Park
Greenville, IL 62246
(800) 733-4095
(618) 664-3090
Fax: (618) 664-2600
www.essendant.com

ILLINOIS cont'd

COE Distributing
1020 Franklin Drive
Smock, PA 15480
(800) 388-8202
Fax: (866) 437-6037
www.coedistributing.com

Doane Keyes Associates
2907 W. Logansport Rd.
Peru, IN 46970
(800) 342-5352
(765) 473-5594
Fax: (800) 223-2352
www.dka-online.com

INDIANA

S. P. Richards Co.
8009 Allison Avenue
Indianapolis, IN 46268
(317) 876-9829
(800) 331-9792
Fax: (317) 876-1523
www.sprichards.com

Essendant
5345 W. 81st St.
Indianapolis, IN 46268
(800) 525-3449
(317) 876-5300
Fax: (317) 876-5765
www.essendant.com

IOWA

Furniture Distributors
318 W. 86th St.
Bloomington, MN 55420
(888) 339-1737
(952) 854-2348
Fax: (952) 851-0984

R.C. Distributing Co., Inc.
1630 S. Second St.
St. Louis, MO 63104-4515
(314) 421-1630
(800) 798-7170
Fax: (314) 421-1638

Storlie Company
4725 Excelsior Blvd, Suite 301
Minneapolis, MN 55416
(952) 920-8303
Fax: (952) 920-8246
www.storliecompany.com

Essendant
1720 Alexander Rd.
Eagan, MN 55121
(800) 733-4092
(651) 681-1720
Fax: (651) 681-9386
www.essendant.com

Essendant
7509 Boone Ave.
Brooklyn Park, MN 55428
(800) 328-6513
(763) 424-9600
Fax: (763) 424-1050
www.essendant.com

KANSAS

Essendant
1606 Linn St.
North Kansas City, MO 64116
(800) 678-6029
(816) 842-1811
Fax: (816) 421-3596
www.essendant.com

R.C. Distributing Co., Inc.
1630 S. Second St.
St. Louis, MO 63104-4515
(314) 421-1630
(800) 798-7170
Fax: (314) 421-1638

Rocky Mountain Furniture Group
11475 E. 53rd Ave., Unit 100
Denver, CO 80239
(303) 595-9090
(800) 292-3952
Fax: (303) 595-9077
www.rmfg-group.com

Storlie Company
4725 Excelsior Blvd, Suite 301
Minneapolis, MN 55416
(952) 920-8303
Fax: (952) 920-8246
www.storliecompany.com

Essendant
1870 North 109th East Ave.
Tulsa, OK 74116
(800) 859-6005
(918) 836-3361
Fax: (918) 838-8226
www.essendant.com

Essendant
9910 East 47th Ave., #D3
Denver, CO 80238
(800) 525-6010
(720) 374-4000
Fax: (720) 374-1951
www.essendant.com

KENTUCKY

COE Distributing
1020 Franklin Drive
Smoek, PA 15480
(800) 388-8202
Fax: (866) 437-6037
www.coedistributing.com

Doane Keyes Associates
2907 W. Logansport Rd.
Peru, IN 46970
(800) 342-5352
(765) 473-5594
Fax: (800) 223-2352
www.dka-online.com

Essendant
455 Industrial Blvd., Suite A
La Vergne, TN 37086
(800) 251-8198
(615) 287-0800
Fax: (615) 287-0801
www.essendant.com

KENTUCKY cont'd

Essendant
1634 Westbelt Dr.
Columbus, OH 43228
(800) 292-6473
(614) 876-7774
Fax: (614) 876-4922
www.essendant.com

LOUISIANA

S. P. Richards Co.
1012 McDermott Road,
LaBarre Business Park
Metairie, LA 70001
(504) 834-3540
(800) 535-7187
Fax: (504) 834-9404
www.sprichards.com

Essendant
300 Plache St.
New Orleans, LA 70123
(800) 859-6026
(504) 733-1452
Fax: (504) 736-5600
www.essendant.com

Essendant
7677 Pinemont Dr.
Houston, TX 77040
(800) 989-7487
Fax: (800) 452-4277
www.essendant.com

MAINE

COE Distributing
1020 Franklin Drive
Smoek, PA 15480
(800) 388-8202
Fax: (866) 437-6037
www.coedistributing.com

Essendant
415 Wildwood Ave.
Woburn, MA 01801
(800) 733-4085
(781) 933-0060
Fax: (781) 935-2804
www.essendant.com

MARYLAND

BOF Associates
505 Thomson Park Drive
Cranberry Township, PA 16066
(724) 778-0040
(800) 479-4776
Fax: (724) 778-0055
www.bofinc.com

COE Distributing
1020 Franklin Drive
Smoek, PA 15480
(800) 388-8202
Fax: (866) 437-6037
www.coedistributing.com

MARYLAND cont'd

S. P. Richards Co.
8231-C Stayton Drive
Jessup, MD 20794
Baltimore Area: (410) 792-4625
Fax: (410) 792-9219
(800) 638-2335
Washington Area: (301) 953-9170
Fax: (301) 470-4085
www.sprichards.com

Essendant
7441 Candlewood Road
Hanover, MD 21076
(800) 733-4089
(410) 850-4700
Fax: (410) 850-0251
www.essendant.com

MASSACHUSETTS

COE Distributing
1020 Franklin Drive
Smoek, PA 15480
(800) 388-8202
Fax: (866) 437-6037
www.coedistributing.com

Essendant
415 Wildwood Ave.
Woburn, MA 01801
(800) 733-4085
Fax: (781) 935-2804
www.essendant.com

MICHIGAN

COE Distributing
1020 Franklin Drive
Smoek, PA 15480
(800) 388-8202
Fax: (866) 437-6037
www.coedistributing.com

Doane Keyes Associates
2907 W. Logansport Rd.
Peru, IN 46970
(800) 342-5352
(765) 473-5594
Fax: (800) 223-2352
www.dka-online.com

S. P. Richards Co.
32500 Van Born Road, Suite 200
Wayne, MI 48184
(734) 721-6440
(800) 447-0348
Fax: (800) 533-2456
www.sprichards.com

Essendant
2640 Northridge Dr. NW
Walker, MI 49544
(866) 613-5781
(616) 647-9024
Fax: (616) 647-9665
www.essendant.com

MINNESOTA

Furniture Distributors
318 W. 86th St.
Bloomington, MN 55420
(888) 339-1737
(952) 854-2348
Fax: (952) 851-0984

WHOLESALEERS DIRECTORY continued

MINNESOTA cont'd

Storlie Company
4725 Excelsior Blvd, Suite 301
Minneapolis, MN 55416
(952) 920-8303
Fax: (952) 920-8246
www.storliecompany.com

S. P. Richards Co.
2416 Maplewood Drive
St. Paul, MN 55109
(651) 484-8459
(800) 328-9559
Fax: (651) 484-2275
www.sprichards.com

Essendant
7509 Boone Ave., North
Brooklyn Park, MN 55428
(800) 328-6513
(763) 424-9600
Fax: (763) 424-1050
www.essendant.com

Essendant
1720 Alexander Road
Eagan, MN 55121
(800) 733-4092
(651) 681-1720
Fax: (651) 681-9386
www.essendant.com

MISSISSIPPI

Essendant
125 Horizon Dr.
Suwanee, GA 30024
(800) 733-4087
(770) 446-8300
Fax: (770) 242-7879
www.essendant.com

Essendant
5300 Hickory Hill Rd., Ste. 105
Memphis, TN 38141
(866) 835-4000
(901) 369-8044
Fax: (901) 369-9522
www.essendant.com

Essendant
300 Plaque St.
New Orleans, LA 70123
(800) 859-6026
(504) 733-1452
Fax: (504) 733-1898
www.essendant.com

MISSOURI

R.C. Distributing Co., Inc.
1630 S. Second St.
St. Louis, MO 63104-4515
(314) 421-1630
(800) 798-1710
Fax: (314) 421-1638

Storlie Company
4725 Excelsior Blvd, Suite 301
Minneapolis, MN 55416
(952) 920-8303
Fax: (952) 920-8246
www.storliecompany.com

MISSOURI cont'd

S. P. Richards Co.
2127 River Front Drive
Kansas City, MO 64120
(816) 471-5422
(800) 821-2347
Fax: (816) 472-1654
Fax: (816) 471-7414
www.sprichards.com

S. P. Richards Co.
11628 Fairgrove Ind. Blvd.
Maryland Heights, MO 63043
(314) 567-7726
(800) 325-4677
Fax: (314) 567-3061
www.sprichards.com

Essendant
1606 Linn St.
North Kansas City, MO 64116
(800) 678-6029
(816) 842-1811
Fax: (816) 421-3576
www.essendant.com

Essendant
2000 Wolf Business Park
Greenville, IL 62246
(800) 733-4095
(618) 664-3090
Fax: (618) 664-2600
www.essendant.com

Essendant
1870 North 109th East Ave.
Tulsa, OK 74116
(800) 859-6005
(918) 836-3361
Fax: (918) 838-8226
www.essendant.com

MONTANA

Office Furniture Wholesale
20 S. Broadway
Billings, MT 59102
(800) 755-1592
(406) 245-7987
Fax: (406) 245-8336

Essendant
4625 West 1730 South St.
Salt Lake City, UT 84104
(800) 859-6019
(801) 973-0180
Fax: (801) 973-0387
www.essendant.com

Essendant
9910 East 47th Ave., #D3
Denver, CO 80238
(800) 525-6010
(720) 374-4000
Fax: (720) 374-1951
www.essendant.com

NEBRASKA

Rocky Mountain Furniture Group
11475 E. 53rd Ave., Unit 100
Denver, CO 80239
(303) 595-9090
(800) 292-3952
Fax: (303) 595-9077
www.rmfgroup.com

NEBRASKA cont'd

Storlie Company
4725 Excelsior Blvd, Suite 301
Minneapolis, MN 55416
(952) 920-8303
Fax: (952) 920-8246
www.storliecompany.com

Essendant
1606 Linn St.
North Kansas City, MO 64116
(800) 678-6029
(816) 842-1811
Fax: (816) 421-3576
www.essendant.com

NEVADA

Pacific Coast Furniture Distributors
5801 Warehouse Way, Suite F
Sacramento, CA 95826
(916) 830-5666
(800) 366-6636
Fax: 916-830-5660

Essendant
918 S. Stimson Ave.
City of Industry, CA 91749
(800) 733-4086
(818) 961-0011
Fax: (818) 333-9579
www.essendant.com

NEW HAMPSHIRE

COE Distributing
1020 Franklin Drive
Smock, PA 15480
(800) 388-8202
Fax: (866) 437-6037
www.coedistributing.com

S. P. Richards Co.
4 Capitol Street
Nashua, NH 03063
(603) 883-2147
(800) 437-0967
Fax: (603) 881-8176
www.sprichards.com

Essendant
415 Wildwood Ave.
Woburn, MA 01801
(800) 733-4085
(781) 933-0060
Fax: (781) 935-2804
www.essendant.com

NEW JERSEY

COE Distributing
1020 Franklin Drive
Smokey, PA 15480
(800) 388-8202
Fax: (866) 437-6037
www.coedistributing.com

S. P. Richards Co.
336 New Albany Road
Moorestown, NJ 08057
(856) 866-1400
(800) 524-0179
Fax: (856) 866-2815
www.sprichards.com

NEW JERSEY cont'd

S. P. Richards Co.
40 Commerce Drive
Cranbury, NJ 08512
(609) 409-9062
Fax: (609) 409-9070
www.sprichards.com

Essendant
100 Liberty Way
Cranbury, NJ 08512
(866) 733-4894
(609) 619-4000
Fax: (609) 409-9066
www.essendant.com

NEW MEXICO

Rocky Mountain Furniture Group
11475 E. 53rd Ave., Unit 100
Denver, CO 80239
(303) 595-9090
(800) 292-3952
Fax: (303) 595-9077
www.rmfgroup.com

Essendant
9910 East 47th Ave., #D3
Denver, CO 80238
(800) 525-6010
(720) 374-4000
Fax: (720) 374-1951
www.essendant.com

NEW YORK (Upstate)

Azerty
13 Centre Dr.
Orchard Park NY 14127
800-888-8080
716-662-0200

COE Distributing
1020 Franklin Drive
Smokey, PA 15480
(800) 388-8202
Fax: (866) 437-6037
www.coedistributing.com

NEW YORK (Metro)

COE Distributing
1020 Franklin Drive
Smokey, PA 15480
(800) 388-8202
Fax: (866) 437-6037
www.coedistributing.com

S. P. Richards Co.
Building 5A, Chrysler Lane
East Syracuse, NY 13057
(315) 463-4877
(800) 752-0062
Fax: (315) 463-5216
www.sprichards.com

S. P. Richards Co.
24 Wes Warren Drive
Middletown, NY 10941
(845) 692-5534
(800) 833-8658
Fax: (845) 692-2517
www.sprichards.com

NEW YORK (Metro) cont'd

Essendant
Highway 9W & Wolf Road
Coxsackie, NY 12051
(800) 733-4096
(518) 731-9100
Fax: (518) 731-8271
www.essendant.com

Essendant
100 Liberty Way
Cranbury, NJ 08512
(866) 733-4894
(609) 619-4000
Fax: (609) 409-9066
www.essendant.com

NORTH CAROLINA

COE Distributing
1013 Woodward Ave.
Charlotte, NC 28206
(800) 388-8202
Fax: (866) 437-6037
www.coedistributing.com

S. P. Richards Co.
6207 Corporate Park Drive
Browns Summit, NC 27214
(336) 621-0994
(800) 334-3727
Fax: (336) 621-9313
www.sprichards.com

S. P. Richards Co.
322 West 32nd Street
Charlotte, NC 28206
(704) 372-2815
(800) 438-4072
Fax: (704) 331-0504
www.sprichards.com

Essendant
10800 Withers Cove Park Dr.
Charlotte, NC 28278
(800) 458-6068
(704) 319-3177
Fax: (704) 588-6520
www.essendant.com

NORTH DAKOTA

Furniture Distributors
318 W. 86th St.
Bloomington, MN 55420
(888) 339-1737
(952) 854-2348
Fax: (952) 851-0984

Storlie Company
4725 Excelsior Blvd, Suite 301
Minneapolis, MN 55416
(952) 920-8303
Fax: (952) 920-8246
www.storliecompany.com

Essendant
1720 Alexander Rd.
Eagan, MN 55121
(800) 733-4092
(651) 681-1720
Fax: (651) 681-9386
www.essendant.com

WHOLESALEERS DIRECTORY continued

OHIO

BOF Associates
505 Thomson Park Drive
Cranberry Township, PA 16066
(724) 778-0040
(800) 479-4776
Fax: (724) 778-0055
www.bofinc.com

COE Distributing
1020 Franklin Drive
Smock, PA 15480
(800) 388-8202
Fax: (866) 437-6037
www.coedistributing.com

Doane Keyes Associates
2907 W. Logansport Rd.
Peru, IN 46970
(800) 342-5352
(765) 473-5594
Fax: (800) 223-2352
www.dka-online.com

S. P. Richards Co.
2410 McGaw Road
Columbus, OH 43207
(614) 497-2270
(800) 848-0004
Fax: (614) 497-1433
www.sprichards.com

Essendant
1634 Westbelt Drive
Columbus, OH 43228
(800) 292-6473
(614) 876-7774
Fax: (614) 876-4922
www.essendant.com

Essendant
2100 Highland Road
Twinsburg, OH 44087
(800) 733-4091
(330) 425-4001
Fax: (330) 425-4020
www.essendant.com

OKLAHOMA

Rocky Mountain Furniture Group
11475 E. 53rd Ave., Unit 100
Denver, CO 80239
(303) 595-9090
(800) 292-3952
Fax: (303) 595-9077
www.rmfg-group.com

Office Furniture LTD.
600 W. California Ave.
Oklahoma City, OK 73102
(405) 232-9631
Fax: (405) 239-6160

S. P. Richards Co.
1326 Enterprise Avenue
Oklahoma City, OK 73128
(405) 949-0765
(800) 562-2823
Fax: (405) 943-0185
Fax: (800) 433-6118
www.sprichards.com

OKLAHOMA cont'd

Essendant
1870 North 109th East Ave.
Tulsa, OK 74116
(800) 859-6005
(918) 836-3361
Fax: (918) 838-8226
www.essendant.com

OREGON

HBC Distributors
6038 N.E. 78th Court
Portland, OR 97218
(503) 253-5500
Fax: (503) 253-6265
www.hbcdistributors.com

Essendant
4409 SE 24th Ave.
Portland, OR 97202
(800) 678-6016
(503) 231-4891
Fax: (503) 231-4389
www.essendant.com

PENNSYLVANIA

BOF Associates
505 Thomson Park Drive
Cranberry Township, PA 16066
(724) 778-0040
(800) 479-4776
Fax: (724) 778-0055
www.bofinc.com

COE Distributing
1020 Franklin Drive
Smoek, PA 15480
(800) 388-8202
Fax: (866) 437-6037
www.coedistributing.com

S. P. Richards Co.
810 Vista Park Drive
Pittsburgh, PA 15205
(412) 787-5360
(800) 349-8837
Fax: (412) 787-5443
www.sprichards.com

Essendant
760 Commonwealth Drive
Thornhill Industrial Park
Warrendale, PA 15086
(800) 733-8947
(724) 779-7777
Fax: (724) 779-7769
www.essendant.com

Essendant
7441 Candlewood Rd.
Hanover, MD 21076
(800) 733-4089
(410) 850-4700
Fax: (410) 850-0251
www.essendant.com

RHODE ISLAND

COE Distributing
1020 Franklin Drive
Smoek, PA 15480
(800) 388-8202
Fax: (866) 437-6037
www.coedistributing.com

RHODE ISLAND cont'd

Essendant
415 Wildwood Ave.
Woburn, MA 01801
(800) 733-4085
(781) 933-0060
Fax: (781) 935-2804
www.essendant.com

SOUTH CAROLINA

COE Distributing
1013 Woodward Ave.
Charlotte, NC 28206
(800) 388-8202
Fax: (866) 437-6037
www.coedistributing.com

Essendant
10800 Withers Cove Park Dr.
Charlotte, NC 28278
(800) 458-6068
(704) 319-3177
Fax: (704) 588-6520
www.essendant.com

Essendant
125 Horizon Dr.
Suwanee, GA 30024-0000
(800) 733-4087
(770) 446-8300
Fax: (770) 242-7879
www.essendant.com

SOUTH DAKOTA

Furniture Distributors
318 W. 86th St.
Bloomington, MN 55420
(888) 339-1737
(952) 854-2348
Fax: (952) 851-0984

Storlie Company
4725 Excelsior Blvd, Suite 301
Minneapolis, MN 55416
(952) 920-8303
Fax: (952) 920-8246
www.storliecompany.com

Essendant
9910 East 47th Ave., #D3
Denver, CO 80238
(800) 525-6010
(720) 374-4000
Fax: (720) 374-1951
www.essendant.com

Essendant
1720 Alexander Rd.
Eagan, MN 55121
(800) 733-4092
(651) 681-1720
Fax: (651) 681-9386
www.essendant.com

Essendant
7509 Boone Ave.
Brooklyn Park, MN 55428
(800) 328-6513
(763) 424-9600
Fax: (763) 424-1050
www.essendant.com

TENNESSEE

COE Distributing
1013 Woodward Ave.
Charlotte, NC 28206
(800) 388-8202
Fax: (866) 437-6037
www.coedistributing.com

S. P. Richards Co.
730 Freeland Station Road,
Metro Center
Nashville, TN 37228
(615) 255-5715
(800) 633-4107
Fax: (615) 726-2843
www.sprichards.com

S. P. Richards Co.
5820 East Shelby Drive
Memphis, TN 38141
(901) 367-1388
(800) 866-1377
Fax: (901) 367-1751
www.sprichards.com

Essendant
455 Industrial Blvd., Ste. A
La Vergne, TN 37086
(800) 251-8198
(615) 287-0800
Fax: (615) 287-0801
www.essendant.com

Essendant
5300 Hickory Hill Rd., Ste. 105
Memphis, TN 38141
(866) 835-4000
(901) 369-8044
Fax: (901) 369-9522
www.essendant.com

TEXAS

Rocky Mountain Furniture Group
11475 E. 53rd Ave., Unit 100
Denver, CO 80239
(303) 595-9090
(800) 292-3952
Fax: (303) 595-9077
www.rmfg-group.com

S. P. Richards Co.
6555 Pine Vista Ln.
Houston, TX 77092
(713) 996-7072
(800) 392-7878
Fax: (713) 996-7108
www.sprichards.com

S. P. Richards Co.
1433 Wainwright Way
Carrollton, TX 75007
(972) 242-2300
(800) 442-7774
Fax: (972) 242-7891
www.sprichards.com

S. P. Richards Co.
6409 Tri-County Ind. Park
Schertz, TX 78154
(210) 651-9400
(800) 848-3504
Fax: (210) 651-9407
www.sprichards.com

TEXAS cont'd

Essendant
7677 Pinemont Dr.
Houston, TX 77040
(800) 989-7487
(713) 690-6665
Fax: (713) 690-0132
Fax: (800) 452-4277
www.essendant.com

Essendant
5425 FAA Blvd.
Irving, TX 75061
(877) 733-1567
(817) 283-3663
Fax: (817) 283-2399
www.essendant.com

Essendant
3615 Highpoint Drive
San Antonio, TX 78217
(800) 859-6004
(210) 654-8800
Fax: (210) 654-3009
www.essendant.com

UTAH

S. P. Richards Co.
1970 South 3850 West, Unit B
Salt Lake City, UT 84104
(801) 956-0100
(800) 845-8603
Fax: (801) 956-0478
www.sprichards.com

Essendant
4625 W. 1730 South St.
Salt Lake City, UT 84104
(800) 859-6019
(801) 973-0180
Fax: (801) 973-0837
www.essendant.com

VERMONT

COE Distributing
1020 Franklin Drive
Smoek, PA 15480
(800) 388-8202
Fax: (866) 437-6037
www.coedistributing.com

Essendant
Highway 9W & Wolf Rd.
Coxsackie, NY 12051
(800) 733-4096
(518) 731-9100
Fax: (518) 731-8271
www.essendant.com

Essendant
415 Wildwood Ave.
Woburn, MA 01801
(800) 733-4085
(781) 933-0060
Fax: (781) 935-2804
www.essendant.com

VIRGINIA

COE Distributing
1020 Franklin Drive
Smoek, PA 15480
(800) 388-8202
Fax: (866) 437-6037
www.coedistributing.com

WHOLESALEERS DIRECTORY continued

VIRGINIA cont'd

S. P. Richards Co.
4339 Carolina Avenue
Richmond, VA 23222
(804) 321-5050
(800) 552-3427
Fax: (804) 321-4178
www.sprichards.com

Essendant
10800 Withers Cove Park Dr.
Charlotte, NC 28278
(800) 458-6068
(704) 319-3177
Fax: (704) 588-6520
www.essendant.com

Essendant
7441 Candlewood Rd.
Hanover, MD 21076
(800) 733-4089
(410) 850-4700
Fax: (410) 850-0251
www.essendant.com

WASHINGTON

HBC Distributors
18221 Andover Park West
Tukwila, WA 98188
(206) 682-7934
Fax: (206) 624-6586
www.hbcdistributors.com

S. P. Richards Co.
1100 Andover Park West
Tukwila, WA 98188
(206) 575-8108
(800) 346-7444
Fax: (206) 575-4539
www.sprichards.com

Essendant
18351 Cascade Ave.
Tukwila, WA 98188
(800) 678-6015
(425) 251-5909
Fax: (425) 251-8431
www.essendant.com

Essendant
4409 SE 24th Ave.
Portland, OR 97202
(800) 678-6016
(503) 231-4891
Fax: (503) 231-4389
www.essendant.com

WEST VIRGINIA

BOF Associates
505 Thomson Park Drive
Cranberry Township, PA 16066
(724) 778-0040
(800) 479-4776
Fax: (724) 778-0055
www.bofinc.com

COE Distributing
1020 Franklin Drive
Smock, PA 15480
(800) 388-8202
Fax: (866) 437-6037
www.coedistributing.com

Doane Keyes Associates
2907 W. Logansport Rd.
Peru, IN 46970
(800) 342-5352
(765) 473-5594
Fax: (800) 223-2352
www.dka-online.com

Essendant
760 Commonwealth Drive
Thornhill Industrial Park
Warrendale, PA 15086
(800) 733-8947
(724) 779-7777
Fax: (724) 779-7769
www.essendant.com

WISCONSIN

Furniture Distributors
318 W. 86th St.
Bloomington, MN 55420
(888) 339-1737
(952) 854-2348
Fax: (952) 851-0984

Storlie Company
4725 Excelsior Blvd, Suite 301
Minneapolis, MN 55416
(952) 920-8303
Fax: (952) 920-8246
www.storliecompany.com

Essendant
7509 Boone Ave.
Brooklyn Park, MN 55428
(800) 328-6513
(763) 424-9600
Fax: (763) 424-1050
www.essendant.com

Essendant
810 Kimberly Court
Carol Stream, IL 60188
(800) 982-4351
(630) 690-1400
Fax: (630) 682-8993
Fax: (800) 982-4353
www.essendant.com

Essendant
1720 Alexander Rd.
Eagan, MN 55121
(800) 733-4092
(651) 681-1720
Fax: (651) 681-9386
www.essendant.com

WYOMING

Rocky Mountain Furniture Group
11475 E. 53rd Ave., Unit 100
Denver, CO 80239
(303) 595-9090
(800) 292-3952
Fax: (303) 595-9077
www.rmfg-group.com

Essendant
9910 E. 47th Ave., #D3
Denver, CO 80238
(800) 525-6010
(720) 374-4000
Fax: (720) 374-1951
www.essendant.com

WYOMING cont'd

Essendant
4625 W. 1730 South St.
Salt Lake City, UT 84104
(800) 859-6019
(801) 973-0180
Fax: (801) 973-0837
www.essendant.com

COLORS, FINISHES & LEAD-TIMES

Virco's extensive product solutions – including custom engineered solutions – are available in a wide range of colors and finishes with corresponding lead-times as described below.

STOCKED MODELS (formerly QUICK SHIP)

- Specific models and color combinations for expedited delivery.
- Stocked Items are in stock and ready to ship quickly, usually in 2 - 3 days.
- To ship in 2 - 3 days, all models on an order must be from the Stocked list. If any item is not from the Stocked list, the entire order will be shipped at the time the longest lead item is ready.
- Stocked Models selections shown on pages 2 to 10 of this price list.

ASSEMBLED-TO-ORDER (formerly CLASSROOM BASICS)

- Expanded products and color combinations.
- ASSEMBLED-TO-ORDER Models are assembled upon receipt of an order from components we stock and are usually ready to ship in 2 - 3 weeks.
- Assembled orders must consist exclusively of Stocked and/or Assembled Models and color combinations, otherwise the lead time will be extended.
- ASSEMBLED-TO-ORDER models selections shown on pages 12 to 43 of this price list.

VIRCO'S FULL PALETTE OF COLORS, FABRICS, LAMINATES AND FINISHES (MADE-TO-ORDER Models)

Virco's full palette of standard colors and finishes as shown on pages xi - xiii of this price list.

- Models not included in Stocked or Assembled are Made-to-Order (Made) and are usually ready within 4 - 8 weeks from order placement.
- Optional upholstery listed on page xiii may be subject to extended lead-times depending on the material suppliers inventory and/or production schedule.
- MADE-TO-ORDER models selections shown on pages 46 to 152 of this price list.

CUSTOM COLORS, FABRICS, LAMINATES, FINISHES, AND MINIMUM ORDERS

- In addition to our Stocked and Assembled palettes, we offer a broad range of colors and finishes which are available in minimum order quantities (varies by model) and/or with a set-up fee (\$250 - \$1000).
- Because of the capabilities and processes available in our U.S. Factories, we have the ability to do custom color matches from samples or swatches with minimum quantities and a set-up fee (varies by model).
- On wood-substrate tables and laminated work surfaces, we offer custom patterns and edge treatments, including logo designs and school mascots with minimum quantities and a set-up fee (varies).
- Custom finishes are quoted on a project-by-project basis and require purchase of complete production including any over-runs.
- Please contact your Virco sales representative for more information.

CUSTOM ENGINEERED SOLUTIONS

- In some cases, your project may require customized engineering solutions. This is sometimes the case in refurbishment or retrofit projects, where a certain number of furniture pieces – including modified versions of standard products – have to fit into an 'as-built' pre-existing space.
- Our in-house engineers and domestic factories are uniquely positioned to design, prototype, and test such solutions, to help insure that your custom requirement also meets BIFMA industry standards for safety and reliability, as well as Federal ADA guidelines and standards.
- Custom Engineered Solutions are quoted on a project-by-project basis and require minimums, set-up fees, and extended lead-times.
- Please contact your Virco sales representative for more information.

COLORS, FINISHES & LEAD-TIMES

<p>SOFT PLASTICS (Standard) <i>(Seats and Book Boxes)</i></p> <p>APPLE - GRN12 BLACK - BLK01 BLUEBERRY - BLU40 CHOCOLATE - BRN14 COBALT BLUE - BLU65 FOREST GREEN - GRN75 GRAPHITE - GRY41 NAVY - BLU51 PURPLE IRIS - PUR43 RED - RED70 SQUASH - YLW47 WINE - RED50</p> <p><i>"Other custom colors may be available that require a set-up fee and/or a minimum order size. Please contact your Virco Sales Representative for questions."</i></p>	<p>HARD PLASTIC & FRW™ SEATS & BACKS (Standard)</p> <p>BLACK - BLK01 BLUEBERRY - BLU40 FOREST GREEN - GRN75 NAVY - BLU51 RED - RED70 SANDSTONE - BRN96 WINE - RED50</p> <p><i>A note on ZUMAFrd™ Hard Plastic Colors: Due to the high recycled content and visible grain patterns in ZUMAFrd products, you may notice slight color variations among individual items.</i></p> <p>HARD PLASTIC TOPS (Standard)</p> <p>FUSION MAPLE - BRN38 GREY NEBULA - GRY91 MEDIUM OAK - OAK84 SANDSTONE - BRN96</p> <p><i>"Other custom colors may be available that require a set-up fee and/or a minimum order size. Please contact your Virco Sales Representative for questions."</i></p>	<p>LAMINATES FOR DESKS (Standard)</p> <p>FUSION MAPLE - MPL385 GREY NEBULA - GRY091 MEDIUM OAK - OAK084 WALNUT - WAL078</p> <p><i>"Other custom colors may be available that require a set-up fee and/or a minimum order size. Please contact your Virco Sales Representative for questions."</i></p>	<p>LAMINATES FOR TABLES (Standard)</p> <p>ASIAN SAND - MPL008 CARMEL SAGAWOOD - WOD619 DRY CREEK PLUM - OAK072 FUSION MAPLE - MPL385* GREY NEBULA - GRY091* LOOKS LIKATRE - WHT066 MEDIUM OAK - OAK084* WALNUT - WAL078* WILD CHERRY - MHG586</p> <p><i>*For mobile cabinets, steel-frame bookcases and 6000 Series folding tables, the standard finishes are thermofused Grey Nebula, Fusion Maple, Medium Oak and Walnut.</i></p> <p><i>"Other custom colors may be available that require a set-up fee and/or a minimum order size. Please contact your Virco Sales Representative for questions."</i></p>
--	--	--	--

COLORS, FINISHES & LEAD-TIMES

WOOD STAIN FINISHES For Plywood Seats and Backs (Standard)

BLACK - BLK01
CHARCOAL GREY - GRY17
CLEAR - CLR
CLASSIC BLACK - BLK16
DEEP OCEAN - BLU15
FRUIT PUNCH - RED19

PAINT FINISHES (Standard)

CHAR BLACK - BLK01
CHROME - CHRM
SILVER MIST - GRY02

"Other custom colors may be available that require a set-up fee and/or a minimum order size. Please contact your Virco Sales Representative for questions."

EDGE BANDING (3/4" Profile)



- Bookcases (Steel-Frame)
- Mobile Cabinets (Steel-Frame)
- Folding Tables
- Mobile Tables

COLORS

CHAR BLACK - BLK01
FUSION MAPLE - BRN38

EDGE BANDING (1 1/8" Profile)



- 4000 Series
- 6800 Series
- 8700 Series
- Café Tops
- Flip-Top Technology Tables
- Tetra Series

COLORS

APPLE - GRN12
BLUEBERRY - BLU40
CHAR BLACK - BLK01
FOREST GREEN - GRN75
FUSION MAPLE - BRN38
NAVY - BLU51
PURPLE IRIS - PUR43
RED - RED70
SQUASH - YLW47

EDGE BANDING (1 1/8" Profile)



- Parameter® Series
- Plateau® Series
- Textameter™ Series
- TEXT® Series Tables
- TEXT Help Desks

COLORS

ADOBE - BRN42
BLOND TUSCANI - BRN09
CARMEL SAGAWOOD - BRN61
CHAR BLACK - BLK01
FUSION MAPLE - BRN38
GOLDEN ALLUSION - GLD01
WINDSOR CHERRY - MHG67

EDGE TREATMENTS

Edge treatments for 3/8" particleboard high-pressure laminated tops for single pupil desks, chair desks, combo units, and the 165 folding chair tablet arm, have the following standard color combinations:

- Grey Nebula with Black painted edge finish
- Medium Oak with Clear lacquered edge finish
- Fusion Maple with Clear lacquered edge finish
- Walnut with Clear lacquered edge finish

WOOD COMPOSITE Lacquered Edge Finish

BLACK - BLK01
CLEAR - CLR

SURE EDGE® TREATMENT

ADOBE - BRN42
APPLE - GRN12
BLOND TUSCANI - BRN09
BLUEBERRY - BLU40
CHAR BLACK - BLK01
COBALT BLUE - BLU65
ECLIPSE - GRY11
FOREST GREEN - GRN75
GOLDEN ALLUSION - GLD01
FUSION MAPLE - BRN38
MOONSTONE - GRY05
NAVY - BLU51
PURPLE IRIS - PUR43
RED - RED70
SQUASH - YLW47

VINYL UPHOLSTERY

LINEN BLACK - BLK149*
LINEN BURGUNDY - RED140*
LINEN GREY - GRY142*
LINEN SLATE BLUE - BLU141*
LINEN TAN - BRN146*
SELECT BLACK - BLK134
SELECT BROWN - BRN136
SELECT RED - RED130
SELECT SILVER MIST - GRY132
ULTRATEXHYDE CARIB - BLU151*

**Ultratexhyde Carib vinyl and Linen vinyl are only available for use with models 188, 8917 and 8926.*

FABRIC UPHOLSTERY (Standard)

EXPRESS 2334 ONYX - BLK261
EXPRESS 2334 GRAPHITE - GRY265
EXPRESS 2334 QUARRY BLUE - BLU263
EXPRESS 2334 MIDNIGHT - BLU266
EXPRESS 2334 MULBERRY - RED267
EXPRESS 6600 BLACK - BLK259
EXPRESS 6600 GREY - GRY259
PACIFICA GRAPHITE - GRY212
PACIFICA BLUE SAPPHIRE - BLU211
SEDONA JAVA - BRN202
SEDONA LODEN - GRN203
SEDONA OCEAN - BLU205
SEDONA PASSION - RED208
SEDONA RUBY - RED201
SEDONA SAILOR - BLU204
SEDONA WINTERGREEN - GRN206

OPTIONAL UPHOLSTERY (Require minimum quantity/set-up fee)

GROUP A UPHOLSTERY

Includes C.O.M. fabric (Customers Own Material)

Pattern (Swatch Card)	Mill
Ranchide	Intex Plastics
Sherpa/Shire	Absecon Mills
Ultratexhyde	Intex Plastics

GROUP B UPHOLSTERY

Pattern (Swatch Card)	Mill
Interweave	TAHOE LLC FABRICS
Neptune	TAHOE LLC FABRICS
Tea Time, Fandango, Gavotte	Culp Contract Fabrics
Venus	TAHOE LLC FABRICS

GROUP C UPHOLSTERY

Pattern (Swatch Card)	Mill
Dolphin (Design Medium)	Uniroyal Naugahyde
Enigma	Douglass Industries
Maze	Douglass Industries
Open House 2334	Guilford of Maine
Universal (Design Medium)	Uniroyal Naugahyde

GROUP D UPHOLSTERY

Pattern (Swatch Card)	Mill
All American (Design Medium)	Uniroyal Naugahyde
Allure (Design Medium)	Uniroyal Naugahyde
Bamboo	Geo. Sheard Fabrics
Bounce (Classic Impressions)	Douglass Industries
Bourbon Street (Design Medium)	Uniroyal Naugahyde
Burkshire (Design Medium)	Uniroyal Naugahyde
Canyon (Studio)	Nassimi
Chameã II (Design Medium)	Uniroyal Naugahyde
Electricity (Classic Impressions)	Douglass Industries
English Pub (Design Medium)	Uniroyal Naugahyde
Eternity (Classic Impressions)	Douglass Industries
Expressions (Design Medium)	Uniroyal Naugahyde
Frequent (Classic Impressions)	Douglass Industries
Gradient (Classic Impressions)	Douglass Industries
Link (Classic Impressions)	Douglass Industries
Marblestone (Design Medium)	Uniroyal Naugahyde
NaugaLeather (Design Medium)	Uniroyal Naugahyde
NaugaSoft (Design Medium)	Uniroyal Naugahyde
Neochrome III (Design Medium)	Uniroyal Naugahyde
Pacifica (Virco Standard Upholstery)	Geo. Sheard Fabrics
Persuasion (Studio)	Nassimi
Phoenix (Studio)	Nassimi
Quadra	Geo. Sheard Fabrics
Quartz	Geo. Sheard Fabrics
Rouge II (Design Medium)	Uniroyal Naugahyde
Smarties	Geo. Sheard Fabrics
Spirit Millennium (Design Medium)	Uniroyal Naugahyde
Spout (Classic Impressions)	Douglass Industries
Sta-Soft (Design Medium)	Uniroyal Naugahyde
Stratford (Design Medium)	Uniroyal Naugahyde
Tekno	Geo. Sheard Fabrics
Twilight (Design Medium)	Uniroyal Naugahyde
Vibe (Studio)	Nassimi
Zodiac (Design Medium)	Uniroyal Naugahyde

TABLE OF CONTENTS

ASSEMBLED-TO-ORDER 11-43

CAFE TABLE AND SEATING 146-151

Café Table Tops & Bases	146-147
Civitas Café Table Tops & Bases	148-150
Civitas Plywood Series	150
Sage™ Series Stools	150
ZUMA® Series Stools	151
ZUMAFrd™ Series Stools	151

CLASSROOM FURNITURE 46-94

120 Series	2, 12, 86
121 Series	2, 12, 86
122 Series	2, 12, 87
125 Series	12, 87
2000 Series	2, 13, 46-47
3000 Series	2, 14-15, 49-50
540 Series	6, 27, 93
72 Series	24, 88
723 Series	88
751 Series Lift-Lid Desks	5, 24, 89
765 Series Jr. Executive Desks	5, 25, 89
785 Series Open-Front Desks	5, 25-26, 89-90
871 Series Cantilever-Leg Desks	27, 91
9000 Series	2-3, 16-18, 51-53
Analogy™ Series	3, 18, 54-61
Instructor Media Towers and Stations	94
I.Q.® Series	48
Metaphor® Series	3, 19, 64-65
Molecule Series	91
N2 Series	3, 18, 62-63
Sage™ Series	3-4, 20, 66-72
Sigma® Series	92
Textameter™ Series	27, 93
Text® Series (Student Desks)	6, 27, 92-93
ZUMA® Series	4-5, 21-23, 73-85

HANDLING & STORAGE EQUIPMENT..... 10, 152

MULTI-PURPOSE CHAIRS 129-134

8800 Series - Comfort Stacker™	40, 129
8900 Series	9, 40, 130-131
Folding Chairs	9, 12, 129
Sage Contract Series	40, 133-134
Ultrastack™ Chair	40, 132
Virtuoso® Series	132

OFFICE & ADMINISTRATION FURNITURE..... 135-145

4300 Series	43, 144
4400 Series	6, 43, 145
53 Series	40, 135
53 Series Lateral Files	41, 139
5300 Series Lateral Files	139
53 Series Vertical Files	41, 140
53 Series Metal Storage Cabinets	42, 143
53 Series Wardrobe Towers	42, 144
54 Series Vertical Files	9, 42, 140
Bookcases	9, 41, 137-138
Lecterns	135
Mesh-Back Office Chairs	43, 145
Mobile Storage Cabinets	42, 141-142
Parameter® Series	136
Plateau Series Bookcases	138
Plateau Series Mobile Storage Cabinets	143

STOCKED MODELS..... 1-10

TABLES 95-128

4000 Series	6-7, 28-32, 98-102
6000 Series	7, 39, 127
6800 Series	34, 107
8700 Series Computer Tables	8, 33, 103-104
Core-a-Gator® Folding Tables	39, 128
Flip-Top Technology Tables	35, 120
Makerspace Series Tables	95-97
MT Series Mobile Tables	36, 121
MTB Series Bench Tables	8, 36-37, 122-123
MTC Convertible Bench Tables	9, 38, 126
MTS Series Stool Tables	8, 37-38, 124-125
Plateau Series	108-109
Steel-Frame Science Tables	8, 34, 106
Study Carrels	103
Tetra™ Series	109-110
Text Series	111-117
Text Series Tilt-Top Tables	118
Text Series Hinged Wire Trough Tables	119
Wood-Frame Science Tables	8, 33, 105

PRODUCT INDEX 153-157

2016 STOCKED MODELS PRODUCT LISTINGS

Pages 2-10



In this section you will find a selection of models and colors that Virco can ship quickly, usually within 3 business days or less as part of our Stocked program. See below for program details.

- These product and color combinations are the best choice for last-minute orders or those requiring expedited delivery.
- The colors in this program are broadly applicable for many venues and settings.
- Stocked models ship within 3 business days or less, under most circumstances.
- To receive this expedited service, Stocked model orders must consist exclusively of Stocked models and color combinations or the lead time will be extended.
- Orders with a mixture of Stocked and non-Stocked items will ship within 2 - 8 weeks or less of order entry, depending on the models ordered. Custom models may take longer.

STOCKED MODELS

SOLD IN FULL CARTONS ONLY

Model No.	Description	Unit Price F.O.B. Warehouse	Units Per Carton	Unit Weight	Unit Cube	Fed Ex.	Freight Class
-----------	-------------	-----------------------------------	------------------------	----------------	--------------	------------	------------------

120 SERIES - Stools

Tubular steel frame, one-piece molded polypropylene seat, steel-base swivel glides.

1201927SG-BLU51-CHRM	19"-27" adjustable seat height. Colors: Navy seat/Chrome frame	186.00	2	10.4	1.46	*	150
----------------------	---	--------	---	------	------	---	-----

121 SERIES - Stools (Martest 21® Hard Plastic)

Tubular steel frame, molded Martest 21® hard plastic seat, nylon-base swivel glides.

12118-BRN96-CHRM	17¾" seat height. Colors: Sandstone seat/Chrome frame	230.00	2	10.7	1.72	*	125
12124-BRN96-CHRM	23¾" seat height. Colors: Sandstone seat/Chrome frame	240.00	2	12.4	2.21		150
12130-BRN96-CHRM	29¾" seat height. Colors: Sandstone seat/Chrome frame	250.00	2	13.2	2.14		150
1211927SG-BRN96-CHRM	19"-27" adjustable seat height, steel-base swivel glides only. Colors: Sandstone seat/Chrome frame	250.00	2	12.8	1.46	*	150

122 SERIES - Stools

Tubular steel frame, formed steel seat with a Masonite® inset, steel-base swivel glides.

1221927SG-GRY02	19"-27" adjustable seat height, steel-base swivel glides only. Colors: Silver Mist frame	187.00	2	12.7	1.46	*	150
-----------------	---	--------	---	------	------	---	-----

2000 SERIES - 4-Leg Stack Chairs

Tubular steel frame, one-piece molded polypropylene shell, nylon-base swivel glides.

2016-BLU51-CHRM	16" seat height. Colors: Navy seat/Chrome frame	103.00	4	8.0	2.42		150
2018-BLK01-CHRM	18" seat height. Colors: Black seat/Chrome frame	108.00	4	10.9	2.46		150
2018-BLU51-CHRM	18" seat height. Colors: Navy seat/Chrome frame						

3000 SERIES - 4-Leg Stack Chairs

Tubular steel frame, molded Martest 21® hard plastic seat and back, nylon-base swivel glides.

3014-BLU51-CHRM	14" seat height. Colors: Navy seat/Chrome frame	192.00	4	14.6	1.90		150
3016-BLU51-CHRM	16" seat height. Colors: Navy seat/Chrome frame	206.00	4	15.6	2.17		150
3018-BLU51-CHRM	18" seat height. Colors: Navy seat/Chrome frame	211.00	4	19.8	2.89		150

3000 SERIES - Chair Desks

Tubular steel frame, molded Martest 21® hard plastic seat and back, nylon-base swivel glides. Models are available with an FRW™ hard plastic work surface.

3400BRM-BLU51-BRN96-CHRM	18" x 24" hard plastic top, bookrack. Colors: Navy seat/Sandstone top/Chrome frame	470.00	2	46.4	8.98		300
3700BRM-BLU51-BRN96-CHRM	14½" x 20" x 28" hard plastic top, bookrack. Colors: Navy seat/Sandstone top/Chrome frame	462.00	2	38.9	8.98		300

9000 SERIES - 4-Leg Stack Chairs

Tubular steel frame, one-piece molded polypropylene shell, nylon-base swivel glides.

9012-GRN12-CHRM	12" seat height. Colors: Apple seat/Chrome frame	90.00	4	7.1	1.38	*	150
9012-BLU51-CHRM	12" seat height. Colors: Navy seat/Chrome frame						
9012-RED70-CHRM	12" seat height. Colors: Red seat/Chrome frame						
9012-YLW47-CHRM	12" seat height. Colors: Squash seat/Chrome frame						
9014-GRN12-CHRM	14" seat height. Colors: Apple seat/Chrome frame	90.00	4	7.9	1.51		150
9014-BLU51-CHRM	14" seat height. Colors: Navy seat/Chrome frame						
9014-RED70-CHRM	14" seat height. Colors: Red seat/Chrome frame						
9014-YLW47-CHRM	14" seat height. Colors: Squash seat/Chrome frame						
9016-BLK01-CHRM	16" seat height. Colors: Black seat/Chrome frame	103.00	4	9.9	2.09		150
9016-GRY41-CHRM	16" seat height. Colors: Graphite seat/Chrome frame						
9016-BLU51-CHRM	16" seat height. Colors: Navy seat/Chrome frame						
9016-RED50-CHRM	16" seat height. Colors: Wine seat/Chrome frame						



Products on this page are Greenguard® certified.

Virco®

STOCKED MODELS

SOLD IN FULL CARTONS ONLY

Model No.	Description	Unit Price F.O.B. Warehouse	Units Per Carton	Unit Weight	Unit Cube	Fed Ex.	Freight Class
-----------	-------------	-----------------------------------	------------------------	----------------	--------------	------------	------------------

9000 SERIES - 4-Leg Stack Chairs continued



9018-BLK01-CHRM	18" seat height. Colors: Black seat/Chrome frame	108.00	4	11.6	2.61		150
9018-GRY41-CHRM	18" seat height. Colors: Graphite seat/Chrome frame						
9018-BLU51-CHRM	18" seat height. Colors: Navy seat/Chrome frame						
9018-RED50-CHRM	18" seat height. Colors: Wine seat/Chrome frame						

9000 SERIES - Chair Desks

Tubular steel frame, one-piece molded polypropylene shell. Models are available with a particleboard-core high-pressure laminate work surface with beveled and lacquer-sealed edges. Nylon-base swivel glides.



9400BR-BLU51-OAK084CLR-CHRM	18" x 24" laminate top, bookrack. Colors: Navy seat/Medium Oak top/Clear lacquer edge/Chrome frame	349.00	2	34.5	8.98		300
9700BR-BLU51-OAK084CLR-CHRM	20" x 25½" x 12" laminate top, bookrack. Colors: Navy seat/Medium Oak top/Clear lacquer edge/Chrome frame	332.00	2	27.5	8.98		300

ANALOGY™ SERIES - 4-Leg Stack Chairs

Tubular steel frame, one-piece molded polypropylene shell, nylon-base swivel glides.



AN18-BLK01-CHRM	18" seat height. Colors: Black seat/Chrome frame	170.00	4	12.2	2.84		150
AN18-BLU51-CHRM	18" seat height. Colors: Navy seat/Chrome frame						
AN18EL-BLK01-CHRM	18½" seat height, extra large shell. Colors: Black seat/Chrome frame	195.00	4	13.7	3.13		150
AN18EL-BLU51-CHRM	18½" seat height, extra large shell. Colors: Navy seat/Chrome frame						

METAPHOR® SERIES - 4-Leg Stack Chairs

Tubular steel frame, one-piece molded polypropylene shell, nylon-base swivel glides.



N916-BLU51-CHRM	16½" seat height. Colors: Navy seat/Chrome frame	150.00	4	13.0	2.11		125
N918-BLK01-CHRM	18" seat height. Colors: Black seat/Chrome frame	170.00	4	14.7	2.69		150
N918-BLU51-CHRM	18" seat height. Colors: Navy seat/Chrome frame						

METAPHOR® SERIES - Mobile Task Chairs

One-piece molded polypropylene shell, pneumatic cylinder. Chair swivels 360°. Pedestal base has a five-prong construction. Five 2" diameter, dual-wheel, hooded swivel casters.



N9TASK18-BLK01-BLK01	15"-19½" seat height. Colors: Black seat/Char Black base	441.00	1	24.8	4.82		150
N9TASK18-BLU51-BLK01	15"-19½" seat height. Colors: Navy seat/Char Black base						

N2 SERIES - 4-Leg Stack Chairs

Tubular steel frame, one-piece molded polypropylene shell, nylon-base swivel glides.



N212-BLU51-CHRM	12" seat height. Colors: Navy seat/Chrome frame	90.00	4	6.5	1.38		150
N214-BLU51-CHRM	14½" seat height. Colors: Navy seat/Chrome frame	90.00	4	7.0	1.51	*	150
N216-BLU51-CHRM	16½" seat height. Colors: Navy seat/Chrome frame	103.00	4	8.0	2.42		250
N218-BLK01-CHRM	18" seat height. Colors: Black seat/Chrome frame	108.00	4	11.0	2.46		150
N218-BLU51-CHRM	18" seat height. Colors: Navy seat/Chrome frame						
N218EL-BLK01-CHRM	18" seat height, extra large shell. Colors: Black seat/Chrome frame	133.00	4	12.2	2.46		150
N218EL-BLU51-CHRM	18" seat height, extra large shell. Colors: Navy seat/Chrome frame						

SAGE™ SERIES - 4-Leg Stack Chairs

Tubular steel frame, one-piece molded polypropylene shell, nylon-base swivel glides.



SG418-BLK01-CHRM	18" seat height. Colors: Black seat/Chrome frame	259.00	4	15.5	3.13		150
SG418-BLU51-CHRM	18" seat height. Colors: Navy seat/Chrome frame						

STOCKED MODELS

SOLD IN FULL CARTONS ONLY

Model No.	Description	Unit Price F.O.B. Warehouse	Units Per Carton	Unit Weight	Unit Cube	Fed Ex.	Freight Class
-----------	-------------	-----------------------------------	------------------------	----------------	--------------	------------	------------------

SAGE™ SERIES - Mobile Task Chairs

One-piece molded polypropylene shell with a seat pad that consists of polyurethane foam covered with fabric, pneumatic cylinder. Chair swivels 360°. Pedestal base has a five-prong construction. Five 2" diameter, dual-wheel, hooded swivel casters.



SGTASK18P-BLK01-BLK261-BLK01	16"-20½" seat height, upholstered padded seat. Colors: Black Seat/Onyx Pad/Char Black Base	514.00	1	26.8	4.82		100
-------------------------------------	--	--------	---	------	------	--	-----

SAGE™ SERIES - Lab Stools

One-piece molded polypropylene shell with a seat pad that consists of polyurethane foam covered with fabric, pneumatic cylinder. Chair swivels 360°. Pedestal base has a five-prong construction. Adjustable 18" diameter Chrome footring. Five 2" diameter, dual-wheel, hooded swivel casters. Seat height adjusts from 19½" to 27"; the footring is adjustable from 8" to 14". The overall height is adjustable from 34½" to 42".



SGLABP-BLK01-BLK261-BLK01	Lab stool, upholstered padded seat. Colors: Black Seat/Onyx Pad/Char Black Base	627.00	1	30.8	4.82		100
----------------------------------	---	--------	---	------	------	--	-----

ZUMA® SERIES - Student Desks

Tubular steel frame, rectangular Fortified Recycled Wood™ (FRW™) hard plastic work surface which includes a pencil groove. Nylon-base swivel glide. Plastic Book Box: A 17½"W x 16"D x 4¼"H rectangular book box consisting of molded polypropylene.



ZADJ2026BOXM-BLU51-BRN38-GRY02	20"D x 26⅞"W x 22"-34"H, plastic book box. Colors: Navy book box/Fusion Maple top/Silver Mist frame	384.00	2	38.9	3.86		150
ZADJ2026M-BRN38-GRY02	20"D x 26⅞"W x 22"-34"H. Colors: Fusion Maple top/Silver Mist frame	354.00	2	36.4	3.86		85

ZUMA® SERIES - ZBOOM Desks (28" x 28" Top)

Tubular steel frame, boomerang-shaped Fortified Recycled Wood™ (FRW™) hard plastic work surface. Work surface enables 4-desk clusters for collaborative learning activities. Nylon-base swivel glides. Plastic Book Box: A 17½"W x 16"D x 4¼"H rectangular book box consisting of molded polypropylene.



ZBOOMBMM-BLU51-BRN38-GRY02	Plastic book box. Colors: Navy book box/Fusion Maple top/Silver Mist frame	455.00	2	32.4	4.69	*	85
-----------------------------------	--	--------	---	------	------	---	----

ZUMA® SERIES - Trapezoid Shaped Student Desks

Tubular steel frame. FRW™ hard plastic work surface which includes a pencil groove. Six desks can be clustered into a 6-foot hexagon (HEX model numbers) for collaborative learning activities. Nylon-base swivel glides. Plastic Book Box: A 17½"W x 16"D x 4¼"H rectangular book box consisting of molded polypropylene.



ZHEXBOXM-BLU51-BRN38-GRY02	Plastic book box, 22"-34"H. Colors: Navy book box/Fusion Maple top/Silver Mist frame	351.00	2	34.1	4.31		150
ZHEXM-BRN38-GRY02	22"-34"H. Colors: Fusion Maple top/Silver Mist frame	311.00	2	31.6	4.31		150

ZUMA® SERIES - Lab Stools (Adjustable-Height)

One-piece molded polypropylene shell, pneumatic cylinder. Chair swivels 360°. Pedestal base has a five-prong construction. Adjustable 18" diameter Chrome footring. Five 2" diameter, dual-wheel, hooded swivel casters. Seat height adjusts from 19½" to 27"; the footring is adjustable from 8" to 14". The overall height is adjustable from 34½" to 42".



ZLAB-BLK01-BLK01	19½"-27" seat height. Colors: Black seat/Char Black base	494.00	1	28.6	4.82		150
ZLAB-BLU51-BLK01	19½"-27" seat height. Colors: Navy seat/Char Black base						

ZUMA® SERIES - Rocking Chairs

Tubular steel frame, one-piece molded polypropylene shell. Four nylon glides, two of which cover the ends of the frame tubes. Recommended for use on carpeted surfaces only. Metal surfaces are chromed.



ZROCK18-BLK01-CHRM	17⅞" seat height. Colors: Black seat/Chrome frame	315.00	2	21.7	5.95		250
ZROCK18-BLU40-CHRM	17⅞" seat height. Colors: Blueberry seat/Chrome frame						
ZROCK18-BLU51-CHRM	17⅞" seat height. Colors: Navy seat/Chrome frame						
ZROCK18-PUR43-CHRM	17⅞" seat height. Colors: Purple Iris seat/Chrome frame						
ZROCK18-RED50-CHRM	17⅞" seat height. Colors: Wine seat/Chrome frame						

ZUMA® SERIES - Mobile Task Chairs

One-piece molded polypropylene shell, pneumatic cylinder. Chair swivels 360°. Pedestal base has a five-prong construction. Five 2" diameter, dual-wheel, hooded swivel casters.



ZTASK18-BLK01-BLK01	16"-20½" seat height. Colors: Black seat/Char Black base	419.00	1	24.6	4.82		150
ZTASK18-BLU51-BLK01	16"-20½" seat height. Colors: Navy seat/Char Black base						



Products on this page are Greenguard® certified.

Virco®

STOCKED MODELS

SOLD IN FULL CARTONS ONLY

Model No.	Description	Unit Price F.O.B. Warehouse	Units Per Carton	Unit Weight	Unit Cube	Fed Ex.	Freight Class
-----------	-------------	-----------------------------------	------------------------	----------------	--------------	------------	------------------

ZUMA® SERIES - 4-Leg Stack Chairs

Tubular steel frame, one-piece molded polypropylene shell, nylon-base swivel glides.



ZU413-GRN12-CHRM	13" seat height. Colors: Apple seat/Chrome frame	194.00	5	9.6	1.54		150
ZU413-BLU40-CHRM	13" seat height. Colors: Blueberry seat/Chrome frame						
ZU413-BLU51-CHRM	13" seat height. Colors: Navy seat/Chrome frame						
ZU413-PUR43-CHRM	13" seat height. Colors: Purple Iris seat/Chrome frame						
ZU413-RED70-CHRM	13" seat height. Colors: Red seat/Chrome frame						
ZU415-GRN12-CHRM	15" seat height. Colors: Apple seat/Chrome frame	205.00	5	11.2	2.08		150
ZU415-BLU40-CHRM	15" seat height. Colors: Blueberry seat/Chrome frame						
ZU415-BLU51-CHRM	15" seat height. Colors: Navy seat/Chrome frame						
ZU415-PUR43-CHRM	15" seat height. Colors: Purple Iris seat/Chrome frame						
ZU415-RED70-CHRM	15" seat height. Colors: Red seat/Chrome frame						
ZU418-BLK01-CHRM	18" seat height. Colors: Black seat/Chrome frame	225.00	4	15.6	3.13		150
ZU418-BLU65-CHRM	18" seat height. Colors: Cobalt Blue seat/Chrome frame						
ZU418-GRY41-CHRM	18" seat height. Colors: Graphite seat/Chrome frame						
ZU418-BLU51-CHRM	18" seat height. Colors: Navy seat/Chrome frame						
ZU418-RED50-CHRM	18" seat height. Colors: Wine seat/Chrome frame						



751 SERIES - Student Desks (18" x 24" Top)

Tubular steel frame, enclosed steel book box with a lift-lid top. Adjustable top height range of 22" to 30". Book box dimensions are 23½"W x 17¾"D x 5"H. Models are available with a particleboard-core high-pressure laminate work surface with beveled and lacquer-sealed edges. Four nylon-base swivel glides, one of which is adjustable. Models are available with a book box and upper legs with a powder coat finish and chrome lower legs.

751MBB-BLK01-OAK084CLR-BLK01	Laminate top. Colors: Black book box/Medium Oak top/Clear lacquer edge/Char Black frame	346.00	2	28.4	4.17	*	85
-------------------------------------	---	--------	---	------	------	---	----

765 SERIES - Student Desks

Tubular steel frame, large steel book compartment and a 15" x 31" polyethylene modesty panel. The double-level book compartment consists of steel and has the following dimensions: inside width: 11½"; overall depth: 15½"; overall inside height: 14"; inside height, top level: 4"; inside height, bottom level: 10". Adjustable top height range of 22" to 30". Models are available with a particleboard-core high-pressure laminate work surface with beveled and lacquer-sealed edges. Four nylon-base swivel glides, one of which is adjustable. The book box and upper legs are available with a powder coat finish. The lower legs are chromed.

765MBB-OAK084CLR-BLK01	Laminate top. Colors: Medium Oak top/Clear lacquer edge/Char Black frame	321.00	1	34.6	8.60	*	85
-------------------------------	--	--------	---	------	------	---	----

785 SERIES - Student Desks (18" x 24" Top)

Tubular steel frame, open-front book box. Adjustable top height range of 22" to 30". Book box dimensions are 21"W x 16"D x 4¼"H. Models are available with an FRW™ hard plastic work surface, or a particleboard-core high-pressure laminate work surface with beveled and lacquer-sealed edges. Four nylon-base swivel glides, one of which is adjustable.

785-BLK01-OAK084CLR-BLK01	Laminate top, plastic book box. Colors: Black book box/Medium Oak top/Clear lacquer edge/Char Black frame	176.00	2	20.9	3.55		85
785-BLK01-GRY091BLK01-BLK01	Laminate top, plastic book box. Colors: Black book box/Grey Nebula top/Char Black lacquer edge/Char Black frame						
785-BLK01-MPL385CLR-BLK01	Laminate top, plastic book box. Colors: Black book box/Fusion Maple top/Clear lacquer edge/Char Black frame						
785M-BLK01-BRN96-BLK01	Hard plastic top, plastic book box. Colors: Black book box/Sandstone top/Char Black frame	226.00	2	24.7	3.55		85
785MBB-BLK01-OAK084CLR-BLK01	Laminate top, metal book box. Colors: Black book box/Medium Oak top/Clear lacquer edge/Char Black frame	186.00	2	26.4	3.55		85
785MBB-BLK01-GRY091BLK01-BLK01	Laminate top, metal book box. Colors: Black book box/Grey Nebula top/Char Black lacquer edge/Char Black frame						
785MBB-BLK01-MPL385CLR-BLK01	Laminate top, metal book box. Colors: Black book box/Fusion Maple top/Clear lacquer edge/Char Black frame						
785MBBM-BLK01-BRN96-BLK01	Hard plastic top, metal book box. Colors: Black book box/Sandstone top/Char Black frame	236.00	2	30.2	3.55		85



STOCKED MODELS

SOLD IN FULL CARTONS ONLY

Model No.	Description	Unit Price F.O.B. Warehouse	No. of Ctns. Per Unit	Unit Weight	Unit Cube	Fed Ex.	Freight Class
-----------	-------------	-----------------------------------	-----------------------------	----------------	--------------	------------	------------------

TEXT® SERIES - Student Desks

Tubular steel frame. Models are available with a 21 $\frac{1}{2}$ " x 28", $\frac{5}{8}$ " thick FRW™ hard plastic work surface. Metal surfaces are available with a powder coat finish. Nylon glides.

TD2128YADJM-BRN38-GRY02	$\frac{5}{8}$ " hard plastic top. Colors: Fusion Maple top/Silver Mist frame	558.00	1	39.7	9.51	*	150
-------------------------	---	--------	---	------	------	---	-----



540 SERIES - Teacher Desks

Single-pedestal, 30" x 48" teacher desk features a locking box and file drawer, and an independent locking center drawer. Double-pedestal, 30" x 60" teacher desk features an independent locking center drawer, and two hanging box/file drawers with independent locks. Models are available with a 1 $\frac{1}{8}$ " thick particleboard-core high-pressure laminate work surface with 1 $\frac{1}{8}$ " profile T-mold edge banding. Four adjustable nylon glides. Metal surfaces are available with a powder coat finish, legs are available chromed.

543-OAK084BLK01-BLK01	Single-pedestal, 48"L x 30"D x 29 $\frac{1}{2}$ "H. Colors: Medium Oak top/Char Black banding/Char Black frame	1520.00	1	175.5	23.84		85
546-OAK084BLK01-BLK01	Double-pedestal, 60"L x 30"D x 29 $\frac{1}{2}$ "H. Colors: Medium Oak top/Char Black banding/Char Black frame	2114.00	1	232.0	30.52		85



4400 SERIES

Task seating, Black mesh mid-back, molded foam Black fabric seat, height and width adjustable arms, seat slider, tilt tension control, 4 paddle task mechanism, dual wheel casters. Seat: 19"D x 21"W x 18 $\frac{1}{4}$ "-22 $\frac{1}{2}$ "H.

4445A-MM4533M-BLACK	Task seating, Black mesh mid-back, molded foam Black fabric seat, height and width adjustable arms, seat slider, tilt tension control, 4 paddle task mechanism, dual wheel casters. Seat: 19"D x 21"W x 18 $\frac{1}{4}$ "-22 $\frac{1}{2}$ "H. Colors: Black/Char Black base	1234.00	1	56.0	5.27	*	100
---------------------	--	---------	---	------	------	---	-----



4000 SERIES - Activity Tables

Tubular steel legs. Models are available with a 1 $\frac{1}{8}$ " thick particleboard-core high-pressure laminate work surface with 1 $\frac{1}{8}$ " profile T-mold edge banding. Nylon-base swivel glides.

Leg Options: Short adjustable legs enabling a top height of 17" to 25" in one-inch increments. Models with short adjustable legs include the letters LO.

Standard upper legs are available with a powder coat finish, while standard lower legs are chromed; this metal finish combination also applies to optional short legs.

482448-GRY091BLK01-BLK01	24" x 48", standard legs, 22"-30" height. Colors: Grey Nebula laminate/Char Black banding/Char Black frame	268.00	2	51.8	1.91		70
482448-OAK084BLK01-BLK01	24" x 48", standard legs, 22"-30" height. Colors: Medium Oak laminate/Char Black banding/Char Black frame						
482448LO-GRY091BLK01-BLK01	24" x 48", short legs, 17"-25" height. Colors: Grey Nebula laminate/Char Black banding/Char Black frame	278.00	2	49.8	1.78		70
482448LO-OAK084BLK01-BLK01	24" x 48", short legs, 17"-25" height. Colors: Medium Oak laminate/Char Black banding/Char Black frame						
482460-GRY091BLK01-BLK01	24" x 60", standard legs, 22"-30" height. Colors: Grey Nebula laminate/Char Black banding/Char Black frame	328.00	2	63.3	2.66		70
482460-OAK084BLK01-BLK01	24" x 60", standard legs, 22"-30" height. Colors: Medium Oak laminate/Char Black banding/Char Black frame						
482460LO-GRY091BLK01-BLK01	24" x 60", short legs, 17"-25" height. Colors: Grey Nebula laminate/Char Black banding/Char Black frame	338.00	2	61.3	2.53		70
482460LO-OAK084BLK01-BLK01	24" x 60", short legs, 17"-25" height. Colors: Medium Oak laminate/Char Black banding/Char Black frame						
483060-GRY091BLK01-BLK01	30" x 60", standard legs, 22"-30" height. Colors: Grey Nebula laminate/Char Black banding/Char Black frame	338.00	2	71.3	2.69		70
483060-OAK084BLK01-BLK01	30" x 60", standard legs, 22"-30" height. Colors: Medium Oak laminate/Char Black banding/Char Black frame						
483060LO-GRY091BLK01-BLK01	30" x 60", short legs, 17"-25" height. Colors: Grey Nebula laminate/Char Black banding/Char Black frame	348.00	2	69.3	2.56		70
483060LO-OAK084BLK01-BLK01	30" x 60", short legs, 17"-25" height. Colors: Medium Oak laminate/Char Black banding/Char Black frame						
483072-GRY091BLK01-BLK01	30" x 72", standard legs, 22"-30" height. Colors: Grey Nebula laminate/Char Black banding/Char Black frame	378.00	2	85.0	3.09		70
483072-OAK084BLK01-BLK01	30" x 72", standard legs, 22"-30" height. Colors: Medium Oak laminate/Char Black banding/Char Black frame						
483072LO-GRY091BLK01-BLK01	30" x 72", short legs, 17"-25" height. Colors: Grey Nebula laminate/Char Black banding/Char Black frame	388.00	2	83.0	2.96		70
483072LO-OAK084BLK01-BLK01	30" x 72", short legs, 17"-25" height. Colors: Medium Oak laminate/Char Black banding/Char Black frame						



Products on this page are Greenguard® certified.








Virco®

STOCKED MODELS

SOLD IN FULL CARTONS ONLY





Model No.	Description	Unit Price F.O.B. Warehouse	No. of Ctns. Per Unit	Unit Weight	Unit Cube	Fed Ex.	Freight Class
-----------	-------------	-----------------------------------	-----------------------------	----------------	--------------	------------	------------------

4000 SERIES - Activity Tables continued

	483672 -GRY091BLK01-BLK01	36" x 72", standard legs, 22"-30" height. Colors: Grey Nebula laminate/Char Black banding/Char Black frame	388.00	2	98.3	3.56	70
	483672 -OAK084BLK01-BLK01	36" x 72", standard legs, 22"-30" height. Colors: Medium Oak laminate/Char Black banding/Char Black frame					
	483672LO -GRY091BLK01-BLK01	36" x 72", short legs, 17"-25" height. Colors: Grey Nebula laminate/Char Black banding/Char Black frame	398.00	2	96.3	3.42	70
	483672LO -OAK084BLK01-BLK01	36" x 72", short legs, 17"-25" height. Colors: Medium Oak laminate/Char Black banding/Char Black frame					
	4848R -GRY091BLK01-BLK01	48" round, standard legs, 22"-30" height. Colors: Grey Nebula laminate/Char Black banding/Char Black frame	408.00	2	70.8	3.03	70
	4848R -OAK084BLK01-BLK01	48" round, standard legs, 22"-30" height. Colors: Medium Oak laminate/Char Black banding/Char Black frame					
	4848RLO -GRY091BLK01-BLK01	48" round, short legs, 17"-25" height. Colors: Grey Nebula laminate/Char Black banding/Char Black frame	418.00	2	68.8	2.90	70
	4848RLO -OAK084BLK01-BLK01	48" round, short legs, 17"-25" height. Colors: Medium Oak laminate/Char Black banding/Char Black frame					
	48KID72 -GRY091BLK01-BLK01	48" x 72" kidney, standard legs, 22"-30" height. Colors: Grey Nebula laminate/Char Black banding/Char Black frame	671.00	2	115.9	4.45	70
	48KID72 -OAK084BLK01-BLK01	48" x 72" kidney, standard legs, 22"-30" height. Colors: Medium Oak laminate/Char Black banding/Char Black frame					
	48KID72LO -GRY091BLK01-BLK01	48" x 72" kidney, short legs, 17"-25" height. Colors: Grey Nebula laminate/Char Black banding/Char Black frame	681.00	2	113.9	4.32	70
	48KID72LO -OAK084BLK01-BLK01	48" x 72" kidney, short legs, 17"-25" height. Colors: Medium Oak laminate/Char Black banding/Char Black frame					
	48TRAP60 -GRY091BLK01-BLK01	30" x 60" trapezoid, standard legs, 22"-30" height. Colors: Grey Nebula laminate/Char Black banding/Char Black frame	389.00	2	64.2	1.61	70
	48TRAP60 -OAK084BLK01-BLK01	30" x 60" trapezoid, standard legs, 22"-30" height. Colors: Medium Oak laminate/Char Black banding/Char Black frame					
	48TRAP60LO -GRY091BLK01-BLK01	30" x 60" trapezoid, short legs, 17"-25" height. Colors: Grey Nebula laminate/Char Black banding/Char Black frame	399.00	2	62.2	1.48	70
	48TRAP60LO -OAK084BLK01-BLK01	30" x 60" trapezoid, short legs, 17"-25" height. Colors: Medium Oak laminate/Char Black banding/Char Black frame					

6000 SERIES FOLDING TABLES

Tubular steel legs. Models are available with a ¾" thick particleboard-core top with a fused-on melamine surface and ¾" profile T-mold edge banding. The folding mechanism includes a gravity-fed safety lock. Because the safety lock is permanently attached, a formed tab on the lock arm permits the hinge to fold in only one direction. Spring clips are formed from tempered steel to accept the cross brace of the leg unit. Each spring clip is housed in an injection-molded polyethylene shell to help protect hands from sharp edges. Each table has two spring clips. Patented steel aprons consists of four machine formed steel segments with no exposed sharp edges. The outer edge is rolled to form a strong and smooth flange. Apron ends are inserted into patented corner supports formed of injection-molded polyethylene which completely enclose the ends of the steel aprons. A high-impact stacking bumper attaches to the outer edge of the corner support to facilitate stacking. Metal surfaces are available with a powder coat finish.

	601860 -GRY091BLK01-BLK01	18"W x 60"L x 29"H. Colors: Grey Nebula laminate/Char Black banding/Char Black frame	307.00	1	37.8	2.45	70
	601872 -GRY091BLK01-BLK01	18"W x 72"L x 29"H. Colors: Grey Nebula laminate/Char Black banding/Char Black frame	319.00	1	43.7	2.70	70
	601896 -GRY091BLK01-BLK01	18"W x 96"L x 29"H. Colors: Grey Nebula laminate/Char Black banding/Char Black frame	350.00	1	53.5	3.87	70
	603060 -GRY091BLK01-BLK01	30"W x 60"L x 29"H. Colors: Grey Nebula laminate/Char Black banding/Char Black frame	345.00	1	59.8	3.96	70
	603072 -GRY091BLK01-BLK01	30"W x 72"L x 29"H. Colors: Grey Nebula laminate/Char Black banding/Char Black frame	359.00	1	68.2	4.70	70
	603096 -GRY091BLK01-BLK01	30"W x 96"L x 29"H. Colors: Grey Nebula laminate/Char Black banding/Char Black frame	390.00	1	88.2	4.65	70
	6060R -GRY091BLK01-BLK01	60" round x 29"H. Colors: Grey Nebula laminate/Char Black banding/Char Black frame	615.00	1	90.0	8.00	70





STOCKED MODELS

SOLD IN FULL CARTONS ONLY

Model No.	Description	Unit Price F.O.B. Warehouse	No. of Ctns. Per Unit	Unit Weight	Unit Cube	Fed Ex.	Freight Class
-----------	-------------	-----------------------------------	-----------------------------	----------------	--------------	------------	------------------


8700 SERIES - Computer Tables

Tubular steel pedestal legs. Models are available with a 1½" thick particleboard-core high-pressure laminate work surface with 1½" profile T-mold edge banding. Adjustable top height range of 22" to 30". Four adjustable nylon-base swivel glides. The upper legs are available with a powder coat finish. The lower legs are chromed.

	872448 -GRY091BLK01-BLK01	24"W x 48"L x 22"-30"H. Colors: Grey Nebula laminate/Char Black banding/Char Black frame	443.00	3	58.0	2.97	Call
	872448 -OAK084BLK01-BLK01	24"W x 48"L x 22"-30"H. Colors: Medium Oak laminate/Char Black banding/Char Black frame					
	872460 -GRY091BLK01-BLK01	24"W x 60"L x 22"-30"H. Colors: Grey Nebula laminate/Char Black banding/Char Black frame	498.00	3	71.0	3.64	Call
	872460 -OAK084BLK01-BLK01	24"W x 60"L x 22"-30"H. Colors: Medium Oak laminate/Char Black banding/Char Black frame					
	873060 -GRY091BLK01-BLK01	30"W x 60"L x 22"-30"H. Colors: Grey Nebula laminate/Char Black banding/Char Black frame	578.00	3	81.3	4.10	Call
	873060 -OAK084BLK01-BLK01	30"W x 60"L x 22"-30"H. Colors: Medium Oak laminate/Char Black banding/Char Black frame					
	873072 -GRY091BLK01-BLK01	30"W x 72"L x 22"-30"H. Colors: Grey Nebula laminate/Char Black banding/Char Black frame	701.00	3	95.0	4.50	Call
	873072 -OAK084BLK01-BLK01	30"W x 72"L x 22"-30"H. Colors: Medium Oak laminate/Char Black banding/Char Black frame					


STEEL-FRAME SCIENCE TABLES

Steel-frame, apron and heavy-gauge tubular steel legs. Four adjustable nylon glides. Chemsurf Top: 1½" thick and consists of a medium-density fiberboard core surfaced with an acid- and chemical-resistant Chemsurf high-pressure laminate. Edges have a urethane-based Sure Edge® finish. Metal surfaces are available with a powder coat finish.

	S245430CSAE -BLK577BLK01-BLK01-CB	54"W x 24"D x 30"H. Colors: Black Chem Surf/Black frame	1162.00	1	60.7	4.01	70
	S246030CSAE -BLK577BLK01-BLK01-CB	60"W x 24"D x 30"H. Colors: Black Chem Surf/Black frame	1165.00	1	71.2	4.43	70


WOOD-FRAME SCIENCE TABLES

Wood-frame, apron and legs, 30" fixed-height. Epoxy Resin Top: 1" thick and consists of heavy-duty, heat- and chemical-resistant epoxy resin. The molded epoxy resin top is monolithic and non-porous. Wood components are finished with multiple coats of natural chemically resistant catalyzed varnish. Tables are equipped with four adjustable nylon glides; each table also includes four removable nylon boots.

	SCI245430EP -BLK01-OAK083	54"L x 24"W x 30"H. Colors: Black Epoxy top and edge/Natural Oak frame	2246.00	1	135.5	5.49	70
	SCI246030EP -BLK01-OAK083	60"L x 24"W x 30"H. Colors: Black Epoxy top and edge/Natural Oak frame	2400.00	1	148.7	6.07	70


MTB SERIES MOBILE BENCH TABLES

Tubular steel frame, heavy-duty mobile folding bench tables have an automatic locking feature, as well as a safety clearance between table sections to help protect hands during opening. The tables also have a torsion bar for ease of operation, and are free-standing when closed. Tops and benches are available with a ¾" thick particleboard-core high-pressure laminate work surface with ¾" profile T-mold edge banding. In the folded position, tables rest on four 3½" swivel casters. Middle legs have a 1" rubber crutch tip. The table automatically locks in the open and closed positions. The center hinge operates vertically in order to self clean and minimize trapping of food. The top support apron is available with a powder coat finish.

	MTB172912 -GRY091BLK01-CHRM	Seats 12-16, laminate top with T-mold edge banding. Colors: Grey Nebula laminate/Char Black banding/Chrome frame	4183.00	1	367.0	88.31	200
	MTB172912 -OAK084BLK01-CHRM	Seats 12-16, laminate top with T-mold edge banding. Colors: Medium Oak laminate/Char Black banding/Chrome frame					

MTS SERIES MOBILE STOOL TABLES

Tubular steel frame, heavy-duty mobile folding stool tables have an automatic locking feature, as well as a safety clearance between table sections to help protect hands during opening. The tables also have a torsion bar for ease of operation, and are free-standing when closed. Tops are available with a ¾" thick particleboard-core high-pressure laminate work surface with ¾" profile T-mold edge banding. Each seat has its own direct-to-floor load-bearing column and provides its own support without the need of cross members running between seats. Each seat has its own place to enter and exit. Round stool tops are 13" in diameter, injection-molded from a high-impact ABS material. In the folded position, tables rest on four 3½" swivel casters. Middle legs have a 1" rubber crutch tip. The table automatically locks in the open and closed positions. The center hinge operates vertically in order to self clean and minimize trapping of food. The top support apron is available with a powder coat finish.

	MTS17291212 -BLU51-GRY091BLK01-CHRM	12 stools, laminate top with T-mold edge banding. Colors: Navy stool/Grey Nebula laminate/Char Black banding/Chrome frame	4183.00	4	301.0	89.80	Call
	MTS17291212 -BLU51-OAK084BLK01-CHRM	12 stools, laminate top with T-mold edge banding. Colors: Navy stool/Medium Oak laminate/Char Black banding/Chrome frame					



STOCKED MODELS

SOLD IN FULL CARTONS ONLY

Model No.	Description	Unit Price F.O.B. Warehouse	Units Per Carton	Unit Weight	Unit Cube	Fed Ex.	Freight Class
-----------	-------------	-----------------------------------	------------------------	----------------	--------------	------------	------------------

MTC SERIES CONVERTIBLE BENCH TABLES

Tubular steel frame. This mobile bench and table unit changes quickly and easily from a table and bench configuration to a bench with a full backrest. When used as a table and bench, the unit features a bench height of 15" and a top height of 27", or a bench height of 17" and a top height of 29". Benches and tops are available with a ¾" thick particleboard-core high-pressure laminate work surface with ¾" profile T-mold edge banding. The bench measures 96"L x 12"W; and the top measures 96"L x 15"W.

Table and bench height adjustment are made by a telescoping foot tube assembly secured to the table frame. Two adjustment positions are provided: one achieves a 15" bench height and a 27" top height; the other achieves a 17" bench height and a 29" top height. The base frame is mounted on four 4" swivel casters, two with locks. The apron, frame and links are powder coated. The foot tube assembly are chrome-plated.



MTC8-GRY091BLK01-BLK01	Laminate top with T-mold edge banding. Colors: Grey Nebula laminate/Char Black banding/Char Black frame	2130.00	1	134.5	15.58		200
-------------------------------	---	---------	---	-------	-------	--	-----

FOLDING CHAIRS

Tubular steel frame, front and rear leg braces and polyethylene leg caps. Contoured, one-piece seat pan consists of steel with a curled lower edge. Curved steel backrest panel is curled along the full width of its bottom edge. Metal surfaces are available with a powder coat finish.



162-BLK01	Front and rear leg braces. Colors: Char Black	79.00	4	9.9	0.88		85
162-BRN16	Front and rear leg braces. Colors: Mocha						
162-GRY02	Front and rear leg braces. Colors: Silver Mist						
167-GLD91	One front and two rear leg braces. Colors: Golden Bronze	85.00	4	10.1	0.88		85
168-BRN136-BRN16	Vinyl upholstered seat and back. Colors: Select Brown vinyl/Mocha frame	116.00	4	9.6	0.94		85
168-GRY132-GRY02	Vinyl upholstered seat and back. Colors: Select Silver Mist vinyl/Silver Mist frame						
188-BLU204-GRY02	Fabric upholstered seat and back. Colors: Sedona Sailor fabric/Silver Mist frame	121.00	4	10.5	0.94		85

8900 SERIES CHAIRS

Tubular steel frame. Upholstered seat and back. Each chair has six high-impact clear PVC plastic stack bumpers.



8915-BLK259-BLK01	Rounded back, crown seat, 2" seat thickness, rocker glides. Colors: Express Black fabric/Char Black frame	167.00	4	17.4	3.06	*	150
8915-RED201-BLK01	Rounded back, crown seat, 2" seat thickness, rocker glides. Colors: Sedona Ruby fabric/Char Black frame						
8915-BLU204-BLK01	Rounded back, crown seat, 2" seat thickness, rocker glides. Colors: Sedona Sailor fabric/Char Black frame						
8926-BLU151-CHRM	Trapezoidal back, dome seat, 2" seat thickness. Colors: Ultratexhyde Carib vinyl/Chrome frame	162.00	4	16.2	3.06	*	150
8926-BLK149-BLK01	Trapezoidal back, dome seat, 2" seat thickness. Colors: Linen Black vinyl/Char Black frame						
8926-RED140-BLK01	Trapezoidal back, dome seat, 2" seat thickness. Colors: Linen Burgundy vinyl/Char Black frame						

METAL BOOKCASES

All steel construction. Models are available in five height sizes. Shelves for all bookcases are constructed of steel and are adjustable in ½" increments. Shelves are 11" x 35 1/16" x ¾". Four steel shelf clips are included for use with each adjustable shelf. Metal surfaces are available with a powder coat finish.



BCM3652-BLK01	36 1/8"W x 12 1/4"D x 52 1/4"H with four shelves (3 adj.). Colors: Char Black	750.00	1	71.1	16.33		125
----------------------	--	--------	---	------	-------	--	-----

54 SERIES VERTICAL FILES

All steel vertical files with deluxe steel ball bearing slides for organizing letter and legal size documents. All models are equipped with an anti-tip feature to allow only one drawer at a time to extend, and integrated drawer pulls. Vertical files are equipped with full-extension steel ball-bearing slides on all drawers, which also have a pull and label holder. A core-removable lock secures all drawers with one lock assembly ("gang locking"). Metal surfaces are available with a powder coat finish. A counter-weight is included with each vertical file model to help prevent tipping when drawers are fully extended.



54VF154D-BLK01	15"W x 26 1/2"D x 52 1/4"H, 4 letter-sized drawers with lock. Colors: Char Black	1421.00	1	155.7	14.28		100
-----------------------	---	---------	---	-------	-------	--	-----



STOCKED MODELS

SOLD IN FULL CARTONS ONLY



Model No.	Description	Unit Price F.O.B. Warehouse	Units Per Carton	Unit Weight	Unit Cube	Fed Ex.	Freight Class
-----------	-------------	-----------------------------------	------------------------	----------------	--------------	------------	------------------

CHAIR and TABLE TRUCKS

All steel frames. Chair trucks are available with a powder coat finish.

	HCT8-BLK01	Chair truck/storage cart for models 162, 167, 168, 188 folding chairs, 42 chair capacity. 100"L x 21"W x 38¼"H (handle). Colors: Char Black	931.00	1	71.0	5.30		150
	HCT6072-BLK01	Chair truck/storage cart for models 162, 167, 168, 188 folding chairs, rack style, 84 chair capacity. 68"L x 30¾"W x 80"H (loaded). 68"L x 30¾"W x 69¾"H (unloaded). Colors: Char Black	1570.00	1	96.5	14.42		150
	HCT789-BLK01	Chair truck for selected Virco stack chairs, standard 2-wheel. 40¾"L x 20¾"W x 61"H. Colors: Char Black	586.00	1	29.4	7.70		150
	HRTT1-BLK01	Table truck/storage cart for round and oval tables, stores 10 traditional or 7 Core-a-Gator® tables. 72"L x 30"W x 55"H. Colors: Char Black	2170.00	1	152.0	25.60		150
	HTT6-BLK01	Table truck/storage cart. Capacity for models 601872, 602472, 603072, 623072 is 15 tables; Capacity for model 603672 is 13 tables; Capacity for models 611872, 612472, 613072, 613672 is 12 tables. 77¾"L x 31¼"W x 48¼"H. Colors: Char Black	1107.00	1	65.0	7.20		150
	HTT8-BLK01	Table truck/storage cart. Capacity for models 601896, 602496, is 15 tables; Capacity for model 623096 is 14 tables; Capacity for models 603096, 611896, 613096, 613696 is 12 tables; Capacity for model 603696 is 11 tables. 101¾" x 31¼"W x 48¼"H. Colors: Char Black	1240.00	1	76.0	9.20		150

OPTIONAL ACCESSORIES

	TWMP60-BLK01	Wire management/modesty panel, for 60" rectangular tables. Colors: Char Black	321.00	1	12.4	1.39	*	100
	UBOOK-BLK01	Plastic book box, 15½"W x 4½"H x 13⅞"D. Colors: Black	30.00	12	1.9	1.94		100



2016 ASSEMBLED-TO-ORDER PRODUCT LISTINGS

Pages 12-43



In this section you will find a selection of models and colors that Virco can ship within 3 weeks. During our peak season, July and August, some product combinations may take longer to ship.

See below for program details.

- Expanded products and color combinations.
- ASSEMBLED-TO-ORDER models are assembled upon receipt of an order from components we stock and are usually ready to ship in 2 - 3 weeks.
- Assembled orders must consist exclusively of Stocked and/or Assembled models and color combinations or the lead time will be extended.

ASSEMBLED-TO-ORDER

SOLD IN FULL CARTONS ONLY

Model No.	Description	Unit Price F.O.B. Warehouse	Units Per Carton	Unit Weight	Unit Cube	Fed Ex.	Freight Class
-----------	-------------	-----------------------------------	------------------------	----------------	--------------	------------	------------------

120 SERIES - Stools

Tubular steel frame, one-piece molded polypropylene seat, nylon-base swivel glides. Metal surfaces are available chromed.



12018-BLK01-CHRM	17 $\frac{1}{2}$ " seat height. Colors: Black seat/Chrome frame	166.00	2	8.3	1.72	*	150
12018-BLU51-CHRM	17 $\frac{1}{2}$ " seat height. Colors: Navy seat/Chrome frame						
12024-BLK01-CHRM	23 $\frac{3}{8}$ " seat height. Colors: Black seat/Chrome frame	176.00	2	9.5	2.21		150
12024-BLU51-CHRM	23 $\frac{3}{8}$ " seat height. Colors: Navy seat/Chrome frame						

121 SERIES - Stools (Martest 21® Hard Plastic)

Tubular steel frame, molded Martest 21® or Fortified Recycled Wood™ (FRW™) hard plastic seat, nylon-base swivel glides. Metal surfaces are available chromed.



12118-BLK01-CHRM	17 $\frac{3}{4}$ " seat height. Colors: Black seat/Chrome frame	230.00	2	10.7	1.72	*	125
12118-BLU51-CHRM	17 $\frac{3}{4}$ " seat height. Colors: Navy seat/Chrome frame						
12124-BLK01-CHRM	23 $\frac{7}{8}$ " seat height. Colors: Black seat/Chrome frame	240.00	2	12.4	2.21		150
12124-BLU51-CHRM	23 $\frac{7}{8}$ " seat height. Colors: Navy seat/Chrome frame						

122 SERIES - Stools

Tubular steel frame, formed steel seat with a Masonite® inset, nylon-base swivel glides. Metal surfaces are available with a Silver Mist steel frame powder coat finish.



12218-GRY02	17 $\frac{1}{2}$ " seat height. Colors: Silver Mist	167.00	2	10.7	1.72		92.5
12224-GRY02	23 $\frac{3}{8}$ " seat height. Colors: Silver Mist	177.00	2	11.5	2.21		92.5
12230-GRY02	29 $\frac{1}{8}$ " seat height. Colors: Silver Mist	187.00	2	12.7	2.21		92.5
1222533SG-GRY02	25"-33" adjustable seat height, steel-base swivel glides only. Colors: Silver Mist	197.00	2	13.7	2.21	*	150

125 SERIES - Stools

Tubular steel frame, 1" thick wooden seat, nylon-base swivel glides. Black frame with Chrome lower legs. Light Oak seat and backrest.



1251836-OAK083-BLK01	18"-29 $\frac{1}{2}$ " seat height. Colors: Natural Oak	541.00	1	17.0	1.69		92.5
1251836B-OAK083-BLK01	18"-29 $\frac{1}{2}$ " seat height, with backrest. Colors: Natural Oak *One unit, ships in two cartons.	739.00	1*	22.4	2.04		Call

FOLDING CHAIRS

Tubular steel frame, front and rear leg braces and polyethylene leg caps. Contoured, one-piece seat pan consists of steel with a curled lower edge. Curved steel backrest panel is curled along the full width of its bottom edge. All brackets are welded to the frame. Metal surfaces are available with a powder coat finish. Seat height: 17".



162-GLD93	Front and rear leg braces. Colors: El Dorado Bronze	79.00	4	9.9	0.88		85
162-GLD91	Front and rear leg braces. Colors: Golden Bronze						
167-GRY02	One front and two rear leg braces. Colors: Silver Mist	85.00	4	10.1	0.88		85
188-GRN203-BLK01	Fabric upholstered seat and back. Colors: Sedona Loden fabric/Char Black frame	121.00	4	10.5	0.94		85
188-RED201-BLK01	Fabric upholstered seat and back. Colors: Sedona Ruby fabric/Char Black frame						



Products on this page are Greenguard® certified.

Virco®




ASSEMBLED-TO-ORDER

SOLD IN FULL CARTONS ONLY

Model No.	Description	Unit Price F.O.B. Warehouse	Units Per Carton	Unit Weight	Unit Cube	Fed Ex.	Freight Class
-----------	-------------	-----------------------------------	------------------------	----------------	--------------	------------	------------------


2000 SERIES - 4-Leg Stack Chairs

Tubular steel frame, one-piece molded polypropylene shell, nylon-base swivel glides. Optional steel-base and felt-base glides are available. Metal surfaces are available chromed.

	2012-BLU51-CHRM	12" seat height. Colors: Navy seat/Chrome frame	90.00	4	6.5	1.38		150
	2014-BLU51-CHRM	14" seat height. Colors: Navy seat/Chrome frame	90.00	4	7.0	1.51		150
	2014FG-BLU51-CHRM	14" seat height, Felt glides. Colors: Navy seat/Chrome frame						
	2016-BLU40-CHRM	16" seat height. Colors: Blueberry seat/Chrome frame	103.00	4	8.0	2.42		150
	2016-GRN75-CHRM	16" seat height. Colors: Forest Green seat/Chrome frame						
	2016-PUR43-CHRM	16" seat height. Colors: Purple Iris seat/Chrome frame						
	2016-RED50-CHRM	16" seat height. Colors: Wine seat/Chrome frame						
	2016FG-BLU51-CHRM	16" seat height, Felt glides. Colors: Navy seat/Chrome frame						
	2018-BLU40-CHRM	18" seat height. Colors: Blueberry seat/Chrome frame	108.00	4	10.9	2.46		150
	2018-BLU65-CHRM	18" seat height. Colors: Colbalt Blue seat/Chrome frame						
	2018-GRN75-CHRM	18" seat height. Colors: Forest Green seat/Chrome frame						
	2018-GRY41-CHRM	18" seat height. Colors: Graphite seat/Chrome frame						
	2018-PUR43-CHRM	18" seat height. Colors: Purple Iris seat/Chrome frame						
	2018-RED70-CHRM	18" seat height. Colors: Red seat/Chrome frame						
	2018-RED50-CHRM	18" seat height. Colors: Wine seat/Chrome frame						
	2018FG-BLK01-CHRM	18" seat height, felt glides. Colors: Black seat/Chrome frame						
	2018FG-BLU65-CHRM	18" seat height, felt glides. Colors: Colbalt Blue seat/Chrome frame						
	2018FG-BLU51-CHRM	18" seat height, felt glides. Colors: Navy seat/Chrome frame						


2000 SERIES - Sled-Based Stack Chairs

Tubular steel sled-based legs, one-piece molded polypropylene shell. Metal surfaces are available chromed. For use on carpeted surfaces only.

	2018-BLK01-CHRM	18" seat height. Colors: Black seat/Chrome frame	137.00	4	11.7	2.78	*	250
	2018-BLU51-CHRM	18" seat height. Colors: Navy seat/Chrome frame						



2000 SERIES - Mobile Task Chairs

Tubular steel legs, one-piece molded polypropylene shell, four 2" dual-wheel swivel casters. Metal surfaces are available chromed. For use on both carpeted and non-carpeted floors.

	2050-BLU51-CHRM	18½" seat height. Colors: Navy seat/Chrome frame	158.00	2	13.9	5.29	*	150
---	-----------------	---	--------	---	------	------	---	-----

2000 SERIES - Chair Desks

Tubular steel frame, one-piece molded polypropylene shell. Models are available with a particleboard-core high-pressure laminate work surface with beveled and lacquer-sealed edges. Available with or without a steel-rod bookrack. Nylon-base swivel glides. Metal surfaces are available chromed.

	2400BR-BLU51-OAK084CLR-CHRM	18" x 24" laminate top, bookrack. Colors: Navy seat/Medium Oak top with Clear lacquer edge/Chrome frame	349.00	2	33.5	9.60		300
	2400BR-RED70-OAK084CLR-CHRM	18" x 24" laminate top, bookrack. Colors: Red seat/Medium Oak top with Clear lacquer edge/Chrome frame						
	2400BR-RED50-OAK084CLR-CHRM	18" x 24" laminate top, bookrack. Colors: Wine seat/Medium Oak top with Clear lacquer edge/Chrome frame						
	2400NBR-BLU51-OAK084CLR-BLK01	18" x 24" laminate top, no bookrack. Colors: Navy seat/Medium Oak top with Clear lacquer edge/Char Black frame	319.00	2	31.2	9.60		300

ASSEMBLED-TO-ORDER

SOLD IN FULL CARTONS ONLY

Model No.	Description	Unit Price F.O.B. Warehouse	Units Per Carton	Unit Weight	Unit Cube	Fed Ex.	Freight Class
-----------	-------------	-----------------------------------	------------------------	----------------	--------------	------------	------------------

3000 SERIES - 4-Leg Stack Chairs

Tubular steel frame, molded Martest 21® hard plastic seat and back, nylon-base swivel glides. Metal surfaces are available chromed.



3012-BLU51-CHRM	12" seat height. Colors: Navy seat/Chrome frame	192.00	4	11.1	1.38		150
3014-BLK01-CHRM	14" seat height. Colors: Black seat/Chrome frame	192.00	4	14.6	1.90		150
3014-BRN96-CHRM	14" seat height. Colors: Sandstone seat/Chrome frame						
3014-RED50-CHRM	14" seat height. Colors: Wine seat/Chrome frame						
3014FG-BLU51-CHRM	14" seat height, felt glides. Colors: Navy seat/Chrome frame						
3014SG-BLU51-CHRM	14" seat height, steel glides. Colors: Navy seat/Chrome frame						
3016-BLK01-CHRM	16" seat height. Colors: Black seat/Chrome frame	206.00	4	15.6	2.17		150
3016-BLU40-CHRM	16" seat height. Colors: Blueberry seat/Chrome frame						
3016-GRN75-CHRM	16" seat height. Colors: Forest Green seat/Chrome frame						
3016-BRN96-CHRM	16" seat height. Colors: Sandstone seat/Chrome frame						
3016-RED70-CHRM	16" seat height. Colors: Red seat/Chrome frame						
3016-RED50-CHRM	16" seat height. Colors: Wine seat/Chrome frame						
3016FG-BLU51-CHRM	16" seat height, felt glides. Colors: Navy seat/Chrome frame						
3016SG-BLU51-CHRM	16" seat height, steel glides. Colors: Navy seat/Chrome frame						
3018-BLK01-CHRM	18" seat height. Colors: Black seat/Chrome frame	211.00	4	19.8	2.89		150
3018-BLU40-CHRM	18" seat height. Colors: Blueberry seat/Chrome frame						
3018-GRN75-CHRM	18" seat height. Colors: Forest Green seat/Chrome frame						
3018-GRY41-CHRM	18" seat height. Colors: Graphite seat/Chrome frame						
3018-BRN96-CHRM	18" seat height. Colors: Sandstone seat/Chrome frame						
3018-RED70-CHRM	18" seat height. Colors: Red seat/Chrome frame						
3018-RED50-CHRM	18" seat height. Colors: Wine seat/Chrome frame						
3018FG-BLU51-CHRM	18" seat height, felt glides. Colors: Navy seat/Chrome frame						
3018SG-BLU51-CHRM	18" seat height, steel glides. Colors: Navy seat/Chrome frame						

3000 SERIES - Mobile Task Chairs (Adjustable-Height)

Martest 21® hard plastic seat and back, pneumatic cylinder. Chair swivels 360°. Pedestal base has a five-prong construction. Five 2" diameter, dual-wheel, hooded swivel casters. Seat height adjusts from 18" to 22 3/8".



3860GC-BLK01-BLK01	18" to 22 3/8" seat height. Colors: Black seat/Char Black frame/Char Black base	496.00	1	28.1	4.82		100
3860GC-BLU51-BLK01	18" to 22 3/8" seat height. Colors: Navy seat/Char Black frame/Char Black base						



Products on this page are Greenguard® certified.

Virco®

ASSEMBLED-TO-ORDER

SOLD IN FULL CARTONS ONLY

Model No.	Description	Unit Price F.O.B. Warehouse	Units Per Carton	Unit Weight	Unit Cube	Fed Ex.	Freight Class
-----------	-------------	-----------------------------------	------------------------	----------------	--------------	------------	------------------

3000 SERIES - Chair Desks (18" x 24" Top)

Tubular steel frame, Martest 21® hard plastic seat and back. Models are available with an FRW™ hard plastic work surface. Available with or without a steel-rod bookrack. Nylon-base swivel glides. Metal surfaces are available chromed.



3400BRM-BLK01-BRN38-CHRM	Bookrack. Colors: Black seat/Fusion Maple top/Chrome frame	470.00	2	46.4	8.98		300
3400BRM-BLK01-BRN96-CHRM	Bookrack. Colors: Black seat/Sandstone top/Chrome frame						
3400BRM-BLK01-GRY91-CHRM	Bookrack. Colors: Black seat/Grey Nebula top/Chrome frame						
3400BRM-BLU51-BRN38-CHRM	Bookrack. Colors: Navy seat/Fusion Maple top/Chrome frame						
3400BRM-BLU51-GRY91-CHRM	Bookrack. Colors: Navy seat/Grey Nebula top/Chrome frame						
3400BRM-BLU51-OAK84-CHRM	Bookrack. Colors: Navy seat/Medium Oak top/Chrome frame						
3400BRM-BRN96-BRN96-CHRM	Bookrack. Colors: Sandstone seat/Sandstone top/Chrome frame						
3400BRM-GRN75-BRN96-CHRM	Bookrack. Colors: Forest Green seat/Sandstone top/Chrome frame						
3400BRM-RED50-BRN38-CHRM	Bookrack. Colors: Wine seat/Fusion Maple top/Chrome frame						
3400BRM-RED50-BRN96-CHRM	Bookrack. Colors: Wine seat/Sandstone top/Chrome frame						
3400BRM-RED50-GRY91-CHRM	Bookrack. Colors: Wine seat/Grey Nebula top/Chrome frame						
3400BRM-RED70-BRN96-CHRM	Bookrack. Colors: Red seat/Sandstone top/Chrome frame						
3400BRMFG-BLU51-BRN96-CHRM	Bookrack, felt glides. Colors: Navy seat/Sandstone top/Chrome frame						
3400BRMFG-BLU51-GRY91-CHRM	Bookrack, felt glides. Colors: Navy seat/Grey Nebula top/Chrome frame						
3400BRMFG-BRN96-BRN96-CHRM	Bookrack, felt glides. Colors: Sandstone seat/Sandstone top/Chrome frame						
3400BRMSG-BLU51-BRN96-CHRM	Bookrack, steel glides. Colors: Navy seat/Sandstone top/Chrome frame						
3400NBRM-BLU51-BRN96-CHRM	No Bookrack. Colors: Navy seat/Sandstone top/Chrome frame	440.00	2	45.9	8.98		300
3400NBRM-BLU51-GRY91-CHRM	No Bookrack. Colors: Navy seat/Grey Nebula top/Chrome frame						
3400NBRM-RED50-BRN96-CHRM	No Bookrack. Colors: Wine seat/Sandstone top/Chrome frame						
3400NBRM-RED50-GRY91-CHRM	No Bookrack. Colors: Wine seat/Grey Nebula top/Chrome frame						



3000 SERIES - Chair Desks (18" x 21" x 30" Top)

Tubular steel frame, Martest 21® hard plastic seat and back. Models are available with an FRW™ hard plastic work surface. Available with a steel-rod bookrack. Nylon-base swivel glides. Metal surfaces are available chromed.



3400LABRM-BLU51-BRN96-CHRM	Bookrack. Colors: Navy seat/Sandstone top/Chrome frame	485.00	2	49.2	8.98		300
3400LABRM-BLU51-GRY91-CHRM	Bookrack. Colors: Navy seat/Grey Nebula top/Chrome frame						

3000 SERIES - Sled-Based Chair Desks (18" x 24" Top)

Tubular steel frame, Martest 21® hard plastic seat and back. Double-entry configuration allows easy seat access from either side of the unit. Models are available with an FRW™ hard plastic work surface. Available with a steel-rod bookrack. Four snap-on nylon glides. Metal surfaces are available chromed.



3640BRM-BLU51-BRN96-CHRM	Colors: Navy seat/Sandstone top/Chrome frame	711.00	1	55.0	17.17		300
3640BRM-RED50-BRN96-CHRM	Colors: Wine seat/Sandstone top/Chrome frame						

3000 SERIES - Chair Desks (14½" x 20" x 28" Top)

Tubular steel frame, Martest 21® hard plastic seat and back. Models are available with an FRW hard plastic work surface. Steel-rod bookrack. Nylon-base swivel glides. Metal surfaces are available chromed.



3700BRM-RED50-BRN96-CHRM	Colors: Wine seat/Sandstone top/Chrome frame	462.00	2	38.9	8.98		300
---------------------------------	---	--------	---	------	------	--	-----

ASSEMBLED-TO-ORDER

SOLD IN FULL CARTONS ONLY

Model No.	Description	Unit Price F.O.B. Warehouse	Units Per Carton	Unit Weight	Unit Cube	Fed Ex.	Freight Class
-----------	-------------	-----------------------------------	------------------------	----------------	--------------	------------	------------------

9000 SERIES - 4-Leg Stack Chairs

Tubular steel frame, one-piece molded polypropylene shell, nylon-base swivel glides. Metal surfaces are available chromed.



9010-GRN12-CHRM	10" seat height. Colors: Apple seat/Chrome frame	90.00	4	6.5	1.04	*	150
9010-BLU51-CHRM	10" seat height. Colors: Navy seat/Chrome frame						
9010-RED70-CHRM	10" seat height. Colors: Red seat/Chrome frame						
9010-YLW47-CHRM	10" seat height. Colors: Squash seat/Chrome frame						



9012-BLK01-CHRM	12" seat height. Colors: Black seat/Chrome frame	90.00	4	7.1	1.38	*	150
9012-BLU40-CHRM	12" seat height. Colors: Blueberry seat/Chrome frame						
9012-GRN75-CHRM	12" seat height. Colors: Forest Green seat/Chrome frame						
9012-GRY41-CHRM	12" seat height. Colors: Graphite seat/Chrome frame						
9012-PUR43-CHRM	12" seat height. Colors: Purple Iris seat/Chrome frame						
9012-RED50-CHRM	12" seat height. Colors: Wine seat/Chrome frame						



9014-BLK01-CHRM	14" seat height. Colors: Black seat/Chrome frame	90.00	4	7.9	1.51		150
9014-BLU40-CHRM	14" seat height. Colors: Blueberry seat/Chrome frame						
9014-GRN75-CHRM	14" seat height. Colors: Forest Green seat/Chrome frame						
9014-GRY41-CHRM	14" seat height. Colors: Graphite seat/Chrome frame						
9014-PUR43-CHRM	14" seat height. Colors: Purple Iris seat/Chrome frame						
9014-RED50-CHRM	14" seat height. Colors: Wine seat/Chrome frame						



9014SG-BLU51-CHRM	14" seat height, steel glides. Colors: Navy seat/Chrome frame	103.00	4	9.9	2.09		150
9016-GRN12-CHRM	16" seat height. Colors: Apple seat/Chrome frame						
9016-BLU40-CHRM	16" seat height. Colors: Blueberry seat/Chrome frame						
9016-GRN75-CHRM	16" seat height. Colors: Forest Green seat/Chrome frame						
9016-PUR43-CHRM	16" seat height. Colors: Purple Iris seat/Chrome frame						
9016-RED70-CHRM	16" seat height. Colors: Red seat/Chrome frame						
9016-YLW47-CHRM	16" seat height. Colors: Squash seat/Chrome frame						
9016FG-BLU51-CHRM	16" seat height, felt glides. Colors: Navy seat/Chrome frame						



9016FG-RED50-CHRM	16" seat height, felt glides. Colors: Wine seat/Chrome frame	108.00	4	11.6	2.61		150
9016SG-BLU51-CHRM	16" seat height, steel glides. Colors: Navy seat/Chrome frame						
9018-GRN12-CHRM	18" seat height. Colors: Apple seat/Chrome frame						
9018-BLU40-CHRM	18" seat height. Colors: Blueberry seat/Chrome frame						
9018-GRN75-CHRM	18" seat height. Colors: Forest Green seat/Chrome frame						
9018-PUR43-CHRM	18" seat height. Colors: Purple Iris seat/Chrome frame						
9018-RED70-CHRM	18" seat height. Colors: Red seat/Chrome frame						
9018-YLW47-CHRM	18" seat height. Colors: Squash seat/Chrome frame						



9000 SERIES - Sled-Based Stack Chairs

Tubular steel sled-based legs, one-piece molded polypropylene shell. Metal surfaces are available chromed. For use on carpeted surfaces only.

9614-BLU51-CHRM	14" seat height. Colors: Navy seat/Chrome frame	118.00	4	7.5	1.51		150
9616-BLK01-CHRM	16" seat height. Colors: Black seat/Chrome frame	133.00	4	9.2	1.89		150
9616-BLU51-CHRM	16" seat height. Colors: Navy seat/Chrome frame						
9618-BLK01-CHRM	18" seat height. Colors: Black seat/Chrome frame	137.00	4	9.8	2.78	*	250
9618-BLU51-CHRM	18" seat height. Colors: Navy seat/Chrome frame						
9618-RED50-CHRM	18" seat height. Colors: Wine seat/Chrome frame						



Products on this page are Greenguard® certified.

Virco®

ASSEMBLED-TO-ORDER

SOLD IN FULL CARTONS ONLY

Model No.	Description	Unit Price F.O.B. Warehouse	Units Per Carton	Unit Weight	Unit Cube	Fed Ex.	Freight Class
-----------	-------------	-----------------------------------	------------------------	----------------	--------------	------------	------------------

9000 SERIES - Mobile Task Chairs

Tubular steel legs, one-piece molded polypropylene shell, four 2" dual-wheel swivel casters. Chairs with seat and back pads consist of polyurethane foam covered with fabric. Metal surfaces are available chromed. For use on both carpeted and non-carpeted floors.



9050-BLK01-CHRM	18" seat height. Colors: Black seat/Chrome frame	158.00	2	14.0	5.29	*	150
9050-GRY41-CHRM	18" seat height. Colors: Graphite seat/Chrome frame						
9050-BLU51-CHRM	18" seat height. Colors: Navy seat/Chrome frame						
9050-RED50-CHRM	18" seat height. Colors: Wine seat/Chrome frame						
9050P-BLK01-BLK259-CHRM	18" seat height, upholstered seat and back pads. Colors: Black/Express Black/Chrome frame	213.00	2	14.9	5.29		150
9050P-BLU51-BLU204-CHRM	18" seat height, upholstered seat and back pads. Colors: Navy/Sedona Sailor/Chrome frame						

9000 SERIES - Mobile Task Chairs (Adjustable-Height)

One-piece molded polypropylene shell, pneumatic cylinder. Models are available with seat and back pads consisting of polyurethane foam covered with fabric. Chair swivels 360°. Pedestal base has a five-prong construction. Five 2" diameter, dual-wheel, hooded swivel casters. Seat height adjusts from 18" to 22½". The overall height is adjustable from 30¼" to 34½".



9260PGC-GRY41-GRY259-BLK01	18" to 22½" seat height. Colors: Graphite/Express Graphite/Char Black base	448.00	1	21.1	4.82		100
9260PGC-BLU51-BLU204-BLK01	18" to 22½" seat height. Colors: Navy/Sedona Sailor/Char Black base						

9000 SERIES - Chair Desks

Tubular steel frame, one-piece molded polypropylene shell. Models are available with a particleboard-core high-pressure laminate work surface with beveled and lacquer-sealed edges. Available without a steel-rod bookrack. Nylon-base swivel glides. Metal surfaces are available chromed.



9400BR-BLK01-GRY091BLK01-CHRM	18" x 24" laminate top, bookrack. Colors: Black seat/Grey Nebula top/Char Black lacquer edge/Chrome frame	349.00	2	34.5	8.98		300
9400BR-BLK01-MPL385CLR-CHRM	18" x 24" laminate top, bookrack. Colors: Black seat/Fusion Maple top/Clear lacquer edge/Chrome frame						
9400BR-BLK01-OAK084CLR-CHRM	18" x 24" laminate top, bookrack. Colors: Black seat/Medium Oak top/Clear lacquer edge/Chrome frame						
9400BR-BLU51-GRY091BLK01-CHRM	18" x 24" laminate top, bookrack. Colors: Navy seat/Grey Nebula top/Char Black lacquer edge/Chrome frame						
9400BR-BLU51-MPL385CLR-CHRM	18" x 24" laminate top, bookrack. Colors: Navy seat/Fusion Maple top/Clear lacquer edge/Chrome frame						
9400BR-GRN75-OAK084CLR-CHRM	18" x 24" laminate top, bookrack. Colors: Forest Green seat/Medium Oak top/Clear lacquer edge/Chrome frame						
9400BR-PUR43-OAK084CLR-CHRM	18" x 24" laminate top, bookrack. Colors: Purple Iris seat/Medium Oak top/Clear lacquer edge/Chrome frame						
9400BR-RED50-OAK084CLR-CHRM	18" x 24" laminate top, bookrack. Colors: Wine seat/Medium Oak top/Clear lacquer edge/Chrome frame	319.00	2	32.6	8.98		300
9400NBR-BLU51-OAK084CLR-CHRM	18" x 24" laminate top, no bookrack. Colors: Navy seat/Medium Oak top with Clear lacquer edge/Chrome frame						
9400LABR-BLU51-OAK084CLR-CHRM	15" x 24" x 30" laminate top, bookrack. Colors: Navy seat/Medium Oak top with Clear lacquer edge/Chrome frame	364.00	2	36.8	8.98		300
9700BR-BLU40-OAK084CLR-CHRM	20" x 25½" x 12" laminate top, bookrack. Colors: Blueberry seat/Medium Oak top/Clear lacquer edge/Chrome frame	332.00	2	27.5	8.98		300
9700BR-BLK01-OAK084CLR-CHRM	20" x 25½" x 12" laminate top, bookrack. Colors: Black seat/Medium Oak top/Clear lacquer edge/Chrome frame						
9700BR-BLU51-GRY091BLK01-CHRM	20" x 25½" x 12" laminate top, bookrack. Colors: Navy seat/Grey Nebula top/Char Black lacquer edge/Chrome frame						
9700BR-BLU51-MPL385CLR-CHRM	20" x 25½" x 12" laminate top, bookrack. Colors: Navy seat/Fusion Maple top/Clear lacquer edge/Chrome frame						
9700BR-RED50-OAK084CLR-CHRM	20" x 25½" x 12" laminate top, bookrack. Colors: Wine seat/Medium Oak top/Clear lacquer edge/Chrome frame						



ASSEMBLED-TO-ORDER

SOLD IN FULL CARTONS ONLY

Model No.	Description	Unit Price F.O.B. Warehouse	Units Per Carton	Unit Weight	Unit Cube	Fed Ex.	Freight Class
-----------	-------------	-----------------------------------	------------------------	----------------	--------------	------------	------------------

9000 SERIES - Sled-Based Chair Desks (18" x 24" Top)

Tubular steel frame, one-piece molded polypropylene shell. A convenient double-entry configuration allows easy seat access from either side of the unit. Models are available with a particleboard-core high-pressure laminate work surface with beveled and lacquer-sealed edges. Available without a steel-rod bookrack. Four snap-on nylon glides. Metal surfaces are available chromed.



9640BR-BLU51-GRY091BLK01-CHRM	Laminate top, bookrack. Colors: Navy seat/Grey Nebula top with Char Black lacquer edge/Chrome frame	448.00	1	42.7	17.17		300
9640BR-BLU51-OAK084CLR-CHRM	Laminate top, bookrack. Colors: Navy seat/Medium Oak top with Clear lacquer edge/Chrome frame						
9640BR-RED50-OAK084CLR-CHRM	Laminate top, bookrack. Colors: Wine seat/Medium Oak top with Clear lacquer edge/Chrome frame						

ANALOGY™ SERIES - 4-Leg Stack Chairs

Tubular steel frame, one-piece molded polypropylene shell, nylon-base swivel glides. Metal surfaces are available chromed.



AN14-BLU51-CHRM	14" seat height. Colors: Navy seat/Chrome frame	130.00	5	8.4	1.54		150
AN16-GRY41-CHRM	16" seat height. Colors: Graphite seat/Chrome frame	150.00	5	11.2	2.08		150
AN16-BLU51-CHRM	16" seat height. Colors: Navy seat/Chrome frame						
AN18-GRN12-CHRM	18" seat height. Colors: Apple seat/Chrome frame	170.00	4	12.2	2.84		150
AN18-BLU40-CHRM	18" seat height. Colors: Blueberry seat/Chrome frame						
AN18-BLU65-CHRM	18" seat height. Colors: Cobalt Blue seat/Chrome frame						
AN18-GRY41-CHRM	18" seat height. Colors: Graphite seat/Chrome frame						
AN18-RED50-CHRM	18" seat height. Colors: Wine seat/Chrome frame						

ANALOGY™ SERIES - Mobile Task Chairs

One-piece molded polypropylene shell, pneumatic cylinder. Chair swivels 360°. Pedestal base has a five-prong construction. Five 2" diameter, dual-wheel, hooded swivel casters.



ANTASK18-BLK01-BLK01	15 ¹ / ₁₆ " to 20 ¹ / ₂ " seat height. Colors: Black seat/Char Black base	441.00	1	24.6	4.82		100
ANTASK18-BLU51-BLK01	15 ¹ / ₁₆ " to 20 ¹ / ₂ " seat height. Colors: Navy seat/Char Black base						

N2 SERIES - 4-Leg Stack Chairs

Tubular steel frame, one-piece molded polypropylene shell, nylon-base swivel glides. Metal surfaces are available chromed.



N212-BLK01-CHRM	12" seat height. Colors: Black seat/Chrome frame	90.00	4	6.5	1.38		150
N214-BLK01-CHRM	14 ¹ / ₂ " seat height. Colors: Black seat/Chrome frame	90.00	4	7.0	1.51	*	150
N216-BLK01-CHRM	16 ¹ / ₂ " seat height. Colors: Black seat/Chrome frame	103.00	4	8.0	2.42		250
N216-GRY41-CHRM	16 ¹ / ₂ " seat height. Colors: Graphite seat/Chrome frame						
N218-GRN12-CHRM	18" seat height. Colors: Apple seat/Chrome frame	108.00	4	11.0	2.46		150
N218-BLU40-CHRM	18" seat height. Colors: Blueberry seat/Chrome frame						
N218-BLU65-CHRM	18" seat height. Colors: Cobalt Blue seat/Chrome frame						
N218-GRN75-CHRM	18" seat height. Colors: Forest Green seat/Chrome frame						
N218-GRY41-CHRM	18" seat height. Colors: Graphite seat/Chrome frame						
N218-PUR43-CHRM	18" seat height. Colors: Purple Iris seat/Chrome frame						
N218-RED70-CHRM	18" seat height. Colors: Red seat/Chrome frame						
N218-RED50-CHRM	18" seat height. Colors: Wine seat/Chrome frame						



Products on this page are Greenguard® certified.

Virco®

ASSEMBLED-TO-ORDER

SOLD IN FULL CARTONS ONLY

Model No.	Description	Unit Price F.O.B. Warehouse	Units Per Carton	Unit Weight	Unit Cube	Fed Ex.	Freight Class
-----------	-------------	-----------------------------------	------------------------	----------------	--------------	------------	------------------

METAPHOR® SERIES - 4-Leg Stack Chairs

Tubular steel frame, one-piece molded polypropylene shell, nylon-base swivel glides. Metal surfaces are available chromed.



N912-BLK01-CHRM	12½" seat height. Colors: Black seat/Chrome frame	130.00	5	9.7	1.06		100
N912-BLU51-CHRM	12½" seat height. Colors: Navy seat/Chrome frame						



N914-BLK01-CHRM	14½" seat height. Colors: Black seat/Chrome frame	130.00	5	10.3	1.30		100
N914-BLU40-CHRM	14½" seat height. Colors: Blueberry seat/Chrome frame						
N914-GRN75-CHRM	14½" seat height. Colors: Forest Green seat/Chrome frame						
N914-GRY41-CHRM	14½" seat height. Colors: Graphite seat/Chrome frame						
N914-BLU51-CHRM	14½" seat height. Colors: Navy seat/Chrome frame						



N916-BLK01-CHRM	16½" seat height. Colors: Black seat/Chrome frame	150.00	4	13.0	2.11		125
N916-BLU40-CHRM	16½" seat height. Colors: Blueberry seat/Chrome frame						
N916-GRY41-CHRM	16½" seat height. Colors: Graphite seat/Chrome frame						
N916-RED50-CHRM	16½" seat height. Colors: Wine seat/Chrome frame						



N918-BLU40-CHRM	18" seat height. Colors: Blueberry seat/Chrome frame	170.00	4	14.7	2.69		150
N918-GRN75-CHRM	18" seat height. Colors: Forest Green seat/Chrome frame						
N918-GRY41-CHRM	18" seat height. Colors: Graphite seat/Chrome frame						
N918-GRN12-CHRM	18" seat height. Colors: Apple seat/Chrome frame						
N918-PUR43-CHRM	18" seat height. Colors: Purple Iris seat/Chrome frame						
N918-RED50-CHRM	18" seat height. Colors: Wine seat/Chrome frame						
N918-RED70-CHRM	18" seat height. Colors: Red seat/Chrome frame						
N918FG-BLU51-CHRM	18" seat height, felt glides. Colors: Navy seat/Chrome frame						
N918FG-BLK01-CHRM	18" seat height, felt glides. Colors: Black seat/Chrome frame						
N918SG-BLU51-CHRM	18" seat height, steel glides. Colors: Navy seat/Chrome frame						

METAPHOR® SERIES - Mobile Task Chairs

One-piece molded polypropylene shell, pneumatic cylinder. Chair swivels 360°. Pedestal base has a five-prong construction. Five 2" diameter, dual-wheel, hooded swivel casters.



N9TASK18-GRY41-BLK01	15"-19½" seat height. Colors: Graphite seat/Char Black base	441.00	1	24.8	4.82		150
----------------------	--	--------	---	------	------	--	-----

METAPHOR® SERIES - Lab Stools

One-piece molded polypropylene shell, pneumatic cylinder. Chair swivels 360°. Pedestal base has a five-prong construction. Adjustable 18" diameter Chrome footring. Five 2" diameter, dual-wheel, hooded swivel casters. Seat height adjusts from 20¾" to 28½"; the footring is adjustable from 8" to 14". The overall height is adjustable from 32" to 39½".



N9LAB-BLK01-BLK01	20¾" to 28½" seat height. Colors: Black seat/Char Black base	546.00	1	29.8	4.82		125
N9LAB-GRY41-BLK01	20¾" to 28½" seat height. Colors: Graphite seat/Char Black base						
N9LAB-BLU51-BLK01	20¾" to 28½" seat height. Colors: Navy seat/Char Black base						

METAPHOR® SERIES - Chair Desks

Tubular steel frame, one-piece molded polypropylene shell. Models are available with an FRW™ hard plastic work surface, or a particleboard-core high-pressure laminate work surface with beveled and lacquer-sealed edges. Available without a steel-rod bookrack. Nylon-base swivel glides. Metal surfaces are available chromed. Seat height 18". Work Surface (19¾" x 25¾") Overall dimensions: 36¼"D x 25¾"W x 31"H. Body Clearance: 16".



N9CONBR-BLU51-OAK084CLR-CHRM	Colors: Navy seat/Medium Oak top with Clear lacquer edge/Chrome frame	515.00	2	34.5	10.22		300
------------------------------	--	--------	---	------	-------	--	-----

ASSEMBLED-TO-ORDER

SOLD IN FULL CARTONS ONLY

Model No.	Description	Unit Price F.O.B. Warehouse	Units Per Carton	Unit Weight	Unit Cube	Fed Ex.	Freight Class
-----------	-------------	-----------------------------------	------------------------	----------------	--------------	------------	------------------

SAGE™ SERIES - 4-Leg Stack Chairs

Tubular steel frame, one-piece molded polypropylene shell, nylon-base swivel glides. Metal surfaces are available chromed.



SG415-BLU51-CHRM	15" seat height. Colors: Navy seat/Chrome frame	232.00	5	11.2	2.08		150
SG418-BLU40-CHRM	18" seat height. Colors: Blueberry seat/Chrome frame	259.00	4	15.5	3.13		150
SG418-BLU65-CHRM	18" seat height. Colors: Cobalt Blue seat/Chrome frame						
SG418-GRN75-CHRM	18" seat height. Colors: Forest Green seat/Chrome frame						
SG418-GRY41-CHRM	18" seat height. Colors: Graphite seat/Chrome frame						
SG418-PUR43-CHRM	18" seat height. Colors: Purple Iris seat/Chrome frame						
SG418-RED70-CHRM	18" seat height. Colors: Red seat/Chrome frame						
SG418-RED50-CHRM	18" seat height. Colors: Wine seat/Chrome frame						
SG419-BLU51-CHRM	19" seat height. Colors: Navy seat/Chrome frame	285.00	4	16.0	3.56		150



SAGE™ SERIES - 4-Leg Stack Chairs with Civitas Frame

Tubular steel frame, one-piece molded polypropylene shell, nylon-base swivel glides. Metal surfaces are available chromed.



CS18-BLK01-CHRM	18" seat height. Colors: Black seat/Chrome frame	190.00	4	14.3	3.13	*	150
CS18-BLU40-CHRM	18" seat height. Colors: Blueberry seat/Chrome frame						
CS18-BLU51-CHRM	18" seat height. Colors: Navy seat/Chrome frame						
CS18-RED50-CHRM	18" seat height. Colors: Wine seat/Chrome frame						

SAGE™ SERIES - Cantilever Chairs

Tubular steel frame, one-piece molded polypropylene shell. Four nylon, swiveling, self-leveling nylon-base glides, two of which cover the ends of the frame tubes. 18" models are available with a seat pad that consists of polyurethane foam covered with fabric. Metal surfaces are available chromed. Standard with Graphite color glides only.



SGCANT18-BLK01-CHRM	18½" seat height. Colors: Black seat/Chrome frame	270.00	2	18.9	5.99		250
SGCANT18-BLU51-CHRM	18½" seat height. Colors: Navy seat/Chrome frame						

SAGE™ SERIES - Mobile Task Chairs

One-piece molded polypropylene shell, pneumatic cylinder. Chair swivels 360°. Pedestal base has a five-prong construction. Five 2" diameter, dual-wheel, hooded swivel casters.



SGTASK18-BLK01-BLK01	16"-20½" seat height. Colors: Black seat/Char Black base	454.00	1	25.3	4.82		100
SGTASK18-BLU40-BLK01	16"-20½" seat height. Colors: Blueberry seat/Char Black base						
SGTASK18-BLU51-BLK01	16"-20½" seat height. Colors: Navy seat/Char Black base						
SGTASK18-BLU65-BLK01	16"-20½" seat height. Colors: Cobalt Blue seat/Char Black base						
SGTASK18-GRY41-BLK01	16"-20½" seat height. Colors: Graphite seat/Char Black base						
SGTASK18-RED50-BLK01	16"-20½" seat height. Colors: Wine seat/Char Black base						

SAGE™ SERIES - Lab Stools

One-piece molded polypropylene shell, pneumatic cylinder. Chair swivels 360°. Pedestal base has a five-prong construction. Adjustable 18" diameter Chrome footring. Five 2" diameter, dual-wheel, hooded swivel casters. Seat height adjusts from 19½" to 27"; the footring is adjustable from 8" to 14". The overall height is adjustable from 34½" to 42".



SGLAB-BLK01-BLK01	19½" to 27" seat height. Colors: Black seat/Char Black base	567.00	1	29.3	4.82		100
SGLAB-GRY41-BLK01	19½" to 27" seat height. Colors: Graphite seat/Char Black base						
SGLAB-BLU51-BLK01	19½" to 27" seat height. Colors: Navy seat/Char Black base						



Products on this page are Greenguard® certified.

Virco®




ASSEMBLED-TO-ORDER

SOLD IN FULL CARTONS ONLY

Model No.	Description	Unit Price F.O.B. Warehouse	Units Per Carton	Unit Weight	Unit Cube	Fed Ex.	Freight Class
-----------	-------------	-----------------------------------	------------------------	----------------	--------------	------------	------------------



ZUMA® SERIES - 4-Leg Stack Chairs

Tubular steel frame, one-piece molded polypropylene shell, nylon-base swivel glides. Metal surfaces are available chromed.

	ZU413-BLK01-CHRM	13" seat height. Colors: Black seat/Chrome frame	194.00	5	9.6	1.54		150
	ZU413-YLW47-CHRM	13" seat height. Colors: Squash seat/Chrome frame						
	ZU415-BLK01-CHRM	15" seat height. Colors: Black seat/Chrome frame	205.00	5	11.2	2.08		150
	ZU415-BLU65-CHRM	15" seat height. Colors: Colbalt Blue seat/Chrome frame						
	ZU415-YLW47-CHRM	15" seat height. Colors: Squash seat/Chrome frame						
	ZU415-RED50-CHRM	15" seat height. Colors: Wine seat/Chrome frame						
	ZU418-BLU40-CHRM	18" seat height. Colors: Blueberry seat/Chrome frame	225.00	4	15.6	3.13		150
	ZU418-GRN12-CHRM	18" seat height. Colors: Apple seat/Chrome frame						
	ZU418-GRN75-CHRM	18" seat height. Colors: Forest Green seat/Chrome frame						
	ZU418-PUR43-CHRM	18" seat height. Colors: Purple Iris seat/Chrome frame						
	ZU418-RED70-CHRM	18" seat height. Colors: Red seat/Chrome frame						
	ZU418-YLW47-CHRM	18" seat height. Colors: Squash seat/Chrome frame						




ZUMA® SERIES - 4-Leg Stack Chairs and Stools with Civitas Leg Frame

Tubular steel frame, one-piece molded polypropylene shell, nylon-base swivel glides. NOTE: For standard and optional glides, glide sleeves are available only in Virco's Graphite color. Models are available with twin-wheel, locking swivel casters. Models with casters include the letter C.

	CZ18-BLK01-CHRM	18" seat height, ZUMA® shell. Colors: Black seat/Chrome frame	136.00	4	14.2	3.13	*	150
	CZ18-BLU40-CHRM	18" seat height, ZUMA® shell. Colors: Blueberry seat/Chrome frame						
	CZ18-GRY41-CHRM	18" seat height, ZUMA® shell. Colors: Graphite seat/Chrome frame						
	CZ18-BLU51-CHRM	18" seat height, ZUMA® shell. Colors: Navy seat/Chrome frame						
	CZ18-PUR43-CHRM	18" seat height, ZUMA® shell. Colors: Purple Iris seat/Chrome frame						
	CZ18-RED70-CHRM	18" seat height, ZUMA® shell. Colors: Red seat/Chrome frame						
	CZ18-YLW47-CHRM	18" seat height, ZUMA® shell. Colors: Squash seat/Chrome frame						
	CZ18-RED50-CHRM	18" seat height, ZUMA® shell. Colors: Wine seat/Chrome frame						
	CZ18C-BLU51-CHRM	18" seat height, ZUMA shell, casters. Colors: Navy seat/Chrome frame	186.00	2	16.5	5.99	*	150

ZUMA® SERIES - Rocking Chairs

Tubular steel frame, one-piece molded polypropylene shell with color-coordinated glides. Four nylon glides, two of which cover the ends of the frame tubes. Recommended for use on carpeted surfaces only; however, an optional factory-installed felt strip on the bottom of each leg is available for flooring applications where a felt contact surface is appropriate. Metal surfaces are available chromed.

	ZROCK13-BLU40-CHRM	13" seat height. Colors: Blueberry seat/Chrome frame	287.00	2	12.1	3.23		150
	ZROCK13-BLU51-CHRM	13" seat height. Colors: Navy seat/Chrome frame						
	ZROCK15-BLK01-CHRM	15" seat height. Colors: Black seat/Chrome frame	292.00	2	14.8	4.16		150
	ZROCK15-BLU40-CHRM	15" seat height. Colors: Blueberry seat/Chrome frame						
	ZROCK15-BLU51-CHRM	15" seat height. Colors: Navy seat/Chrome frame						
	ZROCK15-PUR43-CHRM	15" seat height. Colors: Purple Iris seat/Chrome frame						
	ZROCK15-RED50-CHRM	15" seat height. Colors: Wine seat/Chrome frame						
	ZROCK18-GRN12-CHRM	17½" seat height. Colors: Apple seat/Chrome frame	315.00	2	21.7	5.95		250
	ZROCK18-GRN75-CHRM	17½" seat height. Colors: Forest Green seat/Chrome frame						
	ZROCK18-GRY41-CHRM	17½" seat height. Colors: Graphite seat/Chrome frame						
	ZROCK18-RED70-CHRM	17½" seat height. Colors: Red seat/Chrome frame						
	ZROCK18-YLW47-CHRM	17½" seat height. Colors: Squash seat/Chrome frame						

ASSEMBLED-TO-ORDER

SOLD IN FULL CARTONS ONLY

Model No.	Description	Unit Price F.O.B. Warehouse	Units Per Carton	Unit Weight	Unit Cube	Fed Ex.	Freight Class
-----------	-------------	-----------------------------------	------------------------	----------------	--------------	------------	------------------

ZUMA® SERIES - Cantilever Chairs

Tubular steel frame, one-piece molded polypropylene shell. Four nylon, swiveling, self-leveling nylon-base glides, two of which cover the ends of the frame tubes. Metal surfaces are available chromed. Standard with Graphite color glides only.



ZCANT15-BLU51-CHRM	15 $\frac{1}{8}$ " seat height. Colors: Navy seat/Chrome frame	215.00	2	14.9	4.16		250
ZCANT18-BLK01-CHRM	18 $\frac{1}{8}$ " seat height. Colors: Black seat/Chrome frame	235.00	2	18.3	5.99		250
ZCANT18-GRY41-CHRM	18 $\frac{1}{8}$ " seat height. Colors: Graphite seat/Chrome frame						
ZCANT18-BLU51-CHRM	18 $\frac{1}{8}$ " seat height. Colors: Navy seat/Chrome frame						
ZCANT18-RED50-CHRM	18 $\frac{1}{8}$ " seat height. Colors: Wine seat/Chrome frame						

ZUMA® SERIES - Mobile Task Chairs

One-piece molded polypropylene shell, pneumatic cylinder. Chair swivels 360°. Pedestal base has a five-prong construction. Five 2" diameter, dual-wheel, hooded swivel casters.



ZTASK18-GRY41-BLK01	16"-20 $\frac{1}{2}$ " seat height. Colors: Graphite seat/Char Black base	419.00	1	24.6	4.82		150
---------------------	--	--------	---	------	------	--	-----

ZUMA® SERIES - Lab Stools (Adjustable-Height)

One-piece molded polypropylene shell, pneumatic cylinder. Chair swivels 360°. Pedestal base has a five-prong construction. Adjustable 18" diameter Chrome footring. Five 2" diameter, dual-wheel, hooded swivel casters. Seat height adjusts from 19 $\frac{1}{2}$ " to 27"; the footring is adjustable from 8" to 14". The overall height is adjustable from 34 $\frac{1}{2}$ " to 42".



ZLAB-GRY41-BLK01	19 $\frac{1}{2}$ "-27" seat height. Colors: Graphite seat/Char Black base	494.00	1	28.6	4.82		150
------------------	--	--------	---	------	------	--	-----

ZUMA® SERIES - Chair Desks (19 $\frac{3}{8}$ " x 25 $\frac{3}{8}$ " Bowfront Top)

Tubular steel frame, one-piece molded polypropylene shell. Models are available with an FRW™ hard plastic work surface. Available without a steel-rod bookrack. Nylon-base swivel glides. Metal surfaces are available chromed. Overall dimensions: 37 $\frac{3}{4}$ "D x 25 $\frac{3}{8}$ "W x 32 $\frac{3}{8}$ "H. Body Clearance: 16 $\frac{1}{2}$ ".



ZCONBRM-BLU51-BRN38-CHRM	No bookrack. Colors: Navy seat/Fusion Maple top/Chrome frame	637.00	2	34.6	10.28		300
--------------------------	---	--------	---	------	-------	--	-----

ZUMA® SERIES - Student Desks

Tubular steel frame, rectangular Fortified Recycled Wood™ (FRW™) hard plastic work surface which includes a pencil groove. Legs are available chromed or with a powder coat finish. Nylon-base swivel glide.
Optional Wire Book Basket: An all-steel, open-view, book basket measuring 4"H x 18"W x 15"D. Models with a book basket include the letters BR.
Optional Plastic Book Box: A 17 $\frac{1}{2}$ "W x 16"D x 4 $\frac{1}{4}$ "H rectangular book box consisting of molded polypropylene. Models with a book box include the letters BOX.
Optional Chrome Backpack Hanger: Steel rod with a mounting plate, attached to the underside of the work surface. Models with a backpack hanger include the letters BH.



Z202630BHM-BRN38-CHRM	20"D x 26 $\frac{1}{8}$ "W x 30"H, backpack hanger. Colors: Fusion Maple top/Chrome frame	404.00	2	30.7	6.47		85
Z202630BHM-GRY91-CHRM	20"D x 26 $\frac{1}{8}$ "W x 30"H, backpack hanger. Colors: Grey Nebula top/Chrome frame						
Z202630M-BRN38-CHRM	20"D x 26 $\frac{1}{8}$ "W x 30"H. Colors: Fusion Maple top/Chrome frame	384.00	2	30.2	6.47		85
Z202630M-GRY91-CHRM	20"D x 26 $\frac{1}{8}$ "W x 30"H. Colors: Grey Nebula top/Chrome frame						
ZADJ2026BHM-BRN38-GRY02	20"D x 26 $\frac{1}{8}$ "W x 22"-34"H, backpack hanger. Colors: Fusion Maple top/Silver Mist frame	374.00	2	36.9	3.86		85
ZADJ2026BOXM-BLU40-BRN38-GRY02	20"D x 26 $\frac{1}{8}$ "W x 22"-34"H, plastic book box. Colors: Blueberry book box/Fusion Maple top/Silver Mist frame	384.00	2	38.9	3.86		150
ZADJ2026BOXM-BLK01-GRY91-BLK01	20"D x 26 $\frac{1}{8}$ "W x 22"-34"H, plastic book box. Colors: Black book box/Grey Nebula top/Char Black frame						
ZADJ2026BOXM-BLK01-BRN38-BLK01	20"D x 26 $\frac{1}{8}$ "W x 22"-34"H, plastic book box. Colors: Black book box/Fusion Maple top/Char Black frame						
ZADJ2026BOXM-BLK01-BRN38-GRY02	20"D x 26 $\frac{1}{8}$ "W x 22"-34"H, plastic book box. Colors: Black book box/Fusion Maple top/Silver Mist frame						
ZADJ2026BOXM-BLK01-BRN96-BLK01	20"D x 26 $\frac{1}{8}$ "W x 22"-34"H, plastic book box. Colors: Black book box/Sandstone top/Char Black frame						
ZADJ2026BOXM-GRY41-BRN38-GRY02	20"D x 26 $\frac{1}{8}$ "W x 22"-34"H, plastic book box. Colors: Graphite book box/Fusion Maple top/Silver Mist frame						
ZADJ2026BOXM-GRY41-BRN96-GRY02	20"D x 26 $\frac{1}{8}$ "W x 22"-34"H, plastic book box. Colors: Graphite book box/Sandstone top/Silver Mist frame						
ZADJ2026BOXM-BLU51-GRY91-GRY02	20"D x 26 $\frac{1}{8}$ "W x 22"-34"H, plastic book box. Colors: Navy book box/Grey Nebula top/Silver Mist frame						



Products on this page are Greenguard® certified.



Virco®

ASSEMBLED-TO-ORDER

SOLD IN FULL CARTONS ONLY






Model No.	Description	Unit Price F.O.B. Warehouse	Units Per Carton	Unit Weight	Unit Cube	Fed Ex.	Freight Class
-----------	-------------	-----------------------------------	------------------------	----------------	--------------	------------	------------------

ZUMA® SERIES - Student Desks continued

	ZADJ2026M-BRN38-CHRM	20"D x 26 $\frac{1}{8}$ "W x 22"-34"H. Colors: Fusion Maple top/Chrome frame	354.00	2	36.4	3.86	85
	ZADJ2026M-BRN38-BLK01	20"D x 26 $\frac{1}{8}$ "W x 22"-34"H. Colors: Fusion Maple top/Char Black frame					
	ZADJ2026M-GRY91-GRY02	20"D x 26 $\frac{1}{8}$ "W x 22"-34"H. Colors: Grey Nebula top/Silver Mist frame					
	ZADJ2031BOXM-BLU51-GRY91-GRY02	22 $\frac{3}{4}$ "D x 31 $\frac{1}{8}$ "W x 22"-34"H, plastic book box. Colors: Navy book box/Grey Nebula top/Silver Mist frame	430.00	2	39.5	5.86	85

ZUMA® SERIES - ZBOOM Desks (28" x 28" Top)

Tubular steel frame, boomerang-shaped work surface. Models are available with an FRW™ hard plastic work surface. Work surface enables 4-desk clusters for collaborative learning activities. Metal surfaces are available chromed or with a powder coat finish. Nylon-base swivel glides. Optional steel-base and felt-base glides are available. Optional Wire Book Basket: An all-steel, open-view, book basket measuring 4"H x 18"W x 15"D. Models with a book basket include the letters BR. Optional Plastic Book Box: A 17 $\frac{1}{2}$ "W x 16"D x 4 $\frac{1}{4}$ "H rectangular book box consisting of molded polypropylene. Models with a book box include the letters BB. Optional Chrome Backpack Hanger: Steel rod with a mounting plate, attached to the underside of the work surface. Models with a backpack hanger include the letters BH. Optional Stand-Up Height: An optional stand-up height top range of 29"-41". Models with optional stand-up height legs include the letters SU. Optional Caster: A single caster is available only for the desk's middle leg; this single caster is not available for use with desks having stand-up height legs. Use of the caster increases the height range from 22"-34" to 23"-34". Models with a caster include the letter C.

	ZBOOMBMM-BLU65-BRN38-GRY02	Plastic book box. Colors: Cobalt Blue book box/Fusion Maple top/Silver Mist frame	455.00	2	32.4	4.69	*	85
	ZBOOMBMM-PUR43-BRN38-GRY02	Plastic book box. Colors: Purple Iris book box/Fusion Maple top/Silver Mist frame						
	ZBOOMBHM-BRN38-GRY02	Backpack hanger. Colors: Fusion Maple top/Silver Mist frame	435.00	2	30.4	4.69	*	85
	ZBOOMBRM-BRN38-GRY02	Wire book basket. Colors: Fusion Maple top/Silver Mist frame	445.00	2	32.2	4.69	*	85
	ZBOOMM-BRN38-GRY02	Hard plastic top. Colors: Fusion Maple top/Silver Mist frame	415.00	2	29.9	4.69	*	85
	ZBOOMCM-BRN38-GRY02	Hard plastic top, one caster, 23"-34". Colors: Fusion Maple top/Silver Mist frame	465.00	2	30.0	4.69	*	85
	ZBOOMSMM-BRN38-GRY02	Stand-up, hard plastic top, 29"-41". Colors: Fusion Maple top/Silver Mist frame	455.00	2	34.0	6.67	*	85

ZUMA® SERIES - Student Desks (22 $\frac{3}{4}$ "D x 31 $\frac{1}{8}$ "W Top)

Tubular steel frame. Models come with an FRW™ hard plastic work surface which includes a pencil groove. Metal surfaces are available chromed or with a powder coat finish. Nylon-base swivel glides.

	ZDESK29M-BRN38-CHRM	29" fixed height. Colors: Fusion Maple top/Chrome frame	475.00	2	35.0	8.04		150
---	----------------------------	---	--------	---	------	------	--	-----

ZUMA® SERIES - Student Desks (28" x 21 $\frac{3}{8}$ " Top)

Tubular steel frame. Models are available with an FRW™ hard plastic work surface which includes a pencil groove. Metal surfaces are available chromed or with a powder coat finish. Nylon-base swivel glides.



	ZDESK29QM-BRN38-CHRM	Hard plastic top. Colors: Fusion Maple top/Chrome frame	475.00	2	31.6	8.05		150
---	-----------------------------	---	--------	---	------	------	--	-----

ZUMA® SERIES - Trapezoid Shaped Student Desks

Tubular steel frame. Models are available with an FRW™ hard plastic work surface which includes a pencil groove. Six desks can be clustered into a 6-foot hexagon (HEX model numbers) or 7-foot octagon (OCT model numbers) for collaborative learning activities. Metal surfaces are available chromed or with a powder coat finish. Nylon-base swivel glides.

Optional Wire Book Basket: An all-steel, open-view, book basket measuring 4"H x 18"W x 15"D. Models with a book basket include the letters BR.

Optional Plastic Book Box: A 17 $\frac{1}{2}$ "W x 16"D x 4 $\frac{1}{4}$ "H rectangular book box consisting of molded polypropylene. Models with a book box include the letters BOX.

	ZHEXBOXM-BLU40-BRN38-GRY02	Plastic book box, 22"-34". Colors: Blueberry book box/Fusion Maple top/Silver Mist frame	351.00	2	34.1	4.31		150
	ZHEXBOXM-GRY41-BRN38-GRY02	Plastic book box, 22"-34". Colors: Graphite book box/Fusion Maple top/Silver Mist frame						
	ZHEXBOXM-RED50-BRN38-GRY02	Plastic book box, 22"-34". Colors: Wine book box/Fusion Maple top/Silver Mist frame						
	ZHEXBRM-BRN38-GRY02	Wire book basket, 22"-34". Colors: Fusion Maple top/Silver Mist frame	341.00	2	34.0	4.31		85
	ZHEXM-GRY91-BLK01	22"-34". Colors: Grey Nebula top/Char Black frame	311.00	2	31.6	4.31		150

ASSEMBLED-TO-ORDER

SOLD IN FULL CARTONS ONLY

Model No.	Description	Unit Price F.O.B. Warehouse	Units Per Carton	Unit Weight	Unit Cube	Fed Ex.	Freight Class
-----------	-------------	-----------------------------------	------------------------	----------------	--------------	------------	------------------

72 SERIES - Student Desks (18" x 24" Top)

Tubular steel frame, nylon-base swivel glides. Models are available with an FRW™ hard plastic work surface, or a particleboard-core high-pressure laminate work surface with beveled and lacquer-sealed edges. Models are available with a 25"-30" adjustable-height work surface; or a 30" fixed-height work surface. Available with or without a steel-rod bookrack. Metal surfaces are available chromed.



72BRLBM-BRN38-CHRM	25"-30" adjustable height, hard plastic top, bookrack. Colors: Fusion Maple/Chrome frame	359.00	2	32.8	4.86		150
72BRLBM-GRY91-CHRM	25"-30" adjustable height, hard plastic top, bookrack. Colors: Grey Nebula/Chrome frame						
72BRLBM-OAK84-CHRM	25"-30" adjustable height, hard plastic top, bookrack. Colors: Medium Oak/Chrome frame						
72BRLBM-BRN96-CHRM	25"-30" adjustable height, hard plastic top, bookrack. Colors: Sandstone/Chrome frame						
72LBM-BRN38-CHRM	25"-30" adjustable height, hard plastic top, no bookrack. Colors: Fusion Maple/Chrome frame	329.00	2	25.6	4.86		150
72LBM-BRN96-CHRM	25"-30" adjustable height, hard plastic top, no bookrack. Colors: Grey Nebula/Chrome frame						
72LBM-GRY91-CHRM	25"-30" adjustable height, hard plastic top, no bookrack. Colors: Sandstone/Chrome frame						
72BRLBN30M-GRY91-CHRM	30" fixed height, hard plastic top, bookrack. Colors: Grey Nebula/Chrome frame	399.00	2	33.1	5.44		150
72BRLBN30M-BRN96-CHRM	30" fixed height, hard plastic top, bookrack. Colors: Sandstone/Chrome frame						
72LBN30M-BRN38-CHRM	30" fixed height, hard plastic top, no bookrack. Colors: Fusion Maple/Chrome frame	419.00	2	28.1	5.44		150
72LBN30M-GRY91-CHRM	30" fixed height, hard plastic top, no bookrack. Colors: Grey Nebula/Chrome frame						
72LBN30M-OAK84-CHRM	30" fixed height, hard plastic top, no bookrack. Colors: Medium Oak/Chrome frame						
72LBN30M-BRN96-CHRM	30" fixed height, hard plastic top, no bookrack. Colors: Sandstone/Chrome frame						

751 SERIES - Student Desks (18" x 24" Top)

Tubular steel frame, enclosed steel book box with a lift-lid top. Adjustable top height range of 22" to 30". Book box dimensions are 23½"W x 17½"D x 5"H. Models are available with an FRW™ hard plastic work surface, or a particleboard-core high-pressure laminate work surface with beveled and lacquer-sealed edges. Four nylon-base swivel glides, one of which is adjustable. Models are available with a book box and upper legs with a powder coat finish and chrome lower legs.



751MBB-BLK01-GRY091BLK01-BLK01	Laminate top. Colors: Black book box/Grey Nebula top/Char Black lacquer edge/Char Black frame	346.00	2	28.4	4.17	*	85
751MBB-BLK01-MPL385CLR-BLK01	Laminate top. Colors: Black book box/Fusion Maple/Clear lacquer edge/Char Black frame						
751MBB-BLK01-WAL078CLR-BLK01	Laminate top. Colors: Black book box/Walnut top/Clear lacquer edge/Char Black frame						
751MBBM-BLK01-GRY91-BLK01	Hard plastic top. Colors: Black book box/Grey Nebula top/Char Black frame	396.00	2	32.2	4.17	*	85
751MBBM-BLK01-BRN38-BLK01	Hard plastic top. Colors: Black book box/Fusion Maple top/Char Black frame						
751MBBM-BLK01-OAK84-BLK01	Hard plastic top. Colors: Black book box/Medium Oak top/Char Black frame						
751MBBM-BLK01-BRN96-BLK01	Hard plastic top. Colors: Black book box/Sandstone top/Char Black frame						



Products on this page are Greenguard® certified.

Virco®

ASSEMBLED-TO-ORDER

SOLD IN FULL CARTONS ONLY

Model No.	Description	Unit Price F.O.B. Warehouse	Units Per Carton	Unit Weight	Unit Cube	Fed Ex.	Freight Class
-----------	-------------	-----------------------------------	------------------------	----------------	--------------	------------	------------------

765 SERIES - Student Desks

Tubular steel frame, large steel book compartment and a 15" x 31" polyethylene modesty panel. The double-level book compartment consists of steel and has the following dimensions: inside width: 11½"; overall depth: 15½"; overall inside height: 14"; inside height, top level: 4"; inside height, bottom level: 10". Adjustable top height range of 22" to 30". Models are available with a particleboard-core high-pressure laminate work surface with beveled and lacquer-sealed edges. Four nylon-base swivel glides, one of which is adjustable. The book box and upper legs are available with a powder coat finish. The lower legs are chromed.



765MBB-GRY091BLK01-BLK01	Laminate top. Colors: Grey Nebula top/Char Black lacquer edge/Char Black frame	321.00	1	34.6	8.60	*	85
765MBB-MPL385CLR-BLK01	Laminate top. Colors: Fusion Maple top/Clear lacquer edge/Char Black frame						
765MBB-WAL078CLR-BLK01	Laminate top. Colors: Walnut top/Clear lacquer edge/Char Black frame						

785 SERIES - Student Desks (18" x 24" Top) - Open-Front Book Box

Tubular steel frame, open-front book box. Models are available with a tubular steel leg brace. Adjustable top height range of 22" to 30". Models are available with an FRW™ hard plastic work surface, or a particleboard-core high-pressure laminate work surface with beveled and lacquer-sealed edges. Four nylon-base swivel glides, one of which is adjustable. Models are available with a book box and upper legs with a powder coat finish and chrome lower legs.



Open-Front Plastic Book Box - (21"W x 16"D x 4¼"H)

785-GRN12-MPL385CLR-GRY02	Laminate top, plastic book box. Colors: Apple book box/Fusion Maple top/Clear lacquer edge/Silver Mist frame	176.00	2	20.9	3.55		85
785-BLU40-MPL385CLR-GRY02	Laminate top, plastic book box. Colors: Blueberry book box/Fusion Maple top/Clear lacquer edge/Silver Mist frame						
785-BRN14-MPL385CLR-GRY02	Laminate top, plastic book box. Colors: Chocolate book box/Fusion Maple top/Clear lacquer edge/Silver Mist frame						
785-BLU65-MPL385CLR-GRY02	Laminate top, plastic book box. Colors: Cobalt Blue book box/Fusion Maple top/Clear lacquer edge/Silver Mist frame						
785-GRN75-MPL385CLR-GRY02	Laminate top, plastic book box. Colors: Forest Green book box/Fusion Maple top/Clear lacquer edge/Silver Mist frame						
785-GRY41-MPL385CLR-GRY02	Laminate top, plastic book box. Colors: Graphite book box/Fusion Maple top/Clear lacquer edge/Silver Mist frame						
785-BLU51-MPL385CLR-GRY02	Laminate top, plastic book box. Colors: Navy book box/Fusion Maple top/Clear lacquer edge/Silver Mist frame						
785-PUR43-MPL385CLR-GRY02	Laminate top, plastic book box. Colors: Purple Iris book box/Fusion Maple top/Clear lacquer edge/Silver Mist frame						
785-RED70-MPL385CLR-GRY02	Laminate top, plastic book box. Colors: Red book box/Fusion Maple top/Clear lacquer edge/Silver Mist frame						
785-YLW47-MPL385CLR-GRY02	Laminate top, plastic book box. Colors: Squash book box/Fusion Maple top/Clear lacquer edge/Silver Mist frame						
785-RED50-MPL385CLR-GRY02	Laminate top, plastic book box. Colors: Wine book box/Fusion Maple top/Clear lacquer edge/Silver Mist frame						
785M-BLU40-BRN96-BLK01	Hard plastic top, plastic book box. Colors: Blueberry book box/Sandstone top/Char Black frame	226.00	2	24.7	3.55		85
785M-BLK01-GRY91-BLK01	Hard plastic top, plastic book box. Colors: Black book box/Grey Nebula top/Char Black frame						
785M-BLK01-BRN38-BLK01	Hard plastic top, plastic book box. Colors: Black book box/Fusion Maple top/Char Black frame						
785M-BLK01-BRN38-GRY02	Hard plastic top, plastic book box. Colors: Black book box/Fusion Maple top/Silver Mist frame						
785M-BLK01-OAK84-BLK01	Hard plastic top, plastic book box. Colors: Black book box/Medium Oak top/Char Black frame						
785M-BLU51-BRN38-BLK01	Hard plastic top, plastic book box. Colors: Navy book box/Fusion Maple top/Char Black frame						
785M-BLU51-BRN38-GRY02	Hard plastic top, plastic book box. Colors: Navy book box/Fusion Maple top/Silver Mist frame						
785M-BLU51-GRY91-BLK01	Hard plastic top, plastic book box. Colors: Navy book box/Grey Nebula top/Char Black frame						



785 Series continued on page 26.



ASSEMBLED-TO-ORDER

SOLD IN FULL CARTONS ONLY

Model No.	Description	Unit Price F.O.B. Warehouse	Units Per Carton	Unit Weight	Unit Cube	Fed Ex.	Freight Class
-----------	-------------	-----------------------------------	------------------------	----------------	--------------	------------	------------------

785 SERIES - Student Desks (18" x 24" Top) - Open-Front Book Box continued

Open-Front Metal Book Box - (21½"W x 15"D x 4¼"H)



785MBB-BLK01-WAL078CLR-BLK01	Laminate top. Colors: Black book box/Walnut top with Clear lacquer edge/Char Black frame	186.00	2	26.4	3.55		85
785MBBM-BLK01-GRY91-GRY02	Hard plastic top. Colors: Black book box/Grey Nebula top/Silver Mist frame	236.00	2	30.2	3.55		85
785MBBM-BLK01-BRN38-BLK01	Hard plastic top. Colors: Black book box/Fusion Maple top/Char Black frame						
785MBBM-BLK01-BRN38-GRY02	Hard plastic top. Colors: Black book box/Fusion Maple top/Silver Mist frame						
785MBBM-BLK01-OAK84-BLK01	Hard plastic top. Colors: Black book box/Medium Oak top/Char Black frame						
785MBBM-BLK01-GRY91-BLK01	Hard plastic top. Colors: Black book box/Grey Nebula top/Char Black frame						

785 SERIES - Student Desks (32½" x 19⅞" Top) Collaborative Top

Tubular steel frame, open-front book box. Tops are hexagon-shaped to support collaborative grouping of desks. Adjustable top height range of 22" to 30". Models are available with a particleboard-core high-pressure laminate work surface with beveled and lacquer-sealed edges. Four nylon-base swivel glides, one of which is adjustable. Models are available with powder coat finish upper legs and chrome lower legs.



785CT-BLK01-OAK084CLR-BLK01	Laminate top. Colors: Black book box/Medium Oak top/Clear lacquer edge/Char Black frame	236.00	2	26.2	5.91		85
785CT-BLK01-GRY091BLK01-BLK01	Laminate top. Colors: Black book box/Grey Nebula top/Char Black lacquer edge/Char Black frame						
785CT-BLK01-MPL385CLR-BLK01	Laminate top. Colors: Black book box/Fusion Maple top/Clear lacquer edge/Char Black frame						
785CT-YLW47-MPL385CLR-GRY02	Laminate top. Colors: Squash book box/Fusion Maple top/Clear lacquer edge/Silver Mist frame						
785CT-BLU51-MPL385CLR-GRY02	Laminate top. Colors: Navy book box/Fusion Maple top/Clear lacquer edge/Silver Mist frame						
785CT-BLU65-MPL385CLR-GRY02	Laminate top. Colors: Cobalt Blue book box/Fusion Maple top/Clear lacquer edge/Silver Mist frame						
785CT-GRN12-MPL385CLR-GRY02	Laminate top. Colors: Apple book box/Fusion Maple top/Clear lacquer edge/Silver Mist frame						
785CT-BLU40-MPL385CLR-GRY02	Laminate top. Colors: Blueberry book box/Fusion Maple top/Clear lacquer edge/Silver Mist frame						
785CT-GRN75-MPL385CLR-GRY02	Laminate top. Colors: Forest Green book box/Fusion Maple top/Clear lacquer edge/Silver Mist frame						
785CT-PUR43-MPL385CLR-GRY02	Laminate top. Colors: Purple Iris book box/Fusion Maple top/Clear lacquer edge/Silver Mist frame						
785CT-RED70-MPL385CLR-GRY02	Laminate top. Colors: Red book box/Fusion Maple top/Clear lacquer edge/Silver Mist frame						
785CT-RED50-MPL385CLR-GRY02	Laminate top. Colors: Wine book box/Fusion Maple top/Clear lacquer edge/Silver Mist frame						
785CT-GRY41-MPL385CLR-GRY02	Laminate top. Colors: Graphite book box/Fusion Maple top/Clear lacquer edge/Silver Mist frame						
785CT-BRN14-MPL385CLR-GRY02	Laminate top. Colors: Chocolate book box/Fusion Maple top/Clear lacquer edge/Silver Mist frame						








ASSEMBLED-TO-ORDER

SOLD IN FULL CARTONS ONLY

Model No.	Description	Unit Price F.O.B. Warehouse	No. of Ctns. Per Unit	Unit Weight	Unit Cube	Fed Ex.	Freight Class
-----------	-------------	-----------------------------------	-----------------------------	----------------	--------------	------------	------------------


871 SERIES - Student Desks

Tubular steel frame, open-front plastic book box, nylon-base adjustable glides. Adjustable top height range of 22" to 30". Book box dimensions are 18½"W x 16"D x 4½"H. Models are available with an FRW™ hard plastic work surface, or a particleboard-core high-pressure laminate work surface with beveled and lacquer-sealed edges. The upper legs are available with a powder coat finish. The lower legs are chromed.

	871-BLK01-GRY091BLK01-BLK01	20" x 26" laminated top, plastic book box. Colors: Black book box/Grey Nebula top/Char Black lacquer edge/Char Black frame	368.00	2	25.5	4.47	85
	871-BLK01-OAK084CLR-BLK01	20" x 26" laminated top, plastic book box. Colors: Black book box/Medium Oak top/Clear lacquer edge/Char Black frame					
	871M-BLK01-GRY91-BLK01	20" x 26½" hard plastic top, plastic book box. Colors: Black book box/Grey Nebula top/Char Black frame	428.00	2	29.5	4.47	150
	871M-BLK01-OAK84-BLK01	20" x 26½" hard plastic top, plastic book box. Colors: Black book box/Medium Oak top/Char Black frame					
	871M-BLK01-BRN96-BLK01	20" x 26½" hard plastic top, plastic book box. Colors: Black book box/Sandstone top/Char Black frame					
	8771-OAK084CLR-BLK01	20" x 26" laminated top, no plastic book box. Colors: Medium Oak top/Clear lacquer edge/Char Black frame	357.00	2	24.9	4.47	85
	8771M-BLK01-GRY91-BLK01	20" x 26½" hard plastic top, no plastic book box. Colors: Grey Nebula top/Char Black frame	411.00	2	28.9	4.47	85
	8771M-BRN96-BLK01	20" x 26½" hard plastic top, no plastic book box. Colors: Sandstone top/Char Black frame					
	878-BLK01-GRY091BLK01-BLK01	24" x 48" laminate top, two-student desk, plastic book boxes. Colors: Black book box/Grey Nebula top/Char Black banding/Char Black frame	616.00	1	60.0	17.68	125
	878-BLK01-OAK084BLK01-BLK01	24" x 48" laminate top, two-student desk, plastic book boxes. Colors: Black book box/Medium Oak top/Char Black banding/Char Black frame					
	878-BLK01-MPL385BRN38-BLK01	24" x 48" laminate top, two-student desk, plastic book boxes. Colors: Black book box/Fusion Maple top/Fusion Maple banding/Char Black frame					


TEXT® SERIES - Student Desks (24" x 48")

Tubular steel frame, accommodates 2 students. Models are available with a 24" x 48", 1½" thick particleboard-core high-pressure laminate work surface with 1½" profile T-mold edge banding. Metal surfaces are available with a powder coat finish. Nylon glides. A 17½"W x 16"D x 4¼"H book box consisting of molded polypropylene.

	TD24488YADJBB-GRY41-GRY091BLK01-SL	1½" thick laminated top, two plastic book boxes. Colors: Graphite book box/Grey Nebula top/Char Black edge/Silver Mist frame	600.00	1	78.8	18.85	150
---	---	--	--------	---	------	-------	-----



TEXTAMETER™ SERIES - Instructor Desks

Tubular steel frame. Models have a single pedestal configuration on the right side, an elliptical leg on the left side, and are standard with a center drawer and twin-wheel, locking ABS plastic casters. A three-drawer (box/box/file) unitized pedestal consists of welded steel components. The pedestals incorporate a drawer interlock system to allow only one drawer per pedestal to open at one time. Pedestal drawers are equipped with full-suspension steel ball-bearing slides. A master-keyed, core-removable lock secures drawers with one lock assembly ("gang locking"); one lock per pedestal. Models come with a 1½" thick particleboard-core high-pressure laminate work surface with 1½" profile T-mold edge banding. Metal surfaces are available with a powder coat finish.

	T3066P-MPL385BRN38-GRY02-GRY02	30"W x 66"L x 28¾"H, top with radius on one end, right-side pedestal. Colors: Fusion Maple/Fusion Maple/Silver Mist	2875.00	7	196.4	20.83	70
---	---------------------------------------	---	---------	---	-------	-------	----

540 SERIES - Teacher Desks

Single-pedestal, 30" x 48" teacher desk features a locking box and file drawer, and an independent locking center drawer. Double-pedestal, 30" x 60" teacher desk features an independent locking center drawer, and two hanging box/file drawers with independent locks. Models are available with a 1½" thick particleboard-core high-pressure laminate work surface with 1½" profile T-mold edge banding. Adjustable nylon glides. Metal surfaces are available with a powder coat finish, legs are chromed.

	543-MPL385BRN38-BLK01	Single-pedestal, 48"L x 30"D x 29½"H. Colors: Fusion Maple top/Fusion Maple banding/Char Black frame	1520.00	1	175.5	23.84	85
	543-MPL385BLK01-BLK01	Single-pedestal, 48"L x 30"D x 29½"H. Colors: Fusion Maple top/Char Black banding/Char Black frame					
	543-GRY091BLK01-BLK01	Single-pedestal, 48"L x 30"D x 29½"H. Colors: Grey Nebula top/Char Black banding/Char Black frame					
	546-MPL385BRN38-BLK01	Double-pedestal, 60"L x 30"D x 29½"H. Colors: Fusion Maple top/Fusion Maple banding/Char Black frame	2114.00	1	232.0	30.52	85
	546-MPL385BLK01-BLK01	Double-pedestal, 60"L x 30"D x 29½"H. Colors: Fusion Maple top/Char Black banding/Char Black frame					
	546-GRY091BLK01-BLK01	Double-pedestal, 60"L x 30"D x 29½"H. Colors: Grey Nebula top/Char Black banding/Char Black frame					



ASSEMBLED-TO-ORDER

SOLD IN FULL CARTONS ONLY

Model No.	Description	Unit Price F.O.B. Warehouse	No. of Ctns. Per Unit	Unit Weight	Unit Cube	Fed Ex.	Freight Class
-----------	-------------	-----------------------------------	-----------------------------	----------------	--------------	------------	------------------

4000 SERIES - Activity Tables

Tubular steel legs. Models are available with a 1½" thick particleboard-core high-pressure laminate work surface with 1½" profile T-mold edge banding. Models are also available with work surfaces that have an optional urethane-based Sure Edge® finish. Nylon-base swivel glides.

Leg Options:

- Fully chromed adjustable legs enabling a top height of 22" to 30" in one-inch increments. Models with fully chromed adjustable legs include the letters CHRM.
- Fully chromed non-adjustable legs enabling a 30" top height. Models with chromed non-adjustable legs include the letters N.
- Short adjustable legs enabling a top height of 17" to 25" in one-inch increments. Models with short adjustable legs include the letters LO.
- Wheelchair-height adjustable legs enabling a top height of 26" to 34" in one-inch increments. Models with wheelchair-height adjustable legs include the letters W.
- Standard upper legs are available with a powder coat finish, while standard lower legs are chromed; this metal finish combination also applies to optional short legs and optional wheelchair-height legs. Optional fully chromed adjustable legs and optional fully chromed non-adjustable legs are fully chromed.

Additional Options: (1) For a high-impact plastic book box, specify model UBOOK; (2) For a high-impact plastic tote tray kit, specify model UTOTE; (3) For a tie plate kit, specify model UGANG.



482436 -GRY091BLK01-BLK01	24" x 36", standard legs, 22"-30" height. Colors: Grey Nebula/Char Black/Char Black	248.00	2	45.6	1.59		70
482436 -OAK084BLK01-BLK01	24" x 36", standard legs, 22"-30" height. Colors: Medium Oak/Char Black/Char Black						
482448 -WAL078BLK01-BLK01	24" x 48", standard legs, 22"-30" height. Colors: Walnut/Char Black/Char Black	268.00	2	51.8	1.91		70
482448SG -OAK084BLK01-BLK01	24" x 48", standard legs, 22"-30" height, steel glides. Colors: Medium Oak/Char Black/Char Black						
482448LO -GRY091BLU51-BLK01	24" x 48", short legs, 17"-25" height. Colors: Grey Nebula/Navy/Char Black	278.00	2	49.8	1.78		70
482448LO -GRY091BLU51-GRY02	24" x 48", short legs, 17"-25" height. Colors: Grey Nebula/Navy/Silver Mist						
482448LO -GRY091GRN12-BLK01	24" x 48", short legs, 17"-25" height. Colors: Grey Nebula/Apple/Char Black						
482448LO -GRY091GRN12-GRY02	24" x 48", short legs, 17"-25" height. Colors: Grey Nebula/Apple/Silver Mist						
482448LO -GRY091RED70-BLK01	24" x 48", short legs, 17"-25" height. Colors: Grey Nebula/Red/Char Black						
482448LO -GRY091RED70-GRY02	24" x 48", short legs, 17"-25" height. Colors: Grey Nebula/Red/Silver Mist						
482448LO -GRY091YLW47-BLK01	24" x 48", short legs, 17"-25" height. Colors: Grey Nebula/Squash/Char Black						
482448LO -GRY091YLW47-GRY02	24" x 48", short legs, 17"-25" height. Colors: Grey Nebula/Squash/Silver Mist						
482448LO -MPL385BLU51-BLK01	24" x 48", short legs, 17"-25" height. Colors: Fusion Maple/Navy/Char Black						
482448LO -MPL385BLU51-GRY02	24" x 48", short legs, 17"-25" height. Colors: Fusion Maple/Navy/Silver Mist						
482448LO -MPL385GRN12-BLK01	24" x 48", short legs, 17"-25" height. Colors: Fusion Maple/Apple/Char Black						
482448LO -MPL385GRN12-GRY02	24" x 48", short legs, 17"-25" height. Colors: Fusion Maple/Apple/Silver Mist						
482448LO -MPL385RED70-BLK01	24" x 48", short legs, 17"-25" height. Colors: Fusion Maple/Red/Char Black						
482448LO -MPL385RED70-GRY02	24" x 48", short legs, 17"-25" height. Colors: Fusion Maple/Red/Silver Mist						
482448LO -MPL385YLW47-BLK01	24" x 48", short legs, 17"-25" height. Colors: Fusion Maple/Squash/Char Black						
482448LO -MPL385YLW47-GRY02	24" x 48", short legs, 17"-25" height. Colors: Fusion Maple/Squash/Silver Mist						
482460 -MPL385BLK01-BLK01	24" x 60", standard legs, 22"-30" height. Colors: Fusion Maple/Char Black/Char Black	328.00	2	63.3	2.66		70
482460 -MPL385BRN38-BLK01	24" x 60", standard legs, 22"-30" height. Colors: Fusion Maple/Fusion Maple/Char Black						
482460 -MPL385BRN38-GRY02	24" x 60", standard legs, 22"-30" height. Colors: Fusion Maple/Fusion Maple/Silver Mist						
482460 -WAL078BLK01-BLK01	24" x 60", standard legs, 22"-30" height. Colors: Walnut/Char Black/Char Black						
482472 -OAK084BLK01-BLK01	24" x 72", standard legs, 22"-30" height. Colors: Medium Oak/Char Black/Char Black	368.00	2	71.8	3.06		70
483048 -GRY091BLK01-BLK01	30" x 48", standard legs, 22"-30" height. Colors: Grey Nebula/Char Black/Char Black	278.00	2	61.2	2.20		70
483048 -OAK084BLK01-BLK01	30" x 48", standard legs, 22"-30" height. Colors: Medium Oak/Char Black/Char Black						
483048LO -OAK084BLK01-BLK01	30" x 48", short legs, 17"-25" height. Colors: Medium Oak/Char Black/Char Black	288.00	2	59.2	2.06		70



Products on this page are Greenguard® certified.






Virco®

ASSEMBLED-TO-ORDER

SOLD IN FULL CARTONS ONLY

Model No.	Description	Unit Price F.O.B. Warehouse	No. of Ctns. Per Unit	Unit Weight	Unit Cube	Fed Ex.	Freight Class
-----------	-------------	-----------------------------------	-----------------------------	----------------	--------------	------------	------------------

4000 SERIES - Activity Tables continued

	483060-MPL385BLK01-BLK01	30" x 60", standard legs, 22"-30" height. Colors: Fusion Maple/Char Black/Char Black	338.00	2	71.3	2.69	70
	483060-MPL385BRN38-BLK01	30" x 60", standard legs, 22"-30" height. Colors: Fusion Maple/Fusion Maple/Char Black					
	483060-MPL385BRN38-GRY02	30" x 60", standard legs, 22"-30" height. Colors: Fusion Maple/Fusion Maple/Silver Mist					
	483060-WAL078BLK01-BLK01	30" x 60", standard legs, 22"-30" height. Colors: Walnut/Char Black/Char Black					
	483060-MHG586BLK01-BLK01	30" x 60", standard legs, 22"-30" height. Colors: Wild Cherry/Char Black/Char Black					
	483060LO-GRY091BLU51-BLK01	30" x 60", short legs, 17"-25" height. Colors: Grey Nebula/Navy/Char Black	348.00	2	69.3	2.56	70
	483060LO-GRY091BLU51-GRY02	30" x 60", short legs, 17"-25" height. Colors: Grey Nebula/Navy/Silver Mist					
	483060LO-GRY091GRN12-BLK01	30" x 60", short legs, 17"-25" height. Colors: Grey Nebula/Apple/Char Black					
	483060LO-GRY091GRN12-GRY02	30" x 60", short legs, 17"-25" height. Colors: Grey Nebula/Apple/Silver Mist					
	483060LO-GRY091RED70-BLK01	30" x 60", short legs, 17"-25" height. Colors: Grey Nebula/Red/Char Black					
	483060LO-GRY091RED70-GRY02	30" x 60", short legs, 17"-25" height. Colors: Grey Nebula/Red/Silver Mist					
	483060LO-GRY091YLW47-BLK01	30" x 60", short legs, 17"-25" height. Colors: Grey Nebula/Squash/Char Black					
	483060LO-GRY091YLW47-GRY02	30" x 60", short legs, 17"-25" height. Colors: Grey Nebula/Squash/Silver Mist					
	483060LO-MPL385BLU51-BLK01	30" x 60", short legs, 17"-25" height. Colors: Fusion Maple/Navy/Char Black					
	483060LO-MPL385BLU51-GRY02	30" x 60", short legs, 17"-25" height. Colors: Fusion Maple/Navy/Silver Mist					
	483060LO-MPL385GRN12-BLK01	30" x 60", short legs, 17"-25" height. Colors: Fusion Maple/Apple/Char Black					
	483060LO-MPL385GRN12-GRY02	30" x 60", short legs, 17"-25" height. Colors: Fusion Maple/Apple/Silver Mist					
	483060LO-MPL385RED70-BLK01	30" x 60", short legs, 17"-25" height. Colors: Fusion Maple/Red/Char Black					
	483060LO-MPL385RED70-GRY02	30" x 60", short legs, 17"-25" height. Colors: Fusion Maple/Red/Silver Mist					
	483060LO-MPL385YLW47-BLK01	30" x 60", short legs, 17"-25" height. Colors: Fusion Maple/Squash/Char Black					
	483060LO-MPL385YLW47-GRY02	30" x 60", short legs, 17"-25" height. Colors: Fusion Maple/Squash/Silver Mist					
	483072-WAL078BLK01-BLK01	30" x 72", standard legs, 22"-30" height. Colors: Walnut/Char Black/Char Black	378.00	2	85.0	3.09	70
	483072LO-GRY091BLU51-BLK01	30" x 72", short legs, 17"-25" height. Colors: Grey Nebula/Navy/Char Black	388.00	2	83.0	2.96	70
	483072LO-GRY091BLU51-GRY02	30" x 72", short legs, 17"-25" height. Colors: Grey Nebula/Navy/Silver Mist					
	483072LO-GRY091GRN12-BLK01	30" x 72", short legs, 17"-25" height. Colors: Grey Nebula/Apple/Char Black					
	483072LO-GRY091GRN12-GRY02	30" x 72", short legs, 17"-25" height. Colors: Grey Nebula/Apple/Silver Mist					
	483072LO-GRY091RED70-BLK01	30" x 72", short legs, 17"-25" height. Colors: Grey Nebula/Red/Char Black					
	483072LO-GRY091RED70-GRY02	30" x 72", short legs, 17"-25" height. Colors: Grey Nebula/Red/Silver Mist					
	483072LO-GRY091YLW47-BLK01	30" x 72", short legs, 17"-25" height. Colors: Grey Nebula/Squash/Char Black					
	483072LO-GRY091YLW47-GRY02	30" x 72", short legs, 17"-25" height. Colors: Grey Nebula/Squash/Silver Mist					
	483072LO-MPL385BLU51-BLK01	30" x 72", short legs, 17"-25" height. Colors: Fusion Maple/Navy/Char Black					
	483072LO-MPL385BLU51-GRY02	30" x 72", short legs, 17"-25" height. Colors: Fusion Maple/Navy/Silver Mist					
	483072LO-MPL385GRN12-BLK01	30" x 72", short legs, 17"-25" height. Colors: Fusion Maple/Apple/Char Black					
	483072LO-MPL385GRN12-GRY02	30" x 72", short legs, 17"-25" height. Colors: Fusion Maple/Apple/Silver Mist					
	483072LO-MPL385RED70-BLK01	30" x 72", short legs, 17"-25" height. Colors: Fusion Maple/Red/Char Black					
	483072LO-MPL385RED70-GRY02	30" x 72", short legs, 17"-25" height. Colors: Fusion Maple/Red/Silver Mist					
	483072LO-MPL385YLW47-BLK01	30" x 72", short legs, 17"-25" height. Colors: Fusion Maple/Squash/Char Black					
	483072LO-MPL385YLW47-GRY02	30" x 72", short legs, 17"-25" height. Colors: Fusion Maple/Squash/Silver Mist					
	483660-GRY091BLK01-BLK01	36" x 60", standard legs, 22"-30" height. Colors: Grey Nebula/Char Black/Char Black	348.00	2	84.9	3.08	70
	483660-OAK084BLK01-BLK01	36" x 60", standard legs, 22"-30" height. Colors: Medium Oak/Char Black/Char Black					
	483672-WAL078BLK01-BLK01	36" x 72", standard legs, 22"-30" height. Colors: Walnut/Char Black/Char Black	388.00	2	98.3	3.56	70
	4842R-OAK084BLK01-BLK01	42" round, standard legs, 22"-30" height. Colors: Medium Oak/Char Black/Char Black	332.00	2	59.0	2.49	70

4000 Series continued on page 30.

ASSEMBLED-TO-ORDER

SOLD IN FULL CARTONS ONLY

Model No.	Description	Unit Price F.O.B. Warehouse	No. of Ctns. Per Unit	Unit Weight	Unit Cube	Fed Ex.	Freight Class
-----------	-------------	-----------------------------------	-----------------------------	----------------	--------------	------------	------------------

4000 SERIES - Activity Tables continued

	484848-OAK084BLK01-BLK01	48" x 48", standard legs, 22"-30" height. Colors: Medium Oak/Char Black/Char Black	408.00	2	92.6	5.63	70
	4848R-MPL385BRN38-GRY02	48" round, standard legs, 22"-30" height. Colors: Fusion Maple/Fusion Maple/Silver Mist	408.00	2	70.8	3.03	70
	4848R-WAL078BLK01-BLK01	48" round, standard legs, 22"-30" height. Colors: Walnut/Char Black/Char Black					
	4848RLO-GRY091BLU51-BLK01	48" round, short legs, 17"-25" height. Colors: Grey Nebula/Navy/Char Black	418.00	2	68.8	2.90	70
	4848RLO-GRY091BLU51-GRY02	48" round, short legs, 17"-25" height. Colors: Grey Nebula/Navy/Silver Mist					
	4848RLO-GRY091RED70-BLK01	48" round, short legs, 17"-25" height. Colors: Grey Nebula/Red/Char Black					
	4848RLO-GRY091GRN12-BLK01	48" round, short legs, 17"-25" height. Colors: Grey Nebula/Apple/Char Black					
	4848RLO-GRY091GRN12-GRY02	48" round, short legs, 17"-25" height. Colors: Grey Nebula/Apple/Silver Mist					
	4848RLO-GRY091RED70-GRY02	48" round, short legs, 17"-25" height. Colors: Grey Nebula/Red/Silver Mist					
	4848RLO-GRY091YLW47-BLK01	48" round, short legs, 17"-25" height. Colors: Grey Nebula/Squash/Char Black					
	4848RLO-GRY091YLW47-GRY02	48" round, short legs, 17"-25" height. Colors: Grey Nebula/Squash/Silver Mist					
	4848RLO-MPL385BLU51-BLK01	48" round, short legs, 17"-25" height. Colors: Fusion Maple/Navy/Char Black					
	4848RLO-MPL385BLU51-GRY02	48" round, short legs, 17"-25" height. Colors: Fusion Maple/Navy/Silver Mist					
	4848RLO-MPL385GRN12-BLK01	48" round, short legs, 17"-25" height. Colors: Fusion Maple/Apple/Char Black					
	4848RLO-MPL385GRN12-GRY02	48" round, short legs, 17"-25" height. Colors: Fusion Maple/Apple/Silver Mist					
	4848RLO-MPL385RED70-BLK01	48" round, short legs, 17"-25" height. Colors: Fusion Maple/Red/Char Black					
	4848RLO-MPL385RED70-GRY02	48" round, short legs, 17"-25" height. Colors: Fusion Maple/Red/Silver Mist					
	4848RLO-MPL385YLW47-BLK01	48" round, short legs, 17"-25" height. Colors: Fusion Maple/Squash/Char Black					
	4848RLO-MPL385YLW47-GRY02	48" round, short legs, 17"-25" height. Colors: Fusion Maple/Squash/Silver Mist					
	4860R-OAK084BLK01-BLK01	60" round, standard legs, 22"-30" height. Colors: Medium Oak/Char Black/Char Black	540.00	2	104.6	4.67	70
	48COOP72-MPL385BRN38-GRY02	36" x 72" half-moon, standard legs, 22"-30" height. Colors: Fusion Maple/Fusion Maple/Silver Mist	671.00	2	79.2	3.81	70
	48COOP72-GRY091BLK01-BLK01	36" x 72" half-moon, standard legs, 22"-30" height. Colors: Grey Nebula/Char Black/Char Black					
	48COOP72-OAK084BLK01-BLK01	36" x 72" half-moon, standard legs, 22"-30" height. Colors: Medium Oak/Char Black/Char Black					
	48FLOW60-GRY091BLK01-BLK01	60" flower, standard legs, 22"-30" height. Colors: Grey Nebula/Char Black/Char Black	794.00	2	91.5	4.62	70
	48FLOW60LO-GRY091BLK01-BLK01	60" flower, short legs, 17"-25" height. Colors: Grey Nebula/Char Black/Char Black	804.00	2	89.5	4.49	70
	48HORSE60-GRY091BLK01-BLK01	60" x 66" horseshoe, standard legs, 22"-30" height. Colors: Grey Nebula/Char Black/Char Black	757.00	2	116.4	4.99	70
	48HORSE60-OAK084BLK01-BLK01	60" x 66" horseshoe, standard legs, 22"-30" height. Colors: Medium Oak/Char Black/Char Black					
	48HORSE60-WAL078BLK01-BLK01	60" x 66" horseshoe, standard legs, 22"-30" height. Colors: Walnut/Char Black/Char Black					



Products on this page are Greenguard® certified.

Virco®

ASSEMBLED-TO-ORDER

SOLD IN FULL CARTONS ONLY

Model No.	Description	Unit Price F.O.B. Warehouse	No. of Ctns. Per Unit	Unit Weight	Unit Cube	Fed Ex.	Freight Class
-----------	-------------	-----------------------------------	-----------------------------	----------------	--------------	------------	------------------

4000 SERIES - Activity Tables continued

48HORSE60LO -GRY091BLK01-BLK01	60" x 66" horseshoe, short legs, 17"-25" height. Colors: Grey Nebula/Char Black/Char Black	767.00	2	114.4	4.86		70
48HORSE60LO -GRY091BLU51-BLK01	60" x 66" horseshoe, short legs, 17"-25" height. Colors: Grey Nebula/Navy/Char Black						
48HORSE60LO -GRY091BLU51-GRY02	60" x 66" horseshoe, short legs, 17"-25" height. Colors: Grey Nebula/Navy/Silver Mist						
48HORSE60LO -GRY091GRN12-BLK01	60" x 66" horseshoe, short legs, 17"-25" height. Colors: Grey Nebula/Apple/Char Black						
48HORSE60LO -GRY091GRN12-GRY02	60" x 66" horseshoe, short legs, 17"-25" height. Colors: Grey Nebula/Apple/Silver Mist						
48HORSE60LO -GRY091RED70-BLK01	60" x 66" horseshoe, short legs, 17"-25" height. Colors: Grey Nebula/Red/Char Black						
48HORSE60LO -GRY091RED70-GRY02	60" x 66" horseshoe, short legs, 17"-25" height. Colors: Grey Nebula/Red/Silver Mist						
48HORSE60LO -GRY091YLW47-BLK01	60" x 66" horseshoe, short legs, 17"-25" height. Colors: Grey Nebula/Squash/Char Black						
48HORSE60LO -GRY091YLW47-GRY02	60" x 66" horseshoe, short legs, 17"-25" height. Colors: Grey Nebula/Squash/Silver Mist						
48HORSE60LO -MPL385BLU51-BLK01	60" x 66" horseshoe, short legs, 17"-25" height. Colors: Fusion Maple/Navy/Char Black						
48HORSE60LO -MPL385BLU51-GRY02	60" x 66" horseshoe, short legs, 17"-25" height. Colors: Fusion Maple/Navy/Silver Mist						
48HORSE60LO -MPL385GRN12-BLK01	60" x 66" horseshoe, short legs, 17"-25" height. Colors: Fusion Maple/Apple/Char Black						
48HORSE60LO -MPL385GRN12-GRY02	60" x 66" horseshoe, short legs, 17"-25" height. Colors: Fusion Maple/Apple/Silver Mist						
48HORSE60LO -MPL385RED70-BLK01	60" x 66" horseshoe, short legs, 17"-25" height. Colors: Fusion Maple/Red/Char Black						
48HORSE60LO -MPL385RED70-GRY02	60" x 66" horseshoe, short legs, 17"-25" height. Colors: Fusion Maple/Red/Silver Mist						
48HORSE60LO -MPL385YLW47-BLK01	60" x 66" horseshoe, short legs, 17"-25" height. Colors: Fusion Maple/Squash/Char Black						
48HORSE60LO -MPL385YLW47-GRY02	60" x 66" horseshoe, short legs, 17"-25" height. Colors: Fusion Maple/Squash/Silver Mist						
48HORSE60LO -OAK084BLK01-BLK01	60" x 66" horseshoe, short legs, 17"-25" height. Colors: Medium Oak/Char Black/Char Black						
48HORSE60DC -OAK084BLK01-BLK01	60" deep-center horseshoe, standard legs, 22"-30" height. Colors: Medium Oak/Char Black/Char Black	757.00	3	120.0	5.30		70
48KID72 -MPL385BRN38-GRY02	48" x 72" kidney, standard legs, 22"-30" height. Colors: Fusion Maple/Fusion Maple/Silver Mist	671.00	2	115.9	4.45		70
48KID72 -WAL078BLK01-BLK01	48" x 72" kidney, standard legs, 22"-30" height. Colors: Walnut/Char Black/Char Black						
48KID72 -MHG586BLK01-BLK01	48" x 72" kidney, standard legs, 22"-30" height. Colors: Wild Cherry/Char Black/Char Black						



4000 Series continued on page 32.



ASSEMBLED-TO-ORDER

SOLD IN FULL CARTONS ONLY

Model No.	Description	Unit Price F.O.B. Warehouse	No. of Ctns. Per Unit	Unit Weight	Unit Cube	Fed Ex.	Freight Class
-----------	-------------	-----------------------------------	-----------------------------	----------------	--------------	------------	------------------

4000 SERIES - Activity Tables continued

48KID72LO-GRY091BLU51-BLK01	48" x 72" kidney, short legs, 17"-25" height. Colors: Grey Nebula/Navy/Char Black	681.00	2	113.9	4.32		70
48KID72LO-GRY091BLU51-GRY02	48" x 72" kidney, short legs, 17"-25" height. Colors: Grey Nebula/Navy/Silver Mist						
48KID72LO-GRY091GRN12-BLK01	48" x 72" kidney, short legs, 17"-25" height. Colors: Grey Nebula/Apple/Char Black						
48KID72LO-GRY091GRN12-GRY02	48" x 72" kidney, short legs, 17"-25" height. Colors: Grey Nebula/Apple/Silver Mist						
48KID72LO-GRY091RED70-BLK01	48" x 72" kidney, short legs, 17"-25" height. Colors: Grey Nebula/Red/Char Black						
48KID72LO-GRY091RED70-GRY02	48" x 72" kidney, short legs, 17"-25" height. Colors: Grey Nebula/Red/Silver Mist						
48KID72LO-GRY091YLW47-BLK01	48" x 72" kidney, short legs, 17"-25" height. Colors: Grey Nebula/Squash/Char Black						
48KID72LO-GRY091YLW47-GRY02	48" x 72" kidney, short legs, 17"-25" height. Colors: Grey Nebula/Squash/Silver Mist						
48KID72LO-MPL385BLU51-BLK01	48" x 72" kidney, short legs, 17"-25" height. Colors: Fusion Maple/Navy/Char Black						
48KID72LO-MPL385BLU51-GRY02	48" x 72" kidney, short legs, 17"-25" height. Colors: Fusion Maple/Navy/Silver Mist						
48KID72LO-MPL385GRN12-BLK01	48" x 72" kidney, short legs, 17"-25" height. Colors: Fusion Maple/Apple/Char Black						
48KID72LO-MPL385GRN12-GRY02	48" x 72" kidney, short legs, 17"-25" height. Colors: Fusion Maple/Apple/Silver Mist						
48KID72LO-MPL385RED70-BLK01	48" x 72" kidney, short legs, 17"-25" height. Colors: Fusion Maple/Red/Char Black						
48KID72LO-MPL385RED70-GRY02	48" x 72" kidney, short legs, 17"-25" height. Colors: Fusion Maple/Red/Silver Mist						
48KID72LO-MPL385YLW47-BLK01	48" x 72" kidney, short legs, 17"-25" height. Colors: Fusion Maple/Squash/Char Black						
48KID72LO-MPL385YLW47-GRY02	48" x 72" kidney, short legs, 17"-25" height. Colors: Fusion Maple/Squash/Silver Mist						
48TRAP48-OAK084BLK01-BLK01	24" x 48" trapezoid, standard legs, 22"-30" height. Colors: Medium Oak/Char Black/Char Black	246.00	2	50.8	1.27		70
48TRAP60-MPL385BRN38-GRY02	30" x 60" trapezoid, standard legs, 22"-30" height. Colors: Fusion Maple/Fusion Maple/Silver Mist	389.00	2	64.2	1.61		70
48TRAP60-MHG586BLK01-BLK01	30" x 60" trapezoid, standard legs, 22"-30" height. Colors: Wild Cherry/Char Black/Char Black						
48TRAP60LO-GRY091BLU51-BLK01	30" x 60" trapezoid, short legs, 17"-25" height. Colors: Grey Nebula/Navy/Char Black	399.00	2	62.2	1.48		70
48TRAP60LO-GRY091BLU51-GRY02	30" x 60" trapezoid, short legs, 17"-25" height. Colors: Grey Nebula/Navy/Silver Mist						
48TRAP60LO-GRY091GRN12-BLK01	30" x 60" trapezoid, short legs, 17"-25" height. Colors: Grey Nebula/Apple/Char Black						
48TRAP60LO-GRY091GRN12-GRY02	30" x 60" trapezoid, short legs, 17"-25" height. Colors: Grey Nebula/Apple/Silver Mist						
48TRAP60LO-GRY091RED70-BLK01	30" x 60" trapezoid, short legs, 17"-25" height. Colors: Grey Nebula/Red/Char Black						
48TRAP60LO-GRY091RED70-GRY02	30" x 60" trapezoid, short legs, 17"-25" height. Colors: Grey Nebula/Red/Silver Mist						
48TRAP60LO-GRY091YLW47-BLK01	30" x 60" trapezoid, short legs, 17"-25" height. Colors: Grey Nebula/Squash/Char Black						
48TRAP60LO-GRY091YLW47-GRY02	30" x 60" trapezoid, short legs, 17"-25" height. Colors: Grey Nebula/Squash/Silver Mist						
48TRAP60LO-MPL385BLU51-BLK01	30" x 60" trapezoid, short legs, 17"-25" height. Colors: Fusion Maple/Navy/Char Black						
48TRAP60LO-MPL385BLU51-GRY02	30" x 60" trapezoid, short legs, 17"-25" height. Colors: Fusion Maple/Navy/Silver Mist						
48TRAP60LO-MPL385GRN12-BLK01	30" x 60" trapezoid, short legs, 17"-25" height. Colors: Fusion Maple/Apple/Char Black						
48TRAP60LO-MPL385GRN12-GRY02	30" x 60" trapezoid, short legs, 17"-25" height. Colors: Fusion Maple/Apple/Silver Mist						
48TRAP60LO-MPL385RED70-BLK01	30" x 60" trapezoid, short legs, 17"-25" height. Colors: Fusion Maple/Red/Char Black						
48TRAP60LO-MPL385RED70-GRY02	30" x 60" trapezoid, short legs, 17"-25" height. Colors: Fusion Maple/Red/Silver Mist						
48TRAP60LO-MPL385YLW47-BLK01	30" x 60" trapezoid, short legs, 17"-25" height. Colors: Fusion Maple/Squash/Char Black						
48TRAP60LO-MPL385YLW47-GRY02	30" x 60" trapezoid, short legs, 17"-25" height. Colors: Fusion Maple/Squash/Silver Mist						
OPTIONS							
UTOTE-BLK01	Tote Tray: 12"W x 4"H x 16"D Runners: 1½"W x ¾"D x 13½"L. This kit consists of a tote tray, three steel runners and fasteners. Colors: Char Black	54.00	2	1.1	0.46		100



Products on this page are Greenguard® certified.

Virco®

ASSEMBLED-TO-ORDER





SOLD IN FULL CARTONS ONLY

Model No.	Description	Unit Price F.O.B. Warehouse	No. of Ctns. Per Unit	Unit Weight	Unit Cube	Fed Ex.	Freight Class
-----------	-------------	-----------------------------------	-----------------------------	----------------	--------------	------------	------------------


8700 SERIES - Computer Tables

Tubular steel pedestal legs. Models are available with a 1½" thick particleboard-core high-pressure laminate work surface with 1½" profile T-mold edge banding. Adjustable top height range of 22" to 30". Four adjustable nylon-base swivel glides. The upper legs are available with a powder coat finish. The lower legs are chromed.

Options: (1) 29" wide keyboard mouse tray, specify TKBMT29; (2) 27" wide keyboard mouse tray, specify TKBMT27; (3) wire management panel, specify TWMP48 or 72.

	872436-MPL385BRN38-BLK01	24"W x 36"L x 22"-30"H. Colors: Fusion Maple/Fusion Maple/Char Black	377.00	3	50.8	2.65		Call
	872436-GRY091BLK01-BLK01	24"W x 36"L x 22"-30"H. Colors: Grey Nebula/Char Black/Char Black						
	872436-OAK084BLK01-BLK01	24"W x 36"L x 22"-30"H. Colors: Medium Oak/Char Black/Char Black						
	872448-MPL385BRN38-BLK01	24"W x 48"L x 22"-30"H. Colors: Fusion Maple/Fusion Maple/Char Black	443.00	3	58.0	2.97		Call
	872460-MPL385BRN38-BLK01	24"W x 60"L x 22"-30"H. Colors: Fusion Maple/Fusion Maple/Char Black	498.00	3	71.0	3.64		Call
	872472-GRY091BLK01-BLK01	24"W x 72"L x 22"-30"H. Colors: Grey Nebula/Char Black/Char Black	623.00	3	79.7	4.04		Call
	872472-OAK084BLK01-BLK01	24"W x 72"L x 22"-30"H. Colors: Medium Oak/Char Black/Char Black						
	873048-OAK084BLK01-BLK01	30"W x 48"L x 22"-30"H. Colors: Medium Oak/Char Black/Char Black	509.00	3	70.0	3.64		Call
	873060-MPL385BRN38-BLK01	30"W x 60"L x 22"-30"H. Colors: Fusion Maple/Fusion Maple/Char Black	578.00	3	81.3	4.10		Call

OPTIONS

	TKBMT27-BLK01	Keyboard mouse tray. 15"D x 27½"W. Colors: Char Black	320.00	1	11.8	0.73	*	70
	TKBMT29-BLK01	Keyboard mouse tray. 15"D x 29"W. Colors: Char Black	320.00	1	12.1	0.78	*	100
	TWMP48-BLK01	Wire management/modesty panel, for 48" rectangular tables. Colors: Char Black	270.00	1	9.8	1.11	*	100
	TWMP72-BLK01	Wire management/modesty panel, for 72" rectangular tables. Colors: Char Black	346.00	1	15.2	1.67	*	100


WOOD-FRAME SCIENCE TABLES

Wood-frame, apron and legs, 30" fixed-height. Models are available with a heavy-duty, chemical-resistant epoxy resin top or an acid- and chemical-resistant Chemsurf® high-pressure laminate top. Table are equipped with four adjustable nylon glides; each table also includes four removable nylon boots.


Chemsurf Top: 1½" thick and consists of a medium-density fiberboard core with an acid- and chemical-resistant Chemsurf high-pressure laminate surface. Edges have a urethane-based Sure Edge® finish.

Epoxy Resin Top: 1" thick and consists of heavy-duty, heat- and chemical-resistant epoxy resin. The molded epoxy resin top is monolithic and non-porous. Wood components are finished with multiple coats of natural chemically resistant catalyzed varnish.

Chemsurf® Laminate Tops

	SCI245430CSAE-BLK577BLK01-OAK083	54"L x 24"W x 30"H. Colors: Chemsurf Black top/Char Black edge/Natural Oak frame	1392.00	1	79.3	5.49		70
---	----------------------------------	--	---------	---	------	------	--	----

Epoxy Resin Tops

	SCI245430EP-BLK01-MPL003	54"L x 24"W x 30"H. Colors: Black Epoxy top and edge/Maple frame	2246.00	1	135.5	5.49		70
	SCI306030EP-BLK01-OAK083	60"L x 30"W x 30"H. Colors: Black Epoxy top and edge/Natural Oak frame	2785.00	1	98.2	7.43		70

ASSEMBLED-TO-ORDER

SOLD IN FULL CARTONS ONLY

Model No.	Description	Unit Price F.O.B. Warehouse	No. of Ctns. Per Unit	Unit Weight	Unit Cube	Fed Ex.	Freight Class
-----------	-------------	-----------------------------------	-----------------------------	----------------	--------------	------------	------------------

STEEL-FRAME SCIENCE TABLES

Steel-frame, apron and heavy-gauge tubular steel legs. Models are available with a heavy-duty, chemical-resistant epoxy resin top or an acid- and chemical-resistant Chemsurf® high-pressure laminate top. Four adjustable nylon glides. Metal surfaces are available chromed or with a powder coat finish.

Chemsurf Top: 1½" thick and consists of a medium-density fiberboard core surfaced with an acid- and chemical-resistant Chemsurf high-pressure laminate surface. Edges have a urethane-based Sure Edge® finish.

Epoxy Resin Top: 1" thick and consists of heavy-duty, heat- and chemical-resistant epoxy resin. The molded epoxy resin top is monolithic and non-porous.

Options:

- 30" fixed-height. Metal surfaces are available chromed or with a powder coat finish.
- 24" to 34" adjustable top height models include the letters ADJAE. Metal surfaces are available with a powder coat finish. Lower legs are chromed.
- 24" to 34" adjustable top height models with casters include the letters ADJCAE. Metal surfaces are available with a powder coat finish. Lower legs are chromed.

Chemsurf Top, 30" Fixed Height

S367230CSAE -BLK577BLK01-BLK01-CB	72"W x 36"D x 30"H. Colors: Chemsurf Black top/Char Black edge/Char Black frame	1315.00	2	111.1	7.84		70
--	---	---------	---	-------	------	--	----

Chemsurf Top, 24"-34" Adjustable Legs

S2454CSADJAE -BLK577CB-BLK01-BLK01	54"W x 24"D x 24"-34"H. Colors: Chemsurf Black top/Char Black edge/Char Black frame	1192.00	1	59.8	4.01		70
S2460CSADJAE -BLK577CB-BLK01-BLK01	60"W x 24"D x 24"-34"H. Colors: Chemsurf Black top/Char Black edge/Char Black frame	1195.00	1	70.3	4.43		70
S3060CSADJAE -BLK577CB-BLK01-BLK01	60"W x 30"D x 24"-34"H. Colors: Chemsurf Black top/Char Black edge/Char Black frame	1245.00	1	79.8	5.44		70
S3672CSADJAE -BLK577CB-BLK01-BLK01	72"W x 36"D x 24"-34"H. Colors: Chemsurf Black top/Char Black edge/Char Black frame	1345.00	1	107.1	7.68		70

Chemsurf Top, 24"-34" Adjustable Legs, Casters

S2460CSADJCAE -BLK577CB-BLK01-BLK01	60"W x 24"D x 24"-34"H, adjustable legs, casters. Colors: Chemsurf Black top/Char Black edge/Char Black frame	1245.00	1	77.2	4.43		70
--	---	---------	---	------	------	--	----

Epoxy Resin Top, 30" Fixed Height

S245430EP -BLK01-BLK01-BLK01	54"W x 24"D x 30"H. Colors: Black Epoxy top and edge/Char Black frame	1662.00	2	129.2	4.76		70
S246030EP -BLK01-BLK01-BLK01	60"W x 24"D x 30"H. Colors: Black Epoxy top and edge/Char Black frame	1665.00	2	141.8	5.32		70
S306030EP -BLK01-BLK01-BLK01	60"W x 30"D x 30"H. Colors: Black Epoxy top and edge/Char Black frame	1715.00	2	171.7	6.33		70

6800 SERIES - Multi-Purpose Tables

Steel support apron and tubular steel legs. Models are available with a 1½" thick particleboard-core high-pressure laminate work surface with 1½" profile T-mold edge banding. Four adjustable nylon glides. Metal surfaces are available chromed or with a powder coat finish.

Options:

- 30" fixed-height. Metal surfaces are available chromed or with a powder coat finish.
- 24" to 34" adjustable top height models with casters include the letters ADJC. Support apron and upper legs are available with a powder coat finish. Lower legs are chromed.

30" Fixed Height

682060 -GRY091BLK01-BLK01-BLK01	60"W x 20"D x 30"H. Colors: Grey Nebula/Char Black/Char Black	464.00	2	67.3	3.95		70
682460 -GRY091BLK01-BLK01-BLK01	60"W x 24"D x 30"H. Colors: Grey Nebula/Char Black/Char Black	517.00	2	76.6	4.61		70
682460 -OAK084BLK01-BLK01-BLK01	60"W x 24"D x 30"H. Colors: Medium Oak/Char Black/Char Black						
683060 -GRY091BLK01-BLK01-BLK01	60"W x 30"D x 30"H. Colors: Grey Nebula/Char Black/Char Black	518.00	2	88.5	5.62		70

24"-34"H, Adjustable Legs, Casters

682060ADJC -GRY091BLK01-BLK01-BLK01	60"W x 20"D x 24"-34"H, adjustable legs, casters. Colors: Grey Nebula/Char Black/Char Black	544.00	2	72.3	4.22		70
683060ADJC -GRY091BLK01-BLK01-BLK01	60"W x 30"D x 24"-34"H, adjustable legs, casters. Colors: Grey Nebula/Char Black/Char Black	598.00	2	93.5	5.89		70



Products on this page are Greenguard® certified.

Virco®







ASSEMBLED-TO-ORDER

SOLD IN FULL CARTONS ONLY

Model No.	Description	Unit Price F.O.B. Warehouse	No. of Ctns. Per Unit	Unit Weight	Unit Cube	Fed Ex.	Freight Class
-----------	-------------	-----------------------------------	-----------------------------	----------------	--------------	------------	------------------








TEXT® SERIES TABLES

Tubular steel frame. Models are available with a 1½" thick particleboard-core high-pressure laminate work surface with 1½" profile T-mold edge banding. Nylon glides. Optional felt-base glides are available. 26" to 34" adjustable top height models. Metal surfaces are available with a powder coat finish. Lower legs are chromed.

	TE20608YADJ -GRY091BLK01-GRY02	20"W x 60"L x 26"-34"H, 1½" thick top. Colors: Grey Nebula/Char Black/Silver Mist	600.00	5	72.7	3.80		Call
	TE24488YADJ -OAK084BLK01-BLK01	24"W x 48"L x 26"-34"H, 1½" thick top. Colors: Medium Oak/Char Black/Char Black	570.00	5	71.7	4.08		Call
	TE24488YADJ -MPL385BRN38-GRY02	24"W x 48"L x 26"-34"H, 1½" thick top. Colors: Fusion Maple/ Fusion Maple/Silver Mist						
	TE24608YADJ -OAK084BLK01-BLK01	24"W x 60"L x 26"-34"H, 1½" thick top. Colors: Medium Oak/Char Black/Char Black	620.00	5	83.1	4.49		Call
	TE24608YADJ -GRY091BLK01-GRY02	24"W x 60"L x 26"-34"H, 1½" thick top. Colors: Grey Nebula/Char Black/Silver Mist						
	TE24608YADJ -MPL385BRN38-GRY02	24"W x 60"L x 26"-34"H, 1½" thick top. Colors: Fusion Maple/ Fusion Maple/Silver Mist						
	TE30608DADJ -OAK084BLK01-BLK01	30"W x 60"L x 26"-34"H, 1½" thick top. Colors: Medium Oak/Char Black/Char Black	770.00	5	106.1	5.50		Call
	TE30608DADJ -MPL385BRN38-GRY02	30"W x 60"L x 26"-34"H, 1½" thick top. Colors: Fusion Maple/ Fusion Maple/Silver Mist						
	TE30728DADJ -OAK084BLK01-BLK01	30"W x 72"L x 26"-34"H, 1½" thick top. Colors: Medium Oak/Char Black/Char Black	820.00	5	119.9	6.01		Call
	TE30728DADJ -MPL385BRN38-GRY02	30"W x 72"L x 26"-34"H, 1½" thick top. Colors: Fusion Maple/ Fusion Maple/Silver Mist						
OPTIONS								
	TKBMT27-BLK01	Keyboard mouse tray. 15"D x 27¼"W. Colors: Char Black	320.00	1	11.8	0.73	*	70

FLIP-TOP TECHNOLOGY TABLES

Tubular steel frame. Models feature a convenient 6" deep lockable flip-top compartment for enhanced wire and cable management. Depending on its dimensions, the top has one, two or three scalloped wire management cut outs for ease of passing wires and cables into the flip-top compartment. A master-keyed lock secures the flip-top compartment. Models are available with a 1½" thick particleboard-core high-pressure laminate work surface with 1½" profile T-mold edge banding. Adjustable top height range of 24" to 34". Four adjustable nylon glides. The upper legs are available with a powder coat finish. The lower legs are chromed.

	FTT2460 -MPL385BRN38-GRY02	24"W x 60"L x 18"D. Colors: Fusion Maple/Fusion Maple/Silver Mist	850.00	3	99.5	5.84		Call
	FTT2460 -GRY091BLK01-BLK01-BLK01	24"W x 60"L x 18"D. Colors: Grey Nebula/Char Black/Char Black						
	FTT2460 -OAK084BLK01-BLK01-BLK01	24"W x 60"L x 18"D. Colors: Medium Oak/Char Black/Char Black						
	FTT2472 -MPL385BRN38-GRY02	24"W x 72"L x 18"D. Colors: Fusion Maple/Fusion Maple/Silver Mist	951.00	4	123.3	6.55		Call
	FTT2472 -GRY091BLK01-BLK01-BLK01	24"W x 72"L x 18"D. Colors: Grey Nebula/Char Black/Char Black						
	FTT2472 -OAK084BLK01-BLK01-BLK01	24"W x 72"L x 18"D. Colors: Medium Oak/Char Black/Char Black						
	FTT3060 -MPL385BRN38-GRY02	30"W x 60"L x 24"D. Colors: Fusion Maple/Fusion Maple/Silver Mist	934.00	3	114.4	6.51		Call
	FTT3060 -GRY091BLK01-BLK01-BLK01	30"W x 60"L x 24"D. Colors: Grey Nebula/Char Black/Char Black						
	FTT3060 -OAK084BLK01-BLK01-BLK01	30"W x 60"L x 24"D. Colors: Medium Oak/Char Black/Char Black						
	FTT3072 -MPL385BRN38-GRY02	30"W x 72"L x 24"D. Colors: Fusion Maple/Fusion Maple/Silver Mist	1045.00	4	140.4	7.28		Call
	FTT3072 -GRY091BLK01-BLK01-BLK01	30"W x 72"L x 24"D. Colors: Grey Nebula/Char Black/Char Black						
	FTT3072 -OAK084BLK01-BLK01-BLK01	30"W x 72"L x 24"D. Colors: Medium Oak/Char Black/Char Black						
OPTIONS								
	TKBMT27-BLK01	Keyboard mouse tray. 15"D x 27¼"W. Colors: Char Black	320.00	1	11.8	0.73	*	70

ASSEMBLED-TO-ORDER

SOLD IN FULL CARTONS ONLY

Model No.	Description	Unit Price F.O.B. Warehouse	No. of Ctns. Per Unit	Unit Weight	Unit Cube	Fed Ex.	Freight Class
-----------	-------------	-----------------------------------	-----------------------------	----------------	--------------	------------	------------------

MT SERIES MOBILE TABLES

Tubular steel frame, 29" table height. Tops are available with a 3/4" thick particleboard-core high-pressure laminate work surface with 3/4" profile T-mold edge banding. Models are also available with work surfaces that have an optional urethane-based Sure Edge® finish. Nylon-base self-leveling glides. In the folded position, tables rest on four 3" swivel casters. The tables open and close in one operation. A safety device is built into the folding mechanism to help prevent pinching when tables are opened. A secondary safety release mechanism is incorporated to complete the opening of tables. The center hinge operates vertically in order to self clean and minimize trapping of food. Metal surfaces are available chromed or with a powder coat finish.

Service Life Recommendation: In order to extend the torque life of MT Series tables with torsion bars, Virco recommends that customers store their tables in an upright position when not in use. When cleaning Virco mobile tables, Virco recommends that their high-pressure laminate surfaces be wiped down as needed with a damp cloth or sponge and mild detergent or soap; this recommendation also applies to plastic stool seats, and to metal surfaces with a chrome or powder coat finish.

IMPORTANT: Never use a power washer to clean Virco mobile tables. Tables are intended for indoor use.

Warranty Note: MT Series tables are covered by Virco's 10-year warranty; however, torsion bars used on these tables are covered by a 5-year warranty. Virco recommends that torsion bars be inspected for torque strength frequently.



MT60OCT -GRY091BLK01-CHRM	60" octagon, T-mold edge banding. Colors: Grey Nebula top/Char Black edge/Chrome frame	1896.00	1	112.4	25.63		70
MT60R -GRY091BLK01-CHRM	60" round, T-mold edge banding. Colors: Grey Nebula top/Char Black edge/Chrome frame	1969.00	1	109.7	25.63		70
MT60R -OAK084BLK01-CHRM	60" round, T-mold edge banding. Colors: Medium Oak top/Char Black edge/Chrome frame						
MT72R -GRY091BLK01-CHRM	72" round, T-mold edge banding. Colors: Grey Nebula top/Char Black edge/Chrome frame	2242.00	1	141.0	32.05		70
MT30144 -GRY091BLK01-CHRM	30"W x 144"L, T-mold edge banding. Colors: Grey Nebula top/Char Black edge/Chrome frame	2600.00	1	192.0	55.18		200
MT30144AE -GRY091BLK01-CHRM	30"W x 144"L, Sure Edge edge finish. Colors: Grey Nebula top/Char Black edge/Chrome frame	2860.00	1	201.0	55.18		200

MTB SERIES MOBILE BENCH TABLES

Tubular steel frame, heavy-duty mobile folding bench tables have an automatic locking feature, as well as a safety clearance between table sections to help protect hands during opening. The tables also have a torsion bar for ease of operation, and are free-standing when closed. Tops and benches are available with a 3/4" thick particleboard-core high-pressure laminate work surface with 3/4" profile T-mold edge banding. Tops and benches are also available with an optional urethane-based Sure Edge® finish. In the folded position, tables rest on four 3 1/2" swivel casters. Middle legs have a 1" rubber crutch tip. The table automatically locks in the open and closed positions. The center hinge operates vertically in order to self clean and minimize trapping of food. The top support apron is available with a powder coat finish. The undercarriage is available fully chromed or with an optional powder coat finish.

Optional Edge Finish: Virco's custom Sure Edge finish is offered as an option for table tops and benches. The Sure Edge finish consists of a urethane-based protectant that is bonded chemically to the substrate of the top or benches. The tamper-resistant Sure Edge finish, applied with an innovative anti-bacterial process for enhanced cleanliness and hygiene, functions as an effective moisture barrier, which seals the substrate of a top or bench between its high-pressure laminate surface and backing sheet. The Sure Edge finish has no gaps or seams, preventing food particles from lodging in table-top or bench-top edges. Models with a Sure Edge top finish include the letters AE. Models with a Sure Edge finish for tops and benches include the letters AEB.

Service Life Recommendation: In order to extend the torque life of MTB Series tables with torsion bars, Virco recommends that customers store their tables in an upright position when not in use. When cleaning Virco mobile tables, Virco recommends that their high-pressure laminate surfaces be wiped down as needed with a damp cloth or sponge and mild detergent or soap; this recommendation also applies to plastic stool seats, and to metal surfaces with a chrome or powder coat finish.

IMPORTANT: Never use a power washer to clean Virco mobile tables. Tables are intended for indoor use.

Warranty Note: MTB Series tables are covered by Virco's 10-year warranty; however, torsion bars used on these tables are covered by a 5-year warranty. Virco recommends that torsion bars be inspected for torque strength frequently.



Rectangular Bench Tables - Bench/Table Height: 15"/27"							
MTB152710 -GRY091BLK01-CHRM	Seats 12, laminate top with T-mold edge banding. Colors: Grey Nebula top/Char Black banding/Chrome frame	3988.00	1	318.5	78.72		200
MTB152712 -GRY091BLK01-CHRM	Seats 12-16, laminate top with T-mold edge banding. Colors: Grey Nebula top/Char Black banding/Chrome frame	4183.00	1	365.0	88.31		200
MTB152712 -OAK084BLK01-CHRM	Seats 12-16, laminate top with T-mold edge banding. Colors: Medium Oak top/Char Black banding/Chrome frame						
Rectangular Bench Tables - Bench/Table Height: 17"/29"							
MTB17298 -GRY091BLK01-CHRM	Seats 8, laminate top with T-mold edge banding. Colors: Grey Nebula top/Char Black banding/Chrome frame	3909.00	1	269.3	66.61		200
MTB17298 -OAK084BLK01-CHRM	Seats 8, laminate top with T-mold edge banding. Colors: Medium Oak top/Char Black banding/Chrome frame						
MTB172910 -GRY091BLK01-CHRM	Seats 12, laminate top with T-mold edge banding. Colors: Grey Nebula top/Char Black banding/Chrome frame	3988.00	1	320.5	78.72		200
MTB172910 -OAK084BLK01-CHRM	Seats 12, laminate top with T-mold edge banding. Colors: Medium Oak top/Char Black banding/Chrome frame						



Products on this page are Greenguard® certified.



Virco®

ASSEMBLED-TO-ORDER

SOLD IN FULL CARTONS ONLY

Model No.	Description	Unit Price F.O.B. Warehouse	No. of Ctns. Per Unit	Unit Weight	Unit Cube	Fed. Ex.	Freight Class
-----------	-------------	-----------------------------------	-----------------------------	----------------	--------------	-------------	------------------

MTB SERIES MOBILE BENCH TABLES continued

	MTB172912-MPL385BLK01-CHRM	Seats 12-16, laminate top with T-mold edge banding. Colors: Fusion Maple top/Char Black banding/Chrome frame	4183.00	1	367.0	88.31		200
	MTB172912AEB-GRY091BLK01-CHRM	Seats 12-16, laminate top with Sure Edge edge finish on table top and benches. Colors: Grey Nebula top/Char Black edge/Chrome frame	4616.00	1	376.0	88.31		200
	MTB172912AEB-OAK084BLK01-CHRM	Seats 12-16, laminate top with Sure Edge edge finish on table top and benches. Colors: Medium Oak top/Char Black edge/Chrome frame						
Oval Bench Tables - Bench/Table Height: 17"/29"								
	MTB017295-GRY091BLK01-CHRM	Seats 8-12, laminate top with T-mold edge banding. Colors: Grey Nebula top/Char Black banding/Chrome frame	4400.00	1	301.0	86.80		200

MTS SERIES MOBILE STOOL TABLES

Tubular steel frame, heavy-duty mobile folding stool tables have an automatic locking feature, as well as a safety clearance between table sections to help protect hands during opening. The tables also have a torsion bar for ease of operation, and are free-standing when closed. Tops are available with a ¾" thick particleboard-core high-pressure laminate work surface with ¾" profile T-mold edge banding. Tops are also available with an optional urethane-based Sure Edge® finish. Each seat has its own direct-to-floor load-bearing column and provides its own support without the need of cross members running between seats. Each seat has its own place to enter and exit. Round stool tops are 13" in diameter, injection-molded from a high-impact ABS material. In the folded position, tables rest on four 3½" swivel casters. Middle legs have a 1" rubber crutch tip. The table automatically locks in the open and closed positions. The center hinge operates vertically in order to self clean and minimize trapping of food. The top support apron is available with a powder coat finish. The undercarriage is available fully chromed or with an optional powder coat finish.



Optional Edge Finish: Virco's custom Sure Edge finish is offered as an option for table tops. The Sure Edge finish consists of a urethane-based protectant that is bonded chemically to the substrate of the top. The tamper-resistant Sure Edge finish, applied with an innovative anti-bacterial process for enhanced cleanliness and hygiene, functions as an effective moisture barrier, which seals the substrate of a top between its high-pressure laminate surface and backing sheet. The Sure Edge finish has no gaps or seams, preventing food particles from lodging in table-top edges. Models with a Sure Edge top finish include the letters AE.

Service Life Recommendation: In order to extend the torque life of MTS Series tables with torsion bars, Virco recommends that customers store their tables in an upright position when not in use. When cleaning Virco mobile tables, Virco recommends that their high-pressure laminate surfaces be wiped down as needed with a damp cloth or sponge and mild detergent or soap; this recommendation also applies to plastic stool seats, and to metal surfaces with a chrome or powder coat finish.



IMPORTANT: Never use a power washer to clean Virco mobile tables. Tables are intended for indoor use.

Warranty Note: MTS Series tables are covered by Virco's 10-year warranty; however, torsion bars used on these tables are covered by a 5-year warranty. Virco recommends that torsion bars be inspected for torque strength frequently.

Rectangular Stool Tables - Stool/Table Height: 15"/27"

	MTS15271212-BLU51-GRY091BLK01-CHRM	12 stools, laminate top with T-mold edge banding. Colors: Navy stool/Grey Nebula laminate/Char Black banding/Chrome frame	4183.00	4	299.0	89.80		Call
	MTS15271216-BLU51-GRY091BLK01-CHRM	16 stools, laminate top with T-mold edge banding. Colors: Navy stool/Grey Nebula laminate/Char Black banding/Chrome frame	4225.00	5	333.6	90.29		Call

Rectangular Stool Tables - Stool/Table Height: 17"/29"

	MTS17291012-BLK01-GRY091BLK01-CHRM	12 stools, laminate top with T-mold edge banding. Colors: Black stool/Grey Nebula laminate/Char Black banding/Chrome frame	3988.00	4	289.5	80.21		Call
	MTS17291012-BLU51-GRY091BLK01-CHRM	12 stools, laminate top with T-mold edge banding. Colors: Navy stool/Grey Nebula laminate/Char Black banding/Chrome frame						
	MTS17291012-BLU51-OAK084BLK01-CHRM	12 stools, laminate top with T-mold edge banding. Colors: Navy stool/Medium Oak laminate/Char Black banding/Chrome frame						
	MTS17291012AE-BLK01-GRY091BLK01-CHRM	12 stools, laminate top with Sure Edge edge finish. Colors: Black stool/Grey Nebula laminate/Char Black edge/Chrome frame	4238.00	4	297.0	80.21		Call
	MTS17291012AE-BLU51-GRY091BLK01-CHRM	12 stools, laminate top with Sure Edge edge finish. Colors: Navy stool/Grey Nebula laminate/Char Black edge/Chrome frame						
	MTS17291212-BLK01-GRY091BLK01-CHRM	12 stools, laminate top with T-mold edge banding. Colors: Black stool/Grey Nebula laminate/Char Black banding/Chrome frame	4183.00	4	301.0	89.80		Call
	MTS17291212-BLU65-GRY091BLK01-CHRM	12 stools, laminate top with T-mold edge banding. Colors: Cobalt Blue stool/Grey Nebula laminate/Char Black banding/Chrome frame						
	MTS17291212-GRN75-OAK084BLK01-CHRM	12 stools, laminate top with T-mold edge banding. Colors: Forest Green stool/Medium Oak laminate/Char Black banding/Chrome frame						
	MTS17291212-RED50-OAK084BLK01-CHRM	12 stools, laminate top with T-mold edge banding. Colors: Wine stool/Medium Oak laminate/Char Black banding/Chrome frame						

MTS Series continued on page 38.

ASSEMBLED-TO-ORDER

SOLD IN FULL CARTONS ONLY

Model No.	Description	Unit Price F.O.B. Warehouse	Units Per Carton	Unit Weight	Unit Cube	Fed Ex.	Freight Class
-----------	-------------	-----------------------------------	------------------------	----------------	--------------	------------	------------------

MTS SERIES MOBILE STOOL TABLES continued

Rectangular Stool Tables - Stool/Table Height: 17"/29" continued

MTS17291212AE-BLK01-GRY091BLK01-CHRM	12 stools, laminate top with Sure Edge edge finish. Colors: Black stool/Grey Nebula laminate/Char Black edge/Chrome frame	4443.00	4	310.0	89.80		Call
MTS17291212AE-BLU51-GRY091BLK01-CHRM	12 stools, laminate top with Sure Edge edge finish. Colors: Navy stool/Grey Nebula laminate/Char Black edge/Chrome frame						
MTS17291212AE-BLU51-OAK084CB-CHRM	12 stools, laminate top with Sure Edge edge finish. Colors: Navy stool/Medium Oak laminate/Char Black edge/Chrome frame						
MTS17291212AE-GRY41-GRY091CB-CHRM	12 stools, laminate top with Sure Edge edge finish. Colors: Graphite stool/Grey Nebula laminate/Char Black edge/Chrome frame						

Oval Stool Tables - Stool/Table Height: 17"/29"

MTSO172958-BLK01-GRY091BLK01-CHRM	8 stools, laminate top with T-mold edge banding. Colors: Black stool/Grey Nebula laminate/Char Black banding/Chrome frame	3964.00	4	267.7	82.23		Call
MTSO172958-BLU51-GRY091BLK01-CHRM	8 stools, laminate top with T-mold edge banding. Colors: Navy stool/Grey Nebula laminate/Char Black banding/Chrome frame						
MTSO172958-BLU51-OAK084BLK01-CHRM	8 stools, laminate top with T-mold edge banding. Colors: Navy stool/Medium Oak laminate/Char Black banding/Chrome frame						

MTC SERIES CONVERTIBLE BENCH TABLES

Tubular steel frame. This mobile bench and table unit changes quickly and easily from a table and bench configuration to a bench with a full backrest. When used as a table and bench, the unit features a bench height of 15" and a top height of 27", or a bench height of 17" and a top height of 29". Benches and tops are available with a 3/4" thick particleboard-core high-pressure laminate work surface with 3/4" profile T-mold edge banding. They are also available with an optional urethane-based Sure Edge® finish. The bench measures 96"L x 12"W; and the top measures 96"L x 15"W.

Table and bench height adjustment are made by a telescoping foot tube assembly secured to the table frame. Two adjustment positions are provided: one achieves a 15" bench height and a 27" top height; the other achieves a 17" bench height and a 29" top height. The base frame is mounted on four 4" swivel casters, two with locks. The apron, frame and links are powder coated. The foot tube assembly are chrome-plated.

Optional Edge Finish: Virco's custom Sure Edge finish is offered as an option for table tops and benches. The Sure Edge finish consists of a urethane-based protectant that is bonded chemically to the substrate of the top or benches. The tamper-resistant Sure Edge finish, applied with an innovative anti-bacterial process for enhanced cleanliness and hygiene, functions as an effective moisture barrier, which seals the substrate of a top or bench between its high-pressure laminate surface and backing sheet. The Sure Edge finish has no gaps or seams, preventing food particles from lodging in table-top or bench-top edges. Models with a Sure Edge top finish include the letters AE. Models with a Sure Edge finish for tops and benches include the letters AEB.

Optional Ganging Device: An optional ganging device consists of a lock plate, locking pin spring-loaded assembly and a docking plate. To engage the ganging device when two table tops are placed back to back, the keyed locking pins can be inserted into the docking plate, locking the two tables together at each end. Models with ganging device include the letter G.

Service Life Recommendation: In order to extend the torque life of MTC Series tables with torsion bars, Virco recommends that customers store their tables in an upright position when not in use. When cleaning Virco mobile tables, Virco recommends that their high-pressure laminate surfaces be wiped down as needed with a damp cloth or sponge and mild detergent or soap; this recommendation also applies to plastic stool seats, and to metal surfaces with a chrome or powder coat finish.

IMPORTANT: Never use a power washer to clean Virco mobile tables. Tables are intended for indoor use.

Warranty Note: MTC Series tables are covered by Virco's 10-year warranty; however, torsion bars used on these tables are covered by a 5-year warranty. Virco recommends that torsion bars be inspected for torque strength frequently.

MTC8-OAK084BLK01-BLK01	Laminate top with T-mold edge banding. Colors: Medium Oak laminate/Char Black edge/Char Black frame	2130.00	1	134.5	15.58		200
MTC8AEBG-GRY091BLK01-BLK01	Laminate top with Sure Edge edge finish on table top and bench, gang device. Colors: Grey Nebula laminate/Char Black edge/Char Black frame	2350.00	1	140.6	15.58		200
MTC8AEBG-OAK084BLK01-BLK01	Laminate top with Sure Edge edge finish on table top and bench, gang device. Colors: Medium Oak top/Char Black edge/Char Black frame						
MTC8G-GRY091BLK01-BLK01	Laminate top with T-mold edge banding, gang device. Colors: Grey Nebula laminate/Char Black edge/Char Black frame	2150.00	1	135.1	15.58		200



ASSEMBLED-TO-ORDER

SOLD IN FULL CARTONS ONLY

Model No.	Description	Unit Price F.O.B. Warehouse	Units Per Carton	Unit Weight	Unit Cube	Fed Ex.	Freight Class
-----------	-------------	-----------------------------------	------------------------	----------------	--------------	------------	------------------

6000 SERIES FOLDING TABLES

Tubular steel legs. Models are available with a ¾" particleboard-core top with a fused-on melamine surface and ¾" profile T-mold edge banding. The folding mechanism includes a gravity-fed safety lock. Because the safety lock is permanently attached, a formed tab on the lock arm permits the hinge to fold in only one direction. Spring clips are formed from tempered steel to accept the cross brace of the leg unit. Each spring clip is housed in an injection-molded polyethylene shell to help protect hands from sharp edges. Each table has two spring clips. Patented steel aprons consists of four machine formed steel segments with no exposed sharp edges. The outer edge is rolled to form a strong and smooth flange. Apron ends are inserted into patented corner supports formed of injection-molded polyethylene which completely enclose the ends of the steel aprons. A high-impact stacking bumper attaches to the outer edge of the corner support to facilitate stacking. Metal surfaces are available with a powder coat finish.



601860 -OAK084BLK01-BLK01	18"W x 60"L x 29"H. Colors: Medium Oak/Char Black/Char Black	307.00	1	37.8	2.45		70
601860 -WAL078BLK01-BLK01	18"W x 60"L x 29"H. Colors: Walnut/Char Black/Char Black						
601872 -OAK084BLK01-BLK01	18"W x 72"L x 29"H. Colors: Medium Oak/Char Black/Char Black	319.00	1	43.7	2.70		70
601872 -WAL078BLK01-BLK01	18"W x 72"L x 29"H. Colors: Walnut/Char Black/Char Black						
601896 -OAK084BLK01-BLK01	18"W x 96"L x 29"H. Colors: Medium Oak/Char Black/Char Black	350.00	1	53.5	3.87		70
601896 -WAL078BLK01-BLK01	18"W x 96"L x 29"H. Colors: Walnut/Char Black/Char Black						
602460 -GRY091BLK01-BLK01	24"W x 60"L x 29"H. Colors: Grey Nebula/Char Black/Char Black	319.00	1	49.8	2.19		70
602472 -GRY091BLK01-BLK01	24"W x 60"L x 29"H. Colors: Grey Nebula/Char Black/Char Black	333.00	1	56.6	2.63		70
602496 -GRY091BLK01-BLK01	24"W x 96"L x 29"H. Colors: Grey Nebula/Char Black/Char Black	362.00	1	74.2	3.50		70
603072 -OAK084BLK01-BLK01	30"W x 72"L x 29"H. Colors: Medium Oak/Char Black/Char Black	359.00	1	68.2	4.70		70
603072 -WAL078BLK01-BLK01	30"W x 72"L x 29"H. Colors: Walnut/Char Black/Char Black						
603096 -OAK084BLK01-BLK01	30"W x 96"L x 29"H. Colors: Medium Oak/Char Black/Char Black	390.00	1	88.2	4.65		70
603096 -WAL078BLK01-BLK01	30"W x 96"L x 29"H. Colors: Walnut/Char Black/Char Black						
6060R -OAK084BLK01-BLK01	60" round x 29"H. Colors: Medium Oak/Char Black/Char Black	615.00	1	90.0	8.00		70
6060R -WAL078BLK01-BLK01	60" round x 29"H. Colors: Walnut/Char Black/Char Black						

CORE-A-GATOR® SERIES FOLDING TABLES

Tubular steel legs. Lightweight folding table with a patented design featuring an ABS plastic top with an innovative three-piece construction. Extruded aluminum U-channels along each edge for added strength. Corners reinforced with four high-impact molded ABS corner protectors. Tables have edge molding around the complete perimeter of the top to serve as an edge protector. Tables have apron bumpers at each corner to protect the top surface during storage. Dual link folding mechanism consists of four steel links that form the folding mechanism. Two links are riveted to the leg assembly and the other two to a mounting bracket on the underside of the table. The two pairs of links provide lateral support when the table is in use and also allow the legs to fold into a closed position. The folding mechanism has an automatic positive locking rod that engages the two pairs of links. The locking mechanism automatically engages when the table is upright. The legs have fitted plastic glides. Metal surfaces are available with a powder coat finish.



611872 -GRY55GLD93-GLD93	18"W x 72"L x 29"H. Colors: Greystone/El Dorado Bronze/El Dorado Bronze	933.00	1	37.0	2.71		70
611872 -WHT15GLD93-GLD93	18"W x 72"L x 29"H. Colors: Oyster/El Dorado Bronze/El Dorado Bronze						
613060 -GRY55GLD93-GLD93	30"W x 60"L x 29"H. Colors: Greystone/El Dorado Bronze/El Dorado Bronze	995.00	1	43.0	3.75		70
613060 -WHT15GLD93-GLD93	30"W x 60"L x 29"H. Colors: Oyster/El Dorado Bronze/El Dorado Bronze						
613072 -GRY55GLD93-GLD93	30"W x 72"L x 29"H. Colors: Greystone/El Dorado Bronze/El Dorado Bronze	1023.00	1	49.0	4.51		70
613072 -WHT15GLD93-GLD93	30"W x 72"L x 29"H. Colors: Oyster/El Dorado Bronze/El Dorado Bronze						
613096 -GRY55GLD93-GLD93	30"W x 96"L x 29"H. Colors: Greystone/El Dorado Bronze/El Dorado Bronze	1090.00	1	59.0	5.96		70
613096 -WHT15GLD93-GLD93	30"W x 96"L x 29"H. Colors: Oyster/El Dorado Bronze/El Dorado Bronze						
613672 -GRY55GLD93-GLD93	36"W x 72"L x 29"H. Colors: Greystone/El Dorado Bronze/El Dorado Bronze	1090.00	1	55.0	5.40		70
613672 -WHT15GLD93-GLD93	36"W x 72"L x 29"H. Colors: Oyster/El Dorado Bronze/El Dorado Bronze						
613696 -GRY55GLD93-GLD93	36"W x 96"L x 29"H. Colors: Greystone/El Dorado Bronze/El Dorado Bronze	1187.00	1	69.0	7.17		70
613696 -WHT15GLD93-GLD93	36"W x 96"L x 29"H. Colors: Oyster/El Dorado Bronze/El Dorado Bronze						
6160R -GRY55GLD93-GLD93	60" round x 29"H. Colors: Greystone/El Dorado Bronze/El Dorado Bronze	1350.00	1	61.0	7.79		70
6160R -WHT15GLD93-GLD93	60" round x 29"H. Colors: Oyster/El Dorado Bronze/El Dorado Bronze						
6172R -GRY55GLD93-GLD93	72" round x 29"H. Colors: Greystone/El Dorado Bronze/El Dorado Bronze	1589.00	1	75.0	12.17		70
6172R -WHT15GLD93-GLD93	72" round x 29"H. Colors: Oyster/El Dorado Bronze/El Dorado Bronze						

ASSEMBLED-TO-ORDER

SOLD IN FULL CARTONS ONLY

Model No.	Description	Unit Price F.O.B. Warehouse	Units Per Carton	Unit Weight	Unit Cube	Fed Ex.	Freight Class
-----------	-------------	-----------------------------------	------------------------	----------------	--------------	------------	------------------

8800 SERIES - Comfort Stacker™ Chairs

Tubular steel frame, contoured seat and backrest. Seat consists of a contoured core of 1½" thick particleboard covered with a 1" thick polyurethane foam pad for an overall seat thickness of 1½". Backrest consists of a contoured core of 1½" thick particleboard covered with a ¾" thick polyurethane foam pad. Each chair has six high-impact plastic stack bumpers. Polyethylene rocker glides. Metal surfaces are available with a powder coat finish. Dimensions: Seat height: 17".

8802-BLU204-BLK01	Comfort Stacker™ Colors: Sedona Sailor fabric/Char Black frame	264.00	4	16.6	3.98		150
-------------------	---	--------	---	------	------	--	-----

8900 SERIES CHAIRS

Tubular steel frame. Upholstered seat and back. Each chair has six high-impact clear PVC plastic stack bumpers. Models are available with optional stack bars which consist of steel tubing and are welded between the front and rear legs on both sides. For stack bars, specify "SB". An optional ganging device is formed of steel rods, in a hook and clasp configuration which is welded to the frame. Ganging devices will not impede stacking. For ganging devices, specify "G". Upholstery is available in a selection of fabric or vinyl. Chairs are available chromed or with a powder coat finish.

8917-BLU151-CHRM	Rounded back, dome seat, 2" seat thickness. Colors: Ultratexhyde Carib vinyl/Chrome frame	161.00	4	17.1	3.06	*	150
8917-RED201-BLK01	Rounded back, dome seat, 2" seat thickness. Colors: Sedona Ruby fabric/Char Black frame						
8917-BLU204-BLK01	Rounded back, dome seat, 2" seat thickness. Colors: Sedona Sailor fabric/Char Black frame						
8925-BLU204-BLK01	Trapezoidal back, crown seat, 2" overall seat thickness. Colors: Sedona Sailor fabric/Char Black frame	168.00	4	16.3	3.06	*	150
8926-BLU204-BLK01	Trapezoidal back, dome seat, 2" seat thickness. Colors: Sedona Sailor fabric/Char Black frame	162.00	4	16.2	3.06	*	150
8926-BLK134-BLK01	Trapezoidal back, dome seat, 2" seat thickness. Colors: Select Black vinyl/Char Black frame						

ULTRASTACK™ CHAIR

Solid steel-rod frame and a plastic seat and back made of injection-molded polyethylene. Four polyethylene stack bumpers. Four rectangular glides made of high-impact polycarbonate. Metal surfaces are chromed.

4100-BLK01-CHRM	18" seat height. Colors: Black seat/Chrome frame	246.00	4	17.7	2.56		150
4100-GRY41-CHRM	18" seat height. Colors: Graphite seat/Chrome frame						

SAGE™ CONTRACT SERIES CHAIRS

Tubular steel frame, one-piece molded polypropylene shell, casters. Metal surfaces are available chromed or with a powder coat finish.

SG1C-BLU51-CHRM	17½" seat height, casters. Colors: Navy seat/Chrome frame	320.00	2	19.0	5.60	*	150
-----------------	---	--------	---	------	------	---	-----

53 SERIES

Available models include a 30" x 48" single-pedestal teacher desk and two 30" x 66" single-pedestal teacher desks that feature a pedestal with a box drawer and a file drawer. The 53 Series also includes a 30" x 60" double-pedestal teacher desk with two box/file drawer pedestals. An optional center drawer is available. Available with a particleboard-core high-pressure laminate work surface with front and back sides post formed to a full radius. Ends have 3 mil. PVC edge banding. Tops are equipped with a 2¼" diameter grommet. Four adjustable nylon glides.

A core-removable lock secures drawers with one lock assembly ("gang locking"); one lock per pedestal.

A Keyed-Alike option is available for the pedestal; this option enables customers to purchase lock cores for multiple 53 Series desks and returns, and for other selected Virco models with locks, that open by means of a single key.

533048RP-MPL385-BLK01	48"W x 30"D x 29"H, single pedestal, right-handed box/file with lock, no center drawer. Colors: Fusion Maple/Black	2165.00	1	208.5	35.96		100
533048RP-GRY091-BLK01	48"W x 30"D x 29"H, single pedestal, right-handed box/file with lock, no center drawer. Colors: Grey Nebula/Black						
533060-MPL385-BLK01	60"W x 30"D x 29"H, double pedestal, file/box with lock, no center drawer. Colors: Fusion Maple/Black	2916.00	1	275.5	43.77		150
533060-GRY091-BLK01	60"W x 30"D x 29"H, double pedestal, file/box with lock, no center drawer. Colors: Grey Nebula/Black						
53MP1520BBF-BLK01	15½"W x 20½"D x 26½"H, 2 box drawers & 1 file drawer. Colors: Char Black	1299.00	1	90.5	8.61		100

OPTIONS

53DRWR60-BLK01	Center drawer, 18½"W x 22¾"D, 3 front compartments, large rear compartment, no lock. Colors: Char Black	334.00	1	9.2	1.25		100
----------------	---	--------	---	-----	------	--	-----



Products on this page are Greenguard® certified.

Virco®

ASSEMBLED-TO-ORDER

SOLD IN FULL CARTONS ONLY

Model No.	Description	Unit Price F.O.B. Warehouse	No. of Ctns. Per Unit	Unit Weight	Unit Cube	Fed. Ex.	Freight Class
-----------	-------------	-----------------------------------	-----------------------------	----------------	--------------	-------------	------------------

METAL BOOKCASES

All steel construction. Models are available in five height sizes. Shelves for all bookcases are constructed of steel and are adjustable in 1/2" increments. Shelves are 11" x 35 1/16" x 3/4". Four steel shelf clips are included for use with each adjustable shelf. Metal surfaces are available with a powder coat finish.



BCM3672-BLK01	36 1/8"W x 12 1/4"D x 72 1/4"H with five shelves (4 adj.). Colors: Char Black	1090.00	1	97.9	22.51		125
BCM3684-BLK01	36 1/8"W x 12 1/4"D x 84 1/4"H with six shelves (5 adj.). Colors: Char Black	1307.00	1	104.5	26.22		125

72" and 84" high bookcases must be anchored to a wall. See page 158 for more information.

STEEL-FRAME BOOKCASES

Steel-frame bookcases feature steel shelves that are adjustable in 1/2" increments. Two 36" wide and two 48" wide models are available. Top and sides are available with a 3/4" thick particleboard core with thermofused melamine with 3/4" profile T-mold edge banding. Metal surfaces are available with a powder coat finish.



2BC3636-GRY091BLK01-BLK01	36 3/8"W x 14 3/4"D x 36 3/8"H with 2 shelves (1 adj.). Colors: Grey Nebula laminate with Char Black edge/Char Black frame	1241.00	1	91.2	17.54		125
2BC3636-OAK084BLK01-BLK01	36 3/8"W x 14 3/4"D x 36 3/8"H with 2 shelves (1 adj.). Colors: Medium Oak laminate with Char Black edge/Char Black frame						
2BC3648-GRY091BLK01-BLK01	36 3/8"W x 14 3/4"D x 48 3/8"H with 3 shelves (2 adj.). Colors: Grey Nebula laminate with Char Black edge/Char Black frame	1322.00	1	111.2	22.30		125
2BC3648-OAK084BLK01-BLK01	36 3/8"W x 14 3/4"D x 48 3/8"H with 3 shelves (2 adj.). Colors: Medium Oak laminate with Char Black edge/Char Black frame						
2BC4836-GRY091BLK01-BLK01	48 3/8"W x 14 3/4"D x 36 3/8"H with 2 shelves (1 adj.). Colors: Grey Nebula laminate with Char Black edge/Char Black frame	1313.00	1	113.9	17.54		125
2BC4836-OAK084BLK01-BLK01	48 3/8"W x 14 3/4"D x 36 3/8"H with 2 shelves (1 adj.). Colors: Medium Oak laminate with Char Black edge/Char Black frame						
2BC4848-GRY091BLK01-BLK01	48 3/8"W x 14 3/4"D x 48 3/8"H with 3 shelves (2 adj.). Colors: Grey Nebula laminate with Char Black edge/Char Black frame	1399.00	1	139.9	22.30		125
2BC4848-OAK084BLK01-BLK01	48 3/8"W x 14 3/4"D x 48 3/8"H with 3 shelves (2 adj.). Colors: Medium Oak laminate with Char Black edge/Char Black frame						

53 SERIES - Lateral Files

Lateral files come in 2-drawer, 4-drawer and 5-drawer models that are available in 42", 36" and 30" widths. All models are equipped with: deluxe steel ball bearing slides; an integral lock that controls all drawers; an interlock system that enhances safety by allowing only one drawer to be opened at a time. A counterweight is included with each lateral file model to help prevent tipping when drawers are fully extended. Lateral files are equipped with full-extension heavy-duty steel ball-bearing slides on all drawers and integrated drawer pulls. Metal surfaces are available with a powder coat finish.



53LF422D-BLK01	42"W x 18"D x 28"H, 2-drawer. Colors: Char Black	1786.00	1	147.3	14.67		100
53LF424D-BLK01	42"W x 18"D x 52"H, 4-drawer. Colors: Char Black	2892.00	1	227.3	26.94		100

53 SERIES - Vertical Files

All steel vertical files come in a total of six 2-drawer, 4-drawer and 5-drawer models with deluxe steel ball bearing slides for organizing letter and legal size documents. All models are equipped with an integral lock that controls all drawers, an anti-tip feature to allow only one drawer at a time to extend. Vertical files are equipped with full-extension steel ball-bearing slides on all drawers and integrated drawer pulls. A core-removable lock secures all drawers with one lock assembly ("gang locking"). A keyed-alike option is available. By choosing the keyed-alike option, customers can purchase lock cores for multiple vertical file units, and for other selected virco models with locks, that open by means of a single key. Metal surfaces are available with a powder coat finish. A counterweight is included with each vertical file model to help prevent tipping when drawers are fully extended. An optional conversion bar kit, consisting of two powder coated steel bars, enables letter size vertical files to accommodate legal size files when the files are oriented sideways. For an optional conversion bar kit, specify model CBK.



53VF154D-BLK01	4 letter-sized drawers with lock, 15"W x 26 1/2"D x 52"H. Colors: Char Black	1797.00	1	155.7	14.28		100
-----------------------	---	---------	---	-------	-------	--	-----

ASSEMBLED-TO-ORDER

SOLD IN FULL CARTONS ONLY

Model No.	Description	Unit Price F.O.B. Warehouse	Units Per Carton	Unit Weight	Unit Cube	Fed Ex.	Freight Class
-----------	-------------	-----------------------------------	------------------------	----------------	--------------	------------	------------------

54 SERIES VERTICAL FILES

All steel vertical files come in a total of six 2-drawer, 4-drawer and 5-drawer models with deluxe steel ball bearing slides for organizing letter and legal size documents. All models are equipped with an anti-tip feature to allow only one drawer at a time to extend, and integrated drawer pulls. Vertical files are equipped with full-extension steel ball-bearing slides on all drawers, which also have a pull and label holder. Metal surfaces are available with a powder coat finish. A counterweight is included with each vertical file model to help prevent tipping when drawers are fully extended.



54VF152D-BLK01	15"W x 26½"D x 28½"H, 2 letter-sized drawers with lock. Colors: Char Black	926.00	1	94.0	7.77		100
54VF184D-BLK01	18"W x 26½"D x 52"H, 4 legal-sized drawers with lock. Colors: Char Black	2104.00	1	168.1	16.82		100

MOBILE STORAGE CABINETS

Cabinets have a steel frame. Outer and inner panels are available with a ¾" thick particleboard core with thermofused melamine with ¾" profile T-mold edge banding. A magnetic catch secures each door in a closed position. Each door has a steel disc tumbler lock that pivots up into a slit in the steel frame for secure locking strength. Steel shelves adjust in ½" increments with steel clips that lock into steel adjusting strips. Pull handles are ¾" chromed tubular steel and are recessed in down position and pivot upward and lock in operating position. Cabinets are equipped with (2) 5" swivel casters with a tread lock brake and (2) 5" swivel casters without a brake. Casters have a 2" tread width. Metal surfaces are available with a powder coat finish.



2325-OAK084BLK01-BLK01	48"W x 28"D x 36"H, five 44"W x 24½"D x 3½"H paper drawers. Colors: Medium Oak laminate with Char Black edge/Char Black frame	4031.00	1	261.0	31.52		125
2501-GRY091BLK01-BLK01	48"W x 28"D x 66"H, four adjustable steel shelves, two hinged doors. Colors: Grey Nebula laminate with Char Black edge/Char Black frame	4266.00	3	361.6	58.31		Call
2501-OAK084BLK01-BLK01	48"W x 28"D x 66"H, four adjustable steel shelves, two hinged doors. Colors: Medium Oak laminate with Char Black edge/Char Black frame						
2513-GRY091BLK01-BLK01	48"W x 28"D x 66"H, two adjustable steel shelves, two 13¾"W x 19¾"D x 11½"H file drawers, two one 12" coat rod, 44"W x 24½"D x 3½"H, paper drawers, one 8"W x 11"H vanity mirror, two hinged doors. Colors: Grey Nebula laminate with Char Black edge/Char Black frame	5886.00	1	474.0	55.57		125
2513-OAK084BLK01-BLK01	48"W x 28"D x 66"H, two adjustable steel shelves, two 13¾"W x 19¾"D x 11½"H file drawers, two one 12" coat rod, 44"W x 24½"D x 3½"H, paper drawers, one 8"W x 11"H vanity mirror, two hinged doors. Colors: Medium Oak laminate with Char Black edge/Char Black frame						
2601-GRY091BLK01-BLK01	48"W x 28"D x 72"H, five adjustable steel shelves, two hinged doors. Colors: Grey Nebula laminate with Char Black edge/Char Black frame	4509.00	4	401.5	63.97		Call
2601-OAK084BLK01-BLK01	48"W x 28"D x 72"H, five adjustable steel shelves, two hinged doors. Colors: Medium Oak laminate with Char Black edge/Char Black frame						

53 SERIES METAL STORAGE CABINETS

All steel storage cabinets. Premium construction features include full-length door hinges, a three-point locking system and all-steel 17" x 35½" x ¾" shelves. Shelves are adjustable in ½" increments. Four steel shelf clips are included for use with each adjustable shelf. A core-removable lock controls both doors with one lock assembly ("gang locking"). A Keyed-Alike option is available. By choosing the Keyed-Alike option, customers can purchase lock cores for multiple 53 Series steel storage cabinets, and for other selected Virco models with locks, that open by means of a single key. Metal surfaces are available with a powder coat finish.



53CAB361872-BLK01	36¼"W x 18¼"D x 72¼"H, with six shelves (5 adj.). Colors: Char Black	2070.00	1	169.9	32.44		125
-------------------	---	---------	---	-------	-------	--	-----

53 SERIES WARDROBE TOWERS

All steel storage cabinets. Premium construction features include a garment storage area featuring a coat rod and a locking door. Models are available with a cupboard storage area with an adjustable shelf and a locking door, and two locking file drawers. All-steel 13¾" x 22½" x ¾" shelves. Shelves are adjustable in ½" increments. Four steel shelf clips are included for use with each adjustable shelf. A core-removable lock controls both doors with one lock assembly ("gang locking"). A Keyed-Alike option is available. By choosing the Keyed-Alike option, customers can purchase lock cores for multiple 53 Series steel storage cabinets, and for other selected Virco models with locks, that open by means of a single key. Metal surfaces are available with a powder coat finish.



53TW4-BLK01	24¼"W x 24½"D x 64¼"H, left-side locking garment storage area with coat rod, 2 right-side locking box drawers, file drawer & cupboard. Colors: Char Black	3239.00	1	194.8	25.55		125
-------------	--	---------	---	-------	-------	--	-----



Products on this page are Greenguard® certified.

Virco®

ASSEMBLED-TO-ORDER

SOLD IN FULL CARTONS ONLY

Model No.	Description	Unit Price F.O.B. Warehouse	No. of Ctns. Per Unit	Unit Weight	Unit Cube	Fed Ex.	Freight Class
-----------	-------------	-----------------------------------	-----------------------------	----------------	--------------	------------	------------------

4300 SERIES

Task chairs feature an upholstered seat and back. Model 4300 is available with a gas cylinder for easy seat height adjustment. Model 4301 features a gas cylinder for easy seat height adjustment, and a mechanism that allows independent adjustments of the seat and back. The seats have a contoured plywood core covered with a contoured 100% polyurethane foam cushion. The mechanism attaches to the seat core and allows for independent adjustment of seat height and back location (front to back) by means of a tension knob. Gas cylinder is a gas spring type with a steel cylinder housing. Ball bearings are placed in the housing to allow swivel movement. Five-prong base made of glass-reinforced nylon and are tapered to accept the gas cylinder. Five 2" diameter, dual wheel, hooded swivel casters made of high-impact plastic with steel stems and lock-fit expansion rings. Optional dual wheel, molded nylon soft casters are available; to order, specify U43CAST. Optional press-fit glides with nylon housings and foot pads are available. For optional glides, specify UGLIDE. Optional arms are either adjustable height plastic T-arms or self-skinned urethane wing arms. For optional wing arms, specify 43WARM. For optional T-arms, Specify 43TARM. Seats and backs are available in a variety of upholstery fabrics.



4300-BLK258-BLK01	Seat height adjusts from 17" to 22". Back height is 17". Seat depth is 18½". Overall width shall be 19¾". Maximum overall height is 39". Colors: Black Confetti/Char Black base	578.00	1	31.6	4.82		100
4300-BLU214-BLK01	Seat height adjusts from 17" to 22". Back height is 17". Seat depth is 18½". Overall width shall be 19¾". Maximum overall height is 39". Colors: Navy Confetti/Char Black base						
4301-BLK258-BLK01	Seat height adjusts from 17¾" to 22¾". Back height is 16½". Seat depth shall be 18½". Overall width is 19¾". Maximum overall height is 38". Colors: Black Confetti/Char Black base	616.00	1	34.7	4.82		100
4301-GRY215-BLK01	Seat height adjusts from 17¾" to 22¾". Back height is 16½". Seat depth shall be 18½". Overall width is 19¾". Maximum overall height is 38". Colors: Grey Confetti/Char Black base						
4301-BLU214-BLK01	Seat height adjusts from 17¾" to 22¾". Back height is 16½". Seat depth shall be 18½". Overall width is 19¾". Maximum overall height is 38". Colors: Navy Confetti/Char Black base						



4400 SERIES



4440A-BLK01-BLK01	Black mesh back, molded foam Black fabric seat, Black contoured arms, 4 leg Black steel tube frame, Black nylon floor glides. Seat: 18"D x 18¼"W x 19"H. Colors: Black seat/Black frame	636.00	2	22.5	1.67	*	100
4448A-BLK01	Mid-back, Black Eco leather (PU) upholstery, polished aluminum arms with scuff-resistant arm pads, 5 position tilt lock, tilt tension control, pneumatic seat height adjustment, polished aluminum 27" base, dual wheel casters. Seat: 19½"D x 20½"W x 17½"-20½"H. Colors: Black Eco leather/Aluminum base	1483.00	1	54.0	7.22	*	150
4449A-BLK01	High-back, Black Eco leather (PU) upholstery, polished aluminum arms with scuff-resistant arm pads, 5 position tilt lock, tilt tension control, pneumatic seat height adjustment, polished aluminum 27" base, dual wheel casters. Seat: 19½"D x 20½"W x 17½"-20½"H. Colors: Black Eco leather/Aluminum base	1732.00	1	59.0	7.45	*	150



MESH-BACK OFFICE CHAIRS



4435A-BLK182-BLK01	Management chair, mesh-back, pneumatic seat-height adjustment, 2-to-1 synchro-tilt, adjustable height arms. Black. Colors: Black seat/Char Black base	960.00	1	41.0	5.28		100
--------------------	---	--------	---	------	------	--	-----

MADE-TO-ORDER TABLE OF CONTENTS

CLASSROOM FURNITURE

PAGES 46-94

TABLES

PAGES 95-128

MULTI-PURPOSE CHAIRS

PAGES 129-134

OFFICE & ADMINISTRATION FURNITURE

PAGES 135-145

CAFE TABLES AND SEATING

PAGES 146-151

HANDLING & STORAGE EQUIPMENT

PAGES 152

PRODUCT INDEX

PAGES 153-169

GENERAL INFORMATION (*Stacking Guidelines, Care & Use, Warranty, and much more*)

PAGES 170-171

VIRCO AND THE ENVIRONMENT (*Greenguard®, Leed®, Take-Back Program, and much more*)

PAGES 172-173

2016 MADE-TO-ORDER PRODUCT LISTINGS

Pages 46-152



In this section you will find the full selection of Virco models. Models that have available versions in the STOCKED or ASSEMBLED-TO-ORDER selections are noted. All other models can ship within 4-8 weeks. During our peak season, July and August, some product combinations may take longer.

- Expanded products and color combinations.
- MADE-TO-ORDER models are usually ready within 4 - 8 weeks from order placement.
- Virco's full palette of standard colors and finishes as shown on pages xi - xiii of this price list
- Optional upholstery listed on page xiii may be subject to extended lead-times depending on the material suppliers inventory and/or production schedule.







CLASSROOM FURNITURE

SOLD IN FULL CARTONS ONLY

Model No.	Stocked Models	Assemble to Order Models	Description	Unit Price F.O.B. Warehouse	Units Per Carton	Unit Weight	Unit Cube	Fed Ex.	Freight Class
-----------	----------------	--------------------------	-------------	-----------------------------	------------------	-------------	-----------	---------	---------------

2000 SERIES - 4-Leg Stack Chairs

Tubular steel frame, one-piece molded polypropylene shell, nylon-base swivel glides. Chairs with seat and back pads consist of polyurethane foam covered with fabric. Available options include a ganging device for 18" seat height only. Optional steel-base and felt-base glides are available. Metal surfaces are available chromed or with a powder coat finish.




	2012		✓ pg. 13	12" seat height.	90.00	4	6.5	1.38		150
	2014		✓ pg. 13	14" seat height.	90.00	4	7.0	1.51		150
	2016	✓ pg. 2	✓ pg. 13	16" seat height.	103.00	4	8.0	2.42		150
	2018	✓ pg. 2	✓ pg. 13	18" seat height.	108.00	4	10.9	2.46		150
	2018P			18" seat height, upholstered seat and back pads.	163.00	4	11.5	2.46		150
	2018EL			18½" seat height, extra large shell.	133.00	4	10.9	2.46		150

OPTIONS

Ganging Device - Add "G" to the model no. (e.g., 2018G) (Min. order -100). Available with a 4 - 8 weeks lead time.	22.00								
Steel-Base Glides - Add "SG" to the model no. (e.g., 2018SG). Available with a 4 - 8 weeks lead time unless stated otherwise.	No Upcharge								
Felt-Base Glides - Add "FG" to the model no. (e.g., 2018FG). Available with a 4 - 8 weeks lead time unless stated otherwise.	No Upcharge								



2000 SERIES - Sled-Based Stack Chairs

Tubular steel sled-based legs, one-piece molded polypropylene shell. Metal surfaces are available chromed or with a powder coat finish. For use on carpeted surfaces only.

	2614			14" seat height.	118.00	4	7.6	1.52	*	150
	2616			16" seat height.	133.00	4	9.6	1.95	*	150
	2618		✓ pg. 13	18" seat height.	137.00	4	11.7	2.78	*	250

2000 SERIES - Mobile Task Chairs

Tubular steel legs, one-piece molded polypropylene shell, four 2" dual-wheel swivel casters. Chairs with seat and back pads consist of polyurethane foam covered with fabric. An optional 4-pack of soft-wheel casters is available. Metal surfaces are available chromed or with a powder coat finish. For use on both carpeted and non-carpeted floors.

	2050		✓ pg. 13	18½" seat height.	158.00	2	13.9	5.29	*	150
	2050P			19" seat height, upholstered seat and back pads.	213.00	2	14.6	5.29	*	150

OPTIONS

	U9050CAST			Soft-Wheel Casters (4 pack)	71.00	1	1.0	0.09		65
--	-----------	--	--	-----------------------------	-------	---	-----	------	--	----



Products on this page are Greenguard® certified.

Virco®

CLASSROOM FURNITURE

SOLD IN FULL CARTONS ONLY

Model No.	Stocked Models	Assemble to Order Models	Description	Unit Price F.O.B. Warehouse	Units Per Carton	Unit Weight	Unit Cube	Fed Ex.	Freight Class
-----------	----------------	--------------------------	-------------	-----------------------------	------------------	-------------	-----------	---------	---------------

2000 SERIES - Chair Desks

Tubular steel frame, one-piece molded polypropylene shell. Models are available with a particleboard-core high-pressure laminate work surface with beveled and lacquer-sealed edges. Available with or without a steel-rod bookrack. Nylon-base swivel glides. Optional steel-base and felt-base glides are available. Metal surfaces are available chromed or with a powder coat finish.



2400BR		✓ pg. 13	18" x 24" laminate top, bookrack.	349.00	2	33.5	9.60		300
2400NBR		✓ pg. 13	18" x 24" laminate top, no bookrack.	319.00	2	31.2	9.60		300
2700BR			12" x 20" x 25" laminate top, bookrack.	332.00	2	27.6	8.98		300

OPTIONS

Steel-Base Glides - Add "SG" to the model no. (e.g., 2018SG). Available with a 4 - 8 weeks lead time unless stated otherwise.

No
Upcharge

Felt-Base Glides - Add "FG" to the model no. (e.g., 2018FG). Available with a 4 - 8 weeks lead time unless stated otherwise.

No
Upcharge

2000 SERIES - Sled-Based Chair Desks (18" x 24" Top)

Tubular steel frame, one-piece molded polypropylene shell. A convenient double-entry configuration allows easy seat access from either side of the unit. Models are available with a particleboard-core high-pressure laminate work surface with beveled and lacquer-sealed edges. Available with or without a steel-rod bookrack. Four snap-on nylon glides. Metal surfaces are available chromed.



2440BR			Laminate top, bookrack.	448.00	1	45.8	17.17		300
2440NBR			Laminate top, no bookrack.	418.00	1	43.5	17.17		300

HOW TO ORDER:

- Plastic, top and frame finish colors and color codes are listed on pages xi-xii.
- To order chairs, specify the model number, plastic seat, and frame finish color codes (e.g., 2012-BLU40-CHRM).
- To order combo units, specify the model number, plastic seat, top and frame finish color codes (e.g., 2400BR-BLU40-OAK084CLR-CHRM).

CLASSROOM FURNITURE

SOLD IN FULL CARTONS ONLY

Model No.	Stocked Models	Assemble to Order Models	Description	Unit Price F.O.B. Warehouse	Units Per Carton	Unit Weight	Unit Cube	Fed Ex.	Freight Class
-----------	----------------	--------------------------	-------------	-----------------------------	------------------	-------------	-----------	---------	---------------

I.Q.® SERIES - 4-Leg Stack Chairs

Tubular steel frame, one-piece molded polypropylene shell, nylon-base swivel glides. The I.Q. chair shell is ergonomically contoured for comfort and flexes to accommodate different body types. An optional ganging device is available for 17½" seat-height chairs. Optional steel-base and felt-base glides are available. The chair's metal surfaces are available chromed or with a powder coat finish.

264513			13" seat height	183.00	5	9.4	1.67		150
264515			15½" seat height	197.00	5	11.6	2.09		150
264517			17½" seat height	242.00	4	15.3	3.23		150

OPTIONS

Ganging Device - Add "G" to the model no. (e.g., 264517G) (Min. order -100). Available with a 4 - 8 weeks lead time.	22.00								
Steel-Base Glides - Add "SG" to the model no. (e.g., 264517SG). Available with a 4 - 8 weeks lead time unless stated otherwise.	No Upcharge								
Felt-Base Glides - Add "FG" to the model no. (e.g., 264517FG). Available with a 4 - 8 weeks lead time unless stated otherwise.	No Upcharge								

I.Q.® SERIES - Mobile Task Chairs (Adjustable-Height)

One-piece molded polypropylene shell and pneumatic mechanism for easy seat-height adjustment. Chair swivels 360°. Pedestal base has a five-prong construction. Five 2" hooded swivel casters that enable use on both carpeted and non-carpeted floors. An optional 5-pack of fixed glides and an optional 5-pack of soft-wheel casters are available.

266017GC			16"-20½" seat height	527.00	2	25.9	6.16		100
----------	--	--	----------------------	--------	---	------	------	--	-----

OPTIONS

UGLIDE			Fixed Glides (5 pack).	48.00	1	1.0	0.09		65
U9024CAST			Soft-Wheel Casters (5 pack)	71.00	1	1.3	0.09		65

I.Q.® SERIES - Student Desks

Student desk features an adjustable-height work surface and an open-front book box. 28" x 21½" work surface. Models are available with an FRW™ hard plastic work surface, or a plywood-core high-pressure laminate work surface with beveled and lacquer-sealed edges. Legs adjust work surface height from 22¼" to 30¼" in one-inch increments. The book box is fixed, and consist of injection-molded polypropylene that measures 22"W x 15"D x 5"H. Each leg have a nylon-base swivel glide with an injection-molded, polypropylene sleeve. Optional steel-base and felt-base glides are available. The desk's standard upper frame is available with a powder coat finish. Standard lower legs shall be fully chromed. Dimensions: 28"W x 21½"D x 22¼" to 30¼"H

2800PN			Laminate top	542.00	2	32.5	4.69	*	85
2800PNM			Hard plastic top	592.00	2	36.5	4.69	*	85

OPTIONS

Steel-Base Glides - Add "SG" to the model no. (e.g., 2800PNM SG). Available with a 4 - 8 weeks lead time unless stated otherwise.	No Upcharge								
Felt-Base Glides - Add "FG" to the model no. (e.g., 2800PNM FG). Available with a 4 - 8 weeks lead time unless stated otherwise.	No Upcharge								

HOW TO ORDER:

- Plastic, top and frame finish colors and color codes are listed on pages xi-xii.
- To order chairs, specify the model number, plastic seat, and frame finish color codes (e.g., 264513-RED50-CHRM).
- To order task chairs, specify the model number, plastic seat and base color codes (e.g., 266017GC-RED70-BLK01).
- To order student desks, specify the model number, book box, top and frame finish color codes (e.g., 2800PN-RED50-MPL385CLR-GRY02).



Products on this page are Greenguard® certified.

Virco®

CLASSROOM FURNITURE

SOLD IN FULL CARTONS ONLY

Model No.	Stocked Models	Assemble to Order Models	Description	Unit Price F.O.B. Warehouse	Units Per Carton	Unit Weight	Unit Cube	Fed Ex.	Freight Class
-----------	----------------	--------------------------	-------------	-----------------------------	------------------	-------------	-----------	---------	---------------

3000 SERIES - 4-Leg Stack Chairs

Tubular steel frame, molded Martest 21® or Fortified Recycled Wood™ (FRW™) hard plastic seat and back, nylon-base swivel glides. Optional steel-base and felt-base glides are available. Metal surfaces are available chromed or with a powder coat finish.



3012		✓ pg. 14	12" seat height	192.00	4	11.1	1.38		150
3014	✓ pg. 2	✓ pg. 14	14" seat height	192.00	4	14.6	1.90		150
3016	✓ pg. 2	✓ pg. 14	16" seat height	206.00	4	15.6	2.17		150
3018	✓ pg. 2	✓ pg. 14	16" seat height	211.00	4	19.8	2.89		150

OPTIONS

Steel-Base Glides - Add "SG" to the model no. (e.g., 3018SG). Available with a 4 - 8 weeks lead time unless stated otherwise.

No Upcharge

Felt-Base Glides - Add "FG" to the model no. (e.g., 3018FG). Available with a 4 - 8 weeks lead time unless stated otherwise.

No Upcharge

3000 SERIES - Mobile Task Chairs (Adjustable-Height)

Martest 21® or Fortified Recycled Wood™ (FRW™) hard plastic seat and back, pneumatic cylinder. Chair swivels 360°. Pedestal base has a five-prong construction. Five 2" diameter, dual-wheel, hooded swivel casters. Seat height adjusts from 18" to 22½". An optional 5-pack of fixed glides and an optional 5-pack of soft-wheel casters are available.



3860GC		✓ pg. 14	Task chair	496.00	1	28.1	4.82		100
--------	--	-------------	------------	--------	---	------	------	--	-----

OPTIONS



UGLIDE			Fixed Glides (5 pack).	48.00	1	1.0	0.09		65
U9024CAST			Soft-Wheel Casters (5 pack)	71.00	1	1.3	0.09		65

3000 SERIES - Lab Stools (Adjustable-Height)

Martest 21® or Fortified Recycled Wood™ (FRW™) hard plastic seat and back, pneumatic cylinder. Chair swivels 360°. Pedestal base has a five-prong construction. Adjustable 18" diameter Chrome footring. Five 2" diameter, dual-wheel, hooded swivel casters. Seat height adjusts from 21" to 28¾"; the footring is adjustable from 8¾" to 14¼". The overall height of this unit adjusts from 33½" to 41¼". An optional 5-pack of fixed glides and an optional 5-pack of soft-wheel casters are available.



3860GCLS			Lab stool	571.00	1	34.9	4.82		150
----------	--	--	-----------	--------	---	------	------	--	-----

OPTIONS



UGLIDE			Fixed Glides (5 pack).	48.00	1	1.0	0.09		65
U9024CAST			Soft-Wheel Casters (5 pack)	71.00	1	1.3	0.09		65

3000 Series continued on page 50.

CLASSROOM FURNITURE

SOLD IN FULL CARTONS ONLY

Model No.	Stocked Models	Assemble to Order Models	Description	Unit Price F.O.B. Warehouse	Units Per Carton	Unit Weight	Unit Cube	Fed Ex.	Freight Class
-----------	----------------	--------------------------	-------------	-----------------------------	------------------	-------------	-----------	---------	---------------

3000 SERIES - Chair Desks (18" x 24" Top)

Tubular steel frame, Martest 21® or Fortified Recycled Wood™ (FRW™) hard plastic seat and back. Models are available with an FRW™ hard plastic work surface. Available with or without a steel-rod bookrack. Nylon-base swivel glides. Optional steel-base and felt-base glides are available. Metal surfaces are available chromed or with a powder coat finish.

3400BRM	✓ pg. 2	✓ pg. 15	Hard plastic top, bookrack	470.00	2	46.4	8.98		300
3400NBRM		✓ pg. 15	Hard plastic top, no bookrack	440.00	2	45.9	8.98		300

OPTIONS

Steel-Base Glides - Add "SG" to the model no. (e.g., 3400BRMSG). Available with a 4 - 8 weeks lead time unless stated otherwise.	No Upcharge							
Felt-Base Glides - Add "FG" to the model no. (e.g., 3400BRMFG). Available with a 4 - 8 weeks lead time unless stated otherwise.	No Upcharge							

3000 SERIES - Chair Desks (18" x 21" x 30" Top)

Tubular steel frame, Martest 21® or Fortified Recycled Wood™ (FRW™) hard plastic seat and back. Models are available with an FRW™ hard plastic work surface. Available with or without a steel-rod bookrack. Nylon-base swivel glides. Optional steel-base and felt-base glides are available. Metal surfaces are available chromed or with a powder coat finish.

3400LABRM		✓ pg. 15	Hard plastic top, bookrack	485.00	2	49.2	8.98		300
3400LANBRM			Hard plastic top, no bookrack	455.00	2	47.7	8.98		300

OPTIONS

Steel-Base Glides - Add "SG" to the model no. (e.g., 3400LABRMSG). Available with a 4 - 8 weeks lead time unless stated otherwise.	No Upcharge							
Felt-Base Glides - Add "FG" to the model no. (e.g., 3400LABRMFG). Available with a 4 - 8 weeks lead time unless stated otherwise.	No Upcharge							

3000 SERIES - Sled-Based Chair Desks (18" x 24" Top)

Tubular steel frame, Martest 21® or Fortified Recycled Wood™ (FRW™) hard plastic seat and back. Double-entry configuration allows easy seat access from either side of the unit. Models are available with an FRW™ hard plastic work surface. Available with or without a steel-rod bookrack. Four snap-on nylon glides. Metal surfaces are available chromed.

3640BRM		✓ pg. 15	Hard plastic top, bookrack	711.00	1	55.0	17.17		300
---------	--	-------------	----------------------------	--------	---	------	-------	--	-----

3000 SERIES - Chair Desks (14½" x 20" x 28" Top)

Tubular steel frame, Martest 21® or Fortified Recycled Wood™ (FRW™) hard plastic seat and back. Models are available with an FRW hard plastic work surface. Steel-rod bookrack. Nylon-base swivel glides. Optional steel-base and felt-base glides are available. Metal surfaces are available chromed or with a powder coat finish.

3700BRM	✓ pg. 2	✓ pg. 15	Hard plastic top, bookrack	462.00	2	38.9	8.98		300
---------	------------	-------------	----------------------------	--------	---	------	------	--	-----

OPTIONS

Steel-Base Glides - Add "SG" to the model no. (e.g., 3700BRMSG). Available with a 4 - 8 weeks lead time unless stated otherwise.	No Upcharge							
Felt-Base Glides - Add "FG" to the model no. (e.g., 3700BRMFG). Available with a 4 - 8 weeks lead time unless stated otherwise.	No Upcharge							

HOW TO ORDER:

- Plastic, top and frame finish colors and color codes are listed on pages xi-xii.
- To order chairs, specify the model number, plastic seat, and frame finish color codes (e.g., 3012-BLU40-CHRM).
- To order task chairs, specify the model number, plastic seat, frame and base color codes (e.g., 3860GC-BLU40-CHRM-BLK01).
- To order combo units, specify the model number, plastic seat, top and frame finish color codes (e.g., 3400BRM-BLU40-BRN96-CHRM).



Products on this page are Greenguard® certified.

Virco®

CLASSROOM FURNITURE

SOLD IN FULL CARTONS ONLY

Model No.	Stocked Models	Assemble to Order Models	Description	Unit Price F.O.B. Warehouse	Units Per Carton	Unit Weight	Unit Cube	Fed Ex.	Freight Class
-----------	----------------	--------------------------	-------------	-----------------------------	------------------	-------------	-----------	---------	---------------

9000 SERIES - 4-Leg Stack Chairs

Tubular steel frame, one-piece molded polypropylene shell, nylon-base swivel glides. Chairs with seat and back pads consist of polyurethane foam covered with fabric. Available options include a ganging device for 18" seat height only. Optional steel-base and felt-base glides are available. Metal surfaces are available chromed or with a powder coat finish.



9010		✓ pg. 16	10" seat height	90.00	4	6.5	1.04	*	150
9012	✓ pg. 2	✓ pg. 16	12" seat height	90.00	4	7.1	1.38	*	150
9014	✓ pg. 2	✓ pg. 16	14" seat height	90.00	4	7.9	1.51		150
9016	✓ pg. 2	✓ pg. 16	16" seat height	103.00	4	9.9	2.09		150
9018	✓ pg. 3	✓ pg. 16	18" seat height	108.00	4	11.6	2.61		150
9018P			18" seat height, upholstered seat and back pads.	163.00	4	12.5	2.61		150

OPTIONS

Ganging Device - Add "G" to the model no. (e.g., 9018G) (Min. order -100). Available with a 4 - 8 weeks lead time.	22.00					
Steel-Base Glides - Add "SG" to the model no. (e.g., 9018SG). Available with a 4 - 8 weeks lead time unless stated otherwise.	No Upcharge					
Felt-Base Glides - Add "FG" to the model no. (e.g., 9018FG). Available with a 4 - 8 weeks lead time unless stated otherwise.	No Upcharge					

9000 SERIES - Sled-Based Stack Chairs

Tubular steel sled-based legs, one-piece molded polypropylene shell. Metal surfaces are available chromed or with a powder coat finish. For use on carpeted surfaces only.



9612			12" seat height	118.00	4	7.1	1.37		150
9614		✓ pg. 16	14" seat height	118.00	4	7.5	1.51		150
9616		✓ pg. 16	16" seat height	133.00	4	9.2	1.89		150
9618		✓ pg. 16	18" seat height	137.00	4	9.8	2.78	*	250

9000 Series continued on page 52.

CLASSROOM FURNITURE

SOLD IN FULL CARTONS ONLY

Model No.	Stocked Models	Assemble to Order Models	Description	Unit Price F.O.B. Warehouse	Units Per Carton	Unit Weight	Unit Cube	Fed Ex.	Freight Class
-----------	----------------	--------------------------	-------------	-----------------------------	------------------	-------------	-----------	---------	---------------

9000 SERIES - Mobile Task Chairs

Tubular steel legs, one-piece molded polypropylene shell, four 2" dual-wheel swivel casters. Chairs with seat and back pads consist of polyurethane foam covered with fabric. An optional 4-pack of soft-wheel casters is available. Metal surfaces are available chromed or with a powder coat finish. For use on both carpeted and non-carpeted floors.



9050		✓ pg. 17	18" seat height	158.00	2	14.0	5.29	*	150
9050P		✓ pg. 17	18" seat height, upholstered seat and back pads.	213.00	2	14.9	5.29		150

OPTIONS



U9050CAST			Soft-Wheel Casters (4 pack)	71.00	1	1.0	0.09		65
-----------	--	--	-----------------------------	-------	---	-----	------	--	----

9000 SERIES - Mobile Task Chairs (Adjustable-Height)

One-piece molded polypropylene shell, pneumatic cylinder. Models are available with seat and back pads consisting of polyurethane foam covered with fabric. Chair swivels 360°. Pedestal base has a five-prong construction. Five 2" diameter, dual-wheel, hooded swivel casters. Seat height adjusts from 18" to 22½". The overall height is adjustable from 30¼" to 34½". An optional 5-pack of fixed glides and an optional 5-pack of soft-wheel casters are available.



9260PGC		✓ pg. 17	18" to 22½" seat height, upholstered seat and back pads.	448.00	1	21.1	4.82		100
---------	--	-------------	--	--------	---	------	------	--	-----

OPTIONS



UGLIDE			Fixed Glides (5 pack).	48.00	1	1.0	0.09		65
--------	--	--	------------------------	-------	---	-----	------	--	----



U9024CAST			Soft-Wheel Casters (5 pack)	71.00	1	1.3	0.09		65
-----------	--	--	-----------------------------	-------	---	-----	------	--	----

9000 SERIES - Lab Stools

One-piece molded polypropylene shell, pneumatic cylinder. Chair swivels 360°. Pedestal base has a five-prong construction. Adjustable 18" diameter Chrome footring. Five 2" diameter, dual-wheel, hooded swivel casters. Seat height adjusts from 20¾" to 28½"; the footring is adjustable from 8¾" to 14½". The overall height is adjustable from 33¾" to 41½". An optional 5-pack of fixed glides and an optional 5-pack of soft-wheel casters are available.



9260GCLS			20¾" to 28½" seat height	468.00	1	27.2	4.82		100
----------	--	--	--------------------------	--------	---	------	------	--	-----

OPTIONS



UGLIDE			Fixed Glides (5 pack).	48.00	1	1.0	0.09		65
--------	--	--	------------------------	-------	---	-----	------	--	----



U9024CAST			Soft-Wheel Casters (5 pack)	71.00	1	1.3	0.09		65
-----------	--	--	-----------------------------	-------	---	-----	------	--	----

9000 SERIES - Chair Desks

Tubular steel frame, one-piece molded polypropylene shell. Models are available with an FRW™ hard plastic work surface, or a particleboard-core high-pressure laminate work surface with beveled and lacquer-sealed edges. Available with or without a steel-rod bookrack. Nylon-base swivel glides. Optional steel-base and felt-base glides are available. Metal surfaces are available chromed or with a powder coat finish.



9400BR	✓ pg. 3	✓ pg. 17	18" x 24" laminate top, bookrack.	349.00	2	34.5	8.98		300
9400NBR		✓ pg. 17	18" x 24" laminate top, no bookrack.	319.00	2	32.6	8.98		300
9400BRM			18" x 24" hard plastic top, bookrack.	399.00	2	38.5	8.98		300
9400NBRM			18" x 24" hard plastic top, no bookrack.	369.00	2	36.5	8.98		300



Products on this page are Greenguard® certified.

Virco®

CLASSROOM FURNITURE

SOLD IN FULL CARTONS ONLY

Model No.	Stocked Models	Assemble to Order Models	Description	Unit Price F.O.B. Warehouse	Units Per Carton	Unit Weight	Unit Cube	Fed Ex.	Freight Class
-----------	----------------	--------------------------	-------------	-----------------------------	------------------	-------------	-----------	---------	---------------

9000 SERIES - Chair Desks continued



9400LABR		✓ pg. 17	15" x 24" x 30" laminate top, bookrack	364.00	2	36.8	8.98		300
----------	--	-------------	--	--------	---	------	------	--	-----



9400LANBR			15" x 24" x 30" laminate top, no bookrack	333.00	2	35.8	8.98		300
-----------	--	--	---	--------	---	------	------	--	-----



9400LABRM			15" x 24" x 30" hard plastic top, bookrack	414.00	2	39.6	8.98		300
-----------	--	--	--	--------	---	------	------	--	-----



9400LANBRM			15" x 24" x 30" hard plastic top, no bookrack	384.00	2	38.6	8.98		300
------------	--	--	---	--------	---	------	------	--	-----



9700BR	✓ pg. 3	✓ pg. 17	20" x 25½" x 12" laminate top, bookrack	332.00	2	27.5	8.98		300
--------	------------	-------------	---	--------	---	------	------	--	-----



9700BRLH			20" x 25½" x 12" laminate top, bookrack, left-handed	332.00	2	27.5	8.98		300
----------	--	--	--	--------	---	------	------	--	-----



9700BRM			20" x 25½" x 12" hard plastic top, bookrack	382.00	2	31.5	8.98		300
---------	--	--	---	--------	---	------	------	--	-----

OPTIONS

Steel-Base Glides - Add "SG" to the model no. (e.g., 9400LABRSG). Available with a 4 - 8 weeks lead time unless stated otherwise.	No Upcharge								
Felt-Base Glides - Add "FG" to the model no. (e.g., 9400LABRFG). Available with a 4 - 8 weeks lead time unless stated otherwise.	No Upcharge								

9000 SERIES - Sled-Based Chair Desks (18" x 24" Top)

Tubular steel frame, one-piece molded polypropylene shell. A convenient double-entry configuration allows easy seat access from either side of the unit. Models are available with an FRW™ hard plastic work surface, or a particleboard-core high-pressure laminate work surface with beveled and lacquer-sealed edges. Available with or without a steel-rod bookrack. Four snap-on nylon glides. Metal surfaces are available chromed.



9640BR		✓ pg. 18	Laminate top, bookrack	448.00	1	42.7	17.17		300
--------	--	-------------	------------------------	--------	---	------	-------	--	-----



9640NBR			Laminate top, no bookrack	418.00	1	40.4	17.17		300
---------	--	--	---------------------------	--------	---	------	-------	--	-----



9640BRM			Hard plastic top, bookrack	498.00	1	44.6	17.17		300
---------	--	--	----------------------------	--------	---	------	-------	--	-----



9640NBRM			Hard plastic top, no bookrack	472.00	1	42.3	17.17		300
----------	--	--	-------------------------------	--------	---	------	-------	--	-----

HOW TO ORDER:

- Plastic, top and frame finish colors and color codes are listed on pages xi-xii.
- To order chairs, specify the model number, plastic seat, and frame finish color codes (e.g., 9012-RED70-CHRM).
- To order task and lab chairs with upholstered seat and back pads, specify the model number, plastic seat, upholstery, frame and base color codes (e.g., 9260PGC-BLU51-BLU204-CHRM-BLK01).
- To order task and lab chairs, specify the model number, plastic seat, frame and base color codes (e.g., 9260GCLS-BLU51-CHRM-BLK01).
- To order combo units, specify the model number, plastic seat, top and frame finish color codes (e.g., 9400BR-BLU40-MPL385CLR-CHRM).








CLASSROOM FURNITURE

SOLD IN FULL CARTONS ONLY

Model No.	Stocked Models	Assemble to Order Models	Description	Unit Price F.O.B. Warehouse	Units Per Carton	Unit Weight	Unit Cube	Fed Ex.	Freight Class
-----------	----------------	--------------------------	-------------	-----------------------------	------------------	-------------	-----------	---------	---------------

ANALOGY™ SERIES - 4-Leg Stack Chairs

Tubular steel frame, one-piece molded polypropylene shell, nylon-base swivel glides. Optional steel-base and felt-base glides are available. Metal surfaces are available chromed or with a powder coat finish.



AN12			12" seat height	130.00	5	8.2	1.45		150
AN14		✓ pg. 18	14" seat height	130.00	5	8.4	1.54		150
AN16		✓ pg. 18	16" seat height	150.00	5	11.2	2.08		150
AN18	✓ pg. 3	✓ pg. 18	18" seat height	170.00	4	12.2	2.84		150
AN18EL	✓ pg. 3		18½" seat height, extra large shell.	195.00	4	13.7	3.13		150

OPTIONS

Steel-Base Glides - Add "SG" to the model no. (e.g., AN18SG). Available with a 4 - 8 weeks lead time unless stated otherwise.	No Upcharge					
Felt-Base Glides - Add "FG" to the model no. (e.g., AN18FG). Available with a 4 - 8 weeks lead time unless stated otherwise.	No Upcharge					

ANALOGY™ SERIES - 4-Leg Stack Chairs with Civitas Frame

Tubular steel frame, one-piece molded polypropylene shell, nylon-base swivel glides. Optional steel-base and felt-base glides are available. Metal surfaces are available chromed or with a powder coat finish.




CA18EL			18" seat height, extra large shell, Civitas leg frame.	144.00	4	14.4	3.13	*	150
CA18ELC			18" seat height, extra large shell, Civitas leg frame, casters.	194.00	2	16.9	5.99	*	150

OPTIONS

Steel-Base Glides - Add "SG" to the model no. (e.g., CA18ELSG). Available with a 4 - 8 weeks lead time unless stated otherwise.	No Upcharge					
Felt-Base Glides - Add "FG" to the model no. (e.g., CA18ELFG). Available with a 4 - 8 weeks lead time unless stated otherwise.	No Upcharge					

ANALOGY™ SERIES - Cantilever Chairs

Tubular steel frame, one-piece molded polypropylene shell. Four nylon, swiveling, self-leveling nylon-base glides, two of which cover the ends of the frame tubes. Optional swiveling, self-leveling steel-base and felt-base glides are available. Metal surfaces are available chromed or with a powder coat finish. Standard with Graphite color glides only.

ANCANT14			13½" seat height	140.00	2	12.7	3.23		300
ANCANT16			16" seat height	160.00	2	15.0	4.16		300
ANCANT18			17½" seat height	180.00	2	17.9	5.99		300



CLASSROOM FURNITURE

SOLD IN FULL CARTONS ONLY

Model No.	Stocked Models	Assemble to Order Models	Description	Unit Price F.O.B. Warehouse	Units Per Carton	Unit Weight	Unit Cube	Fed Ex.	Freight Class
-----------	----------------	--------------------------	-------------	-----------------------------	------------------	-------------	-----------	---------	---------------

ANALOGY™ SERIES - Cantilever Chairs continued



ANCANT18EL			18½" seat height, extra large shell.	205.00	2	20.0	5.99		300
------------	--	--	--------------------------------------	--------	---	------	------	--	-----

OPTIONS

Steel-Base Glides - Add "SG" to the model no. (e.g., ANCANT14SG). Available with a 4 - 8 weeks lead time unless stated otherwise.

No Upcharge

Felt-Base Glides - Add "FG" to the model no. (e.g., ANCANT14FG). Available with a 4 - 8 weeks lead time unless stated otherwise.

No Upcharge

ANALOGY™ SERIES - Rocking Chairs

Tubular steel frame, one-piece molded polypropylene shell with color-coordinated glides. Four nylon glides, two of which cover the ends of the frame tubes. Recommended for use on carpeted surfaces only. This model also has optional rear bump glides designed for environments where limited motion may be desired, such as areas for children with severe sensory integration problems or Autism. Models with the optional rear bump glides come standard with Graphite color glides. Metal surfaces are available chromed.



ANROCK14			12½" seat height	156.00	2	12.5	3.23		150
ANROCK16			14½" seat height	163.00	2	14.9	4.16		150
ANROCK18			17½" seat height	186.00	2	21.7	5.95		250
ANROCK18EL			17½" seat height, extra large shell.	211.00	2	23.4	5.95		250

OPTIONS

Bump Glides - Add "BG" to the model no. (e.g., ANROCK18BG). Available with a 4 - 8 weeks lead time unless stated otherwise.

No Upcharge

ANALOGY™ SERIES - Mobile Task Chairs

One-piece molded polypropylene shell, pneumatic cylinder. Chair swivels 360°. Pedestal base has a five-prong construction. Five 2" diameter, dual-wheel, hooded swivel casters. An optional 5-pack of fixed glides and an optional 5-pack of soft-wheel casters are available.



ANTASK16			12½" to 15½" seat height	421.00	1	19.3	3.73		100
ANTASK18		✓ pg. 18	15½" to 20½" seat height	441.00	1	24.6	4.82		100
ANTASK18EL			15½" to 20½" seat height, extra large shell.	466.00	1	26.3	4.82		100

OPTIONS



UGLIDE			Fixed Glides (5 pack).	48.00	1	1.0	0.09		65
U9024CAST			Soft-Wheel Casters (5 pack)	71.00	1	1.3	0.09		65

Analogy Series continued on page 56.

CLASSROOM FURNITURE

SOLD IN FULL CARTONS ONLY

Model No.	Stocked Models	Assemble to Order Models	Description	Unit Price F.O.B. Warehouse	Units Per Carton	Unit Weight	Unit Cube	Fed Ex.	Freight Class
-----------	----------------	--------------------------	-------------	-----------------------------	------------------	-------------	-----------	---------	---------------

ANALOGY™ SERIES - Lab Stools

One-piece molded polypropylene shell, pneumatic cylinder. Chair swivels 360°. Pedestal base has a five-prong construction. Adjustable 18" diameter Chrome footring. Five 2" diameter, dual-wheel, hooded swivel casters. Seat height adjusts from 19 $\frac{1}{8}$ " to 26 $\frac{1}{8}$ "; the footring is adjustable from 8 $\frac{1}{2}$ " to 14 $\frac{1}{2}$ ". The overall height is adjustable from 33 $\frac{1}{2}$ " to 40 $\frac{1}{2}$ ". An optional 5-pack of fixed glides and an optional 5-pack of soft-wheel casters are available.



ANLAB			Lab stool.	546.00	1	28.6	4.82		100
ANLABEL			Lab stool, extra large shell.	571.00	1	30.3	4.82		100

OPTIONS



UGLIDE			Fixed Glides (5 pack).	48.00	1	1.0	0.09		65
U9024CAST			Soft-Wheel Casters (5 pack)	71.00	1	1.3	0.09		65

ANALOGY™ SERIES - Chair Desks (19 $\frac{3}{8}$ " x 25 $\frac{3}{8}$ " Top)

Tubular steel frame, one-piece molded polypropylene shell. Models are available with an FRW™ hard plastic work surface, or a particleboard-core high-pressure laminate work surface with beveled and lacquer-sealed edges. Models are also available with work surfaces that have an optional urethane-based Sure Edge® finish. Available right-handed or left-handed, and with or without a steel-rod bookrack. Nylon-base swivel glides. Optional steel-base and felt-base glides are available. Metal surfaces are available chromed or with a powder coat finish. Seat height is 18". Overall dimensions: 36 $\frac{1}{2}$ "D x 25 $\frac{3}{8}$ "W x 32 $\frac{3}{8}$ "H. Body Clearance: 16 $\frac{1}{2}$ ".

Laminate Top - Bookrack



ANC1			Laminate top, bookrack, right-handed.	545.00	2	32.8	10.28		300
ANC1AE			Laminate top, bookrack, Sure Edge® finish, right-handed.	585.00	2	32.8	10.28		300
ANC1LH			Laminate top, bookrack, left-handed.	545.00	2	33.2	10.28		300
ANC1LHAE			Laminate top, bookrack, Sure Edge finish, left-handed.	585.00	2	33.2	10.28		300
ANC2			Laminate top, bookrack, backpack hanger, right-handed.	565.00	2	33.7	10.28		300
ANC2AE			Laminate top, bookrack, backpack hanger, Sure Edge finish, right-handed.	605.00	2	33.7	10.28		300
ANC2LH			Laminate top, bookrack, backpack hanger, left-handed.	565.00	2	33.7	10.28		300
ANC2LHAE			Laminate top, bookrack, backpack hanger, Sure Edge finish, left-handed.	605.00	2	33.7	10.28		300

Laminate Top - No Bookrack



ANC3			Laminate top, no bookrack, right-handed.	515.00	2	30.2	10.28		300
ANC3AE			Laminate top, no bookrack, Sure Edge finish, right-handed.	555.00	2	30.2	10.28		300
ANC3LH			Laminate top, no bookrack, left-handed.	515.00	2	30.2	10.28		300
ANC3LHAE			Laminate top, no bookrack, Sure Edge finish, left-handed.	555.00	2	30.6	10.28		300
ANC4			Laminate top, no bookrack, backpack hanger, right-handed.	535.00	2	30.7	10.28		300
ANC4AE			Laminate top, no bookrack, backpack hanger, Sure Edge finish, right-handed.	575.00	2	30.7	10.28		300
ANC4LH			Laminate top, no bookrack, backpack hanger, left-handed.	535.00	2	30.7	10.28		300
ANC4LHAE			Laminate top, no bookrack, backpack hanger, Sure Edge finish, left-handed.	575.00	2	30.7	10.28		300

Extra Large Shell - Laminate Top - Bookrack



ANCEL1			Laminate top, bookrack, extra large shell, right-handed.	570.00	2	34.9	10.28		300
ANCEL1AE			Laminate top, bookrack, extra large shell, Sure Edge finish, right-handed.	610.00	2	34.2	10.28		300
ANCEL1LH			Laminate top, bookrack, extra large shell, left-handed.	570.00	2	34.2	10.28		300
ANCEL1LHAE			Laminate top, bookrack, extra large shell, Sure Edge finish, left-handed.	610.00	2	34.2	10.28		300
ANCEL2			Laminate top, bookrack, backpack hanger, extra large shell, right-handed.	590.00	2	34.7	10.28		300
ANCEL2AE			Laminate top, bookrack, backpack hanger, extra large shell, Sure Edge finish, right-handed.	630.00	2	34.7	10.28		300
ANCEL2LH			Laminate top, bookrack, backpack hanger, extra large shell, left-handed.	590.00	2	34.7	10.28		300
ANCEL2LHAE			Laminate top, bookrack, backpack hanger, extra large shell, Sure Edge finish, left-handed.	630.00	2	34.7	10.28		300



Products on this page are Greenguard® certified.

Virco®



CLASSROOM FURNITURE

SOLD IN FULL CARTONS ONLY



Model No.	Stocked Models	Assemble to Order Models	Description	Unit Price F.O.B. Warehouse	Units Per Carton	Unit Weight	Unit Cube	Fed Ex.	Freight Class
-----------	----------------	--------------------------	-------------	-----------------------------	------------------	-------------	-----------	---------	---------------

ANALOGY™ SERIES - Chair Desks (19³/₈" x 25³/₈" Top) continued



Extra Large Shell - Laminate Top - No Bookrack

	ANCEL3		Laminate top, no bookrack, extra large shell, right-handed.	540.00	2	32.3	10.28		300
	ANCEL3AE		Laminate top, no bookrack, extra large shell, Sure Edge finish, right-handed.	580.00	2	32.3	10.28		300
	ANCEL3LH		Laminate top, no bookrack, extra large shell, left-handed.	540.00	2	31.6	10.28		300
	ANCEL3LHAE		Laminate top, no bookrack, extra large shell, Sure Edge finish, left-handed.	580.00	2	31.6	10.28		300
	ANCEL4		Laminate top, no bookrack, backpack hanger, extra large shell, right-handed.	560.00	2	36.1	10.28		300
	ANCEL4AE		Laminate top, no bookrack, backpack hanger, extra large shell, Sure Edge finish, right-handed.	600.00	2	36.1	10.28		300
	ANCEL4LH		Laminate top, no bookrack, backpack hanger, extra large shell, left-handed.	560.00	2	36.1	10.28		300
	ANCEL4LHAE		Laminate top, no bookrack, backpack hanger, extra large shell, Sure Edge finish, left-handed.	600.00	2	36.1	10.28		300



Hard Plastic Top - Bookrack

	ANC1M		Hard plastic top, bookrack, right-handed.	595.00	2	36.9	10.28		300
	ANC1LHM		Hard plastic top, bookrack, left-handed.	595.00	2	36.9	10.28		300
	ANC2M		Hard plastic top, bookrack, backpack hanger, right-handed.	615.00	2	37.4	10.28		300
	ANC2LHM		Hard plastic top, bookrack, backpack hanger, left-handed.	615.00	2	37.4	10.28		300



Hard Plastic Top - No Bookrack

	ANC3M		Hard plastic top, no bookrack, right-handed.	565.00	2	34.3	10.28		300
	ANC3LHM		Hard plastic top, no bookrack, left-handed.	565.00	2	34.3	10.28		300
	ANC4M		Hard plastic top, no bookrack, backpack hanger, right-handed.	585.00	2	34.8	10.28		300
	ANC4LHM		Hard plastic top, no bookrack, backpack hanger, left-handed.	585.00	2	34.8	10.28		300

Extra Large Shell - Hard Plastic Top - Bookrack

	ANCEL1M		Hard plastic top, bookrack, extra large shell, right-handed.	620.00	2	38.9	10.28		300
	ANCEL1LHM		Hard plastic top, bookrack, extra large shell, left-handed.	620.00	2	38.9	10.28		300
	ANCEL2M		Hard plastic top, bookrack, backpack hanger, extra large shell, right-handed.	640.00	2	39.4	10.28		300
	ANCEL2LHM		Hard plastic top, bookrack, backpack hanger, extra large shell, left-handed.	640.00	2	39.4	10.28		300

Extra Large Shell - Hard Plastic Top - No Bookrack

	ANCEL3M		Hard plastic top, no bookrack, extra large shell, right-handed.	590.00	2	36.3	10.28		300
	ANCEL3LHM		Hard plastic top, no bookrack, extra large shell, left-handed.	590.00	2	36.3	10.28		300
	ANCEL4M		Hard plastic top, no bookrack, backpack hanger, extra large shell, left-handed.	610.00	2	36.8	10.28		300
	ANCEL4LHM		Hard plastic top, no bookrack, backpack hanger, extra large shell, right-handed.	610.00	2	36.8	10.28		300

OPTIONS

Steel-Base Glides - Add "SG" to the model no. (e.g., ANC1MSG). Available with a 4 - 8 weeks lead time unless stated otherwise.	No Upcharge
Felt-Base Glides - Add "FG" to the model no. (e.g., ANC1MFG). Available with a 4 - 8 weeks lead time unless stated otherwise.	No Upcharge

Analogy Series continued on page 58.

CLASSROOM FURNITURE

SOLD IN FULL CARTONS ONLY

Model No.	Stocked Models	Assemble to Order Models	Description	Unit Price F.O.B. Warehouse	Units Per Carton	Unit Weight	Unit Cube	Fed Ex.	Freight Class
-----------	----------------	--------------------------	-------------	-----------------------------	------------------	-------------	-----------	---------	---------------

ANALOGY™ SERIES - Sled-Based Chair Desks (19³/₈" x 25³/₈" Top)

Tubular steel frame, one-piece molded polypropylene shell. A convenient double-entry configuration allows easy seat access from either side of the unit. Models are available with an FRW™ hard plastic work surface, or a particleboard-core high-pressure laminate work surface with beveled and lacquer-sealed edges. Models are also available with work surfaces that have an optional urethane-based Sure Edge® finish. Available with or without a steel-rod bookrack. An optional backpack hanger is available. Four snap-on nylon glides. Metal surfaces are available chromed. Seat height is 18¹/₂". 39³/₈"D x 25³/₈"W x 33³/₈"H. Body Clearance: 16²⁹/₃₂".

Laminate Top - Bookrack

ANS1			Laminate top, bookrack.	580.00	1	Call	Call		300
ANS1AE			Laminate top, bookrack, Sure Edge finish.	620.00	1	Call	Call		300
ANS2			Laminate top, bookrack, backpack hanger.	600.00	1	Call	Call		300
ANS2AE			Laminate top, bookrack, backpack hanger, Sure Edge finish.	640.00	1	Call	Call		300

Laminate Top - No Bookrack

ANS3			Laminate top, no bookrack.	550.00	1	Call	Call		300
ANS3AE			Laminate top, no bookrack, Sure Edge finish.	590.00	1	Call	Call		300
ANS4			Laminate top, no bookrack, backpack hanger.	570.00	1	Call	Call		300
ANS4AE			Laminate top, no bookrack, backpack hanger, Sure Edge finish.	610.00	1	Call	Call		300

Extra Large Shell - Laminate Top - Bookrack

ANSEL1			Laminate top, bookrack, extra large shell.	605.00	1	47.5	20.23		300
ANSEL1AE			Laminate top, bookrack, extra large shell, Sure Edge finish.	645.00	1	47.5	20.23		300
ANSEL2			Laminate top, bookrack, backpack hanger, extra large shell.	625.00	1	48.0	20.23		300
ANSEL2AE			Laminate top, bookrack, backpack hanger, extra large shell, Sure Edge finish.	665.00	1	51.0	20.23		300

Extra Large Shell - Laminate Top - No Bookrack

ANSEL3			Laminate top, no bookrack, extra large shell.	575.00	1	45.1	20.23		300
ANSEL3AE			Laminate top, no bookrack, extra large shell, Sure Edge finish.	615.00	1	45.1	20.23		300
ANSEL4			Laminate top, no bookrack, backpack hanger, extra large shell.	595.00	1	45.6	20.23		300
ANSEL4AE			Laminate top, no bookrack, backpack hanger, extra large shell, Sure Edge finish.	635.00	1	45.6	20.23		300

Hard Plastic Top - Bookrack

ANS1M			Hard plastic top, bookrack.	630.00	1	Call	Call		300
ANS2M			Hard plastic top, bookrack, backpack hanger.	650.00	1	Call	Call		300

Hard Plastic Top - No Bookrack

ANS3M			Hard plastic top, no bookrack.	600.00	1	Call	Call		300
ANS4M			Hard plastic top, no bookrack, backpack hanger.	620.00	1	Call	Call		300

Extra Large Shell - Hard Plastic Top - Bookrack

ANSEL1M			Hard plastic top, bookrack, extra large shell.	655.00	1	51.0	20.23		300
ANSEL2M			Hard plastic top, bookrack, backpack hanger, extra large shell.	675.00	1	51.5	20.23		300

Extra Large Shell - Hard Plastic Top - No Bookrack

ANSEL3M			Hard plastic top, no bookrack, extra large shell.	625.00	1	48.6	20.23		300
ANSEL4M			Hard plastic top, no bookrack, backpack hanger, extra large shell.	645.00	1	49.1	20.23		300

ANALOGY™ SERIES - Articulating Tablet Arm Chair Desks (21¹/₄" x 15" x 10⁵/₈" Top)

Tubular steel frame, one-piece molded polypropylene shell. Models are available with a plywood-core high-pressure laminate work surface with beveled and lacquer-sealed edges. Available right-handed or left-handed, and with a steel-rod bookrack. Nylon-base swivel glides. Optional steel-base and felt-base glides are available. Standard with Graphite glide sleeves only. Metal surfaces are available chromed or with a powder coat finish. Seat height is 18". Overall dimensions: 28¹/₁₆"D x 22¹/₁₆"W x 32³/₁₆"H. Body Clearance: 16¹/₂".

ANTEL1			Laminate top, bookrack, extra large shell, right-handed.	526.00	1	34.8	14.63		300
ANTEL1LH			Laminate top, bookrack, extra large shell, left-handed.	526.00	1	34.8	14.63		300

OPTIONS

Steel-Base Glides - Add "SG" to the model no. (e.g., ANTEL1SG). Available with a 4 - 8 weeks lead time unless stated otherwise.	No Upcharge
Felt-Base Glides - Add "FG" to the model no. (e.g., ANTEL1FG). Available with a 4 - 8 weeks lead time unless stated otherwise.	No Upcharge



Products on this page are Greenguard® certified.

Virco®

CLASSROOM FURNITURE

SOLD IN FULL CARTONS ONLY

Model No.	Stocked Models	Assemble to Order Models	Description	Unit Price F.O.B. Warehouse	Units Per Carton	Unit Weight	Unit Cube	Fed. Ex.	Freight Class
-----------	----------------	--------------------------	-------------	-----------------------------	------------------	-------------	-----------	----------	---------------

ANALOGY™ SERIES - Fixed Tablet Arm Chair Desks (21¾" x 22¼" x 7¼" Top)

Tubular steel frame, one-piece molded polypropylene shell. Models are available with a plywood-core high-pressure laminate work surface with beveled and lacquer-sealed edges. Available right-handed or left-handed, and with a steel-rod bookrack. Nylon-base swivel glides. Optional steel-base and felt-base glides are available. Standard with Graphite glide sleeves only. Metal surfaces are available chromed or with a powder coat finish. Seat height is 18". Overall dimensions: 32½"D x 22"W x 31½"H. Body Clearance: 16".

ANTFEL1			Laminate top, bookrack, extra large shell, right-handed.	526.00	1	38.9	14.63		300
ANTFEL1LH			Laminate top, bookrack, extra large shell, left-handed.	526.00	1	38.9	14.63		300

OPTIONS

Steel-Base Glides - Add "SG" to the model no. (e.g., ANTFEL1SG). Available with a 4 - 8 weeks lead time unless stated otherwise.

No Upcharge

Felt-Base Glides - Add "FG" to the model no. (e.g., ANTFEL1FG). Available with a 4 - 8 weeks lead time unless stated otherwise.

No Upcharge

ANALOGY™ SERIES - Agile Combo Units (19⅞" x 32½" Top) Collaborative Learning Top

Tubular steel frame, ergonomically contoured polypropylene Analogy™ shell, twin-wheel soft caster on each front leg for enhanced mobility and a compression-brake ("sit-lock") feature. Work surface is hexagon-shaped to support collaborative grouping of desks. Models are available with an FRW™ hard plastic work surface, or a particleboard-core high-pressure laminate work surface with beveled and lacquer-sealed edges. Available right-handed or left-handed, and with or without a steel-rod bookrack. An optional cup holder, bookrack and backpack hanger are available. Each rear leg shall have a rubber-base swivel glide. Metal surfaces are available chromed or with a powder coat finish. Seat height is 17½".

Laminate Top - Bookrack - Backpack Hanger

ACA1CT			Laminate top, bookrack, right-handed.	434.00	2	36.4	14.07		300
ACA1LHCT			Laminate top, bookrack, left-handed.	434.00	2	35.7	14.07		300
ACA2CT			Laminate top, bookrack, backpack hanger, right-handed.	454.00	2	36.9	14.07		300
ACA2LHCT			Laminate top, bookrack, backpack hanger, left-handed.	454.00	2	36.2	14.07		300

Laminate Top - No Bookrack - Backpack Hanger

ACA3CT			Laminate top, no bookrack, right-handed.	404.00	2	33.1	14.07		300
ACA3LHCT			Laminate top, no bookrack, left-handed.	404.00	2	33.1	14.07		300
ACA4CT			Laminate top, no bookrack, backpack hanger, right-handed.	424.00	2	33.6	14.07		300
ACA4LHCT			Laminate top, no bookrack, backpack hanger, left-handed.	424.00	2	33.6	14.07		300

Laminate Top - Bookrack - Backpack Hanger - Extra Large Shell

ACAEL1CT			Laminate top, bookrack, extra large shell, right-handed.	459.00	2	37.4	14.07		300
ACAEL1LHCT			Laminate top, bookrack, extra large shell, left-handed.	459.00	2	36.7	14.07		300
ACAEL2CT			Laminate top, bookrack, backpack hanger, extra large shell, right-handed.	479.00	2	37.9	14.07		300
ACAEL2LHCT			Laminate top, bookrack, backpack hanger, extra large shell, left-handed.	479.00	2	37.2	14.07		300

Laminate Top - No Bookrack - Backpack Hanger - Extra Large Shell

ACAEL3CT			Laminate top, no bookrack, extra large shell, right-handed.	390.00	2	34.1	14.07		300
ACAEL3LHCT			Laminate top, no bookrack, extra large shell, left-handed.	390.00	2	34.1	14.07		300
ACAEL4CT			Laminate top, no bookrack, backpack hanger, extra large shell, right-handed.	449.00	2	34.6	14.07		300
ACAEL4LHCT			Laminate top, no bookrack, backpack hanger, extra large shell, left-handed.	449.00	2	34.6	14.07		300

Hard Plastic Top - Bookrack - Backpack Hanger

ACA1CTM			Hard plastic top, bookrack, right-handed.	484.00	2	40.9	14.07		300
ACA1LHCTM			Hard plastic top, bookrack, left-handed.	484.00	2	42.2	14.07		300
ACA2CTM			Hard plastic top, bookrack, backpack hanger, right-handed.	504.00	2	42.7	14.07		300
ACA2LHCTM			Hard plastic top, bookrack, backpack hanger, left-handed.	504.00	2	42.7	14.07		300

Hard Plastic Top - No Bookrack - Backpack Hanger

ACA3CTM			Hard plastic top, no bookrack, right-handed.	454.00	2	39.6	14.07		300
ACA3LHCTM			Hard plastic top, no bookrack, left-handed.	454.00	2	39.6	14.07		300
ACA4CTM			Hard plastic top, no bookrack, backpack hanger, right-handed.	474.00	2	40.1	14.07		300
ACA4LHCTM			Hard plastic top, no bookrack, backpack hanger, left-handed.	474.00	2	40.1	14.07		300

Analogy Series continued on page 60.

CLASSROOM FURNITURE

SOLD IN FULL CARTONS ONLY

Model No.	Stocked Models	Assemble to Order Models	Description	Unit Price F.O.B. Warehouse	Units Per Carton	Unit Weight	Unit Cube	Fed Ex.	Freight Class
-----------	----------------	--------------------------	-------------	-----------------------------	------------------	-------------	-----------	---------	---------------

ANALOGY™ SERIES - Agile Combo Units (19⁷/₈" x 32¹/₂" Top) Collaborative Learning Top continued

Extra Large Shell - Hard Plastic Top - Bookrack

ACAE1CTM			Hard plastic top, bookrack, extra large shell, right-handed.	509.00	2	43.2	14.07		300
ACAE1LHCTM			Hard plastic top, bookrack, extra large shell, left-handed.	509.00	2	43.2	14.07		300
ACAE2CTM			Hard plastic top, bookrack, backpack hanger, extra large shell, right-handed.	529.00	2	43.7	14.07		300
ACAE2LHCTM			Hard plastic top, bookrack, backpack hanger, extra large shell, left-handed.	529.00	2	43.7	14.07		300

Extra Large Shell - Hard Plastic Top - No Bookrack

ACAE3CTM			Hard plastic top, no bookrack, extra large shell, right-handed.	479.00	2	40.6	14.07		300
ACAE3LHCTM			Hard plastic top, no bookrack, extra large shell, left-handed.	479.00	2	40.6	14.07		300
ACAE4CTM			Hard plastic top, no bookrack, backpack hanger, extra large shell, right-handed.	499.00	2	39.8	14.07		300
ACAE4LHCTM			Hard plastic top, no bookrack, backpack hanger, extra large shell, left-handed.	499.00	2	41.1	14.07		300

ANALOGY™ SERIES - Agile Combo Units with Civitas frame (32¹/₂"W x 19⁷/₈"D Top)

Tubular steel frame, ergonomically contoured polypropylene Analogy™ shell, twin-wheel soft caster on each front leg for enhanced mobility and a compression-brake ("sit-lock") feature. Models are available with seat pads consisting of polyurethane foam covered with fabric. Models are available with an FRW™ hard plastic work surface, or a particleboard-core high-pressure laminate work surface with beveled and lacquer-sealed edges. Available right-handed or left-handed, and with or without a steel-rod bookrack. An optional backpack hanger is available. Each rear leg shall have a rubber-base swivel glide. Metal surfaces are available chromed or with a powder coat finish. Seat height is 17¹/₈".

Laminate Top - Bookrack

ACCA1CT			Laminate top, bookrack, right-handed.	394.00	2	35.9	14.07		300
ACCA1LHCT			Laminate top, bookrack, left-handed.	394.00	2	35.9	14.07		300
ACCA2CT			Laminate top, bookrack, backpack hanger, right-handed.	414.00	2	36.4	14.07		300
ACCA2LHCT			Laminate top, bookrack, backpack hanger, left-handed.	414.00	2	36.4	14.07		300

Laminate Tops - No Bookrack

ACCA3CT			Laminate top, no bookrack, right-handed.	364.00	2	30.7	14.07		300
ACCA3LHCT			Laminate top, no bookrack, left-handed.	364.00	2	30.7	14.07		300
ACCA4CT			Laminate top, no bookrack, backpack hanger, right-handed.	384.00	2	31.2	14.07		300
ACCA4LHCT			Laminate top, no bookrack, backpack hanger, left-handed.	384.00	2	31.2	14.07		300

Extra Large Shell - Laminate Top - Bookrack

ACCAEL1CT			Laminate top, bookrack, extra large shell, right-handed.	419.00	2	38.0	14.07		300
ACCAEL1LHCT			Laminate top, bookrack, extra large shell, left-handed.	419.00	2	38.0	14.07		300
ACCAEL2CT			Laminate top, bookrack, backpack hanger, extra large shell, right-handed.	439.00	2	38.5	14.07		300
ACCAEL2LHCT			Laminate top, bookrack, backpack hanger, extra large shell, left-handed.	439.00	2	38.5	14.07		300

Extra Large Shell - Laminate Tops - No Bookracks

ACCAEL3CT			Laminate top, no bookrack, extra large shell, right-handed.	389.00	2	32.8	14.07		300
ACCAEL3LHCT			Laminate top, no bookrack, extra large shell, left-handed.	389.00	2	32.8	14.07		300
ACCAEL4CT			Laminate top, no bookrack, backpack hanger, extra large shell, right-handed.	409.00	2	33.3	14.07		300
ACCAEL4LHCT			Laminate top, no bookrack, backpack hanger, extra large shell, left-handed.	409.00	2	33.3	14.07		300

Hard Plastic Top - Bookrack - Backpack Hanger

ACCA1CTM			Hard plastic top, bookrack, right-handed.	444.00	2	41.6	14.07		300
ACCA1LHCTM			Hard plastic top, bookrack, left-handed.	444.00	2	40.3	14.07		300
ACCA2CTM			Hard plastic top, bookrack, backpack hanger, right-handed.	464.00	2	40.8	14.07		300
ACCA2LHCTM			Hard plastic top, bookrack, backpack hanger, left-handed.	464.00	2	40.8	14.07		300



Products on this page are Greenguard® certified.

Virco®

CLASSROOM FURNITURE

SOLD IN FULL CARTONS ONLY

Model No.	Stocked Models	Assemble to Order Models	Description	Unit Price F.O.B. Warehouse	Units Per Carton	Unit Weight	Unit Cube	Fed Ex.	Freight Class
-----------	----------------	--------------------------	-------------	-----------------------------	------------------	-------------	-----------	---------	---------------

ANALOGY™ SERIES - Agile Combo Units with Civitas frame (32½"W x 19⅞"D Top) continued

Hard Plastic Top - No Bookrack - Backpack Hanger

ACCA3CTM			Hard plastic top, no bookrack, right-handed.	414.00	2	35.1	14.07		300
ACCA3LHCTM			Hard plastic top, no bookrack, left-handed.	414.00	2	35.1	14.07		300
ACCA4CTM			Hard plastic top, no bookrack, backpack hanger, right-handed.	434.00	2	35.6	14.07		300
ACCA4LHCTM			Hard plastic top, no bookrack, backpack hanger, left-handed.	434.00	2	35.6	14.07		300

Hard Plastic Top - Bookrack - Backpack Hanger - Extra Large Shell

ACCAEL1CTM			Hard plastic top, bookrack, extra large shell, right-handed.	469.00	2	35.2	14.07		300
ACCAEL1LHCTM			Hard plastic top, bookrack, extra large shell, left-handed.	469.00	2	42.4	14.07		300
ACCAEL2CTM			Hard plastic top, bookrack, backpack hanger, extra large shell, right-handed.	489.00	2	42.9	14.07		300
ACCAEL2LHCTM			Hard plastic top, bookrack, backpack hanger, extra large shell, left-handed.	489.00	2	42.9	14.07		300

Hard Plastic Top - No Bookrack - Backpack Hanger - Extra Large Shell

ACCAEL3CTM			Hard plastic top, no bookrack, extra large shell, right-handed.	439.00	2	32.6	14.07		300
ACCAEL3LHCTM			Hard plastic top, no bookrack, extra large shell, left-handed.	439.00	2	37.2	14.07		300
ACCAEL4CTM			Hard plastic top, no bookrack, backpack hanger, extra large shell, right-handed.	459.00	2	33.1	14.07		300
ACCAEL4LHCTM			Hard plastic top, no bookrack, backpack hanger, extra large shell, left-handed.	459.00	2	37.7	14.07		300

HOW TO ORDER:

- Plastic, top and frame finish colors and color codes are listed on pages xi-xii.
- To order chairs, specify the model number, plastic seat, and frame finish color codes (e.g., AN18-BLU50-CHRM).
- To order task and lab chairs, specify the model number, plastic seat and base color codes (e.g., ANTASK18-BLU50-BLK01).
- To order combo units, specify the model number, plastic seat, top and frame finish color codes (e.g., ANCEL4LHM-BLU50-BRN38-CHRM).








CLASSROOM FURNITURE

SOLD IN FULL CARTONS ONLY

Model No.	Stocked Models	Assemble to Order Models	Description	Unit Price F.O.B. Warehouse	Units Per Carton	Unit Weight	Unit Cube	Fed Ex.	Freight Class
-----------	----------------	--------------------------	-------------	-----------------------------	------------------	-------------	-----------	---------	---------------

N2 SERIES - 4-Leg Stack Chairs

Tubular steel frame, one-piece molded polypropylene shell, nylon-base swivel glides. Available options include a ganging device for 18" seat height only. Optional steel-base and felt-base glides are available. Metal surfaces are available chromed or with a powder coat finish.


	N212	✓ pg. 3	✓ pg. 18	12" seat height	90.00	4	6.5	1.38		150
	N214	✓ pg. 3	✓ pg. 18	14½" seat height	90.00	4	7.0	1.51	*	150
	N216	✓ pg. 3	✓ pg. 18	16½" seat height	103.00	4	8.0	2.42		250
	N218	✓ pg. 3	✓ pg. 18	18" seat height	108.00	4	11.0	2.46		150
	N218EL	✓ pg. 3		18" seat height Extra large shell	133.00	4	12.2	2.46		150

OPTIONS

Ganging Device - Add "G" to the model no. (e.g., N218G) (Min. order -100). Available with a 4 - 8 weeks lead time.	22.00					
Steel-Base Glides - Add "SG" to the model no. (e.g., N218SG). Available with a 4 - 8 weeks lead time unless stated otherwise.	No Upcharge					
Felt-Base Glides - Add "FG" to the model no. (e.g., N218FG). Available with a 4 - 8 weeks lead time unless stated otherwise.	No Upcharge					

N2 SERIES - Mobile Task Chairs

Tubular steel legs, one-piece molded polypropylene shell, four 2" dual-wheel swivel casters. An optional 4-pack of soft-wheel casters is available. Metal surfaces are available chromed or with a powder coat finish. For use on both carpeted and non-carpeted floors.


	N250			18" seat height	158.00	2	14.4	5.29	*	250
	N250EL			18¼" seat height, extra large shell.	183.00	2	15.2	5.29	*	250

OPTIONS



U9050CAST			Soft-Wheel Casters (4 pack)	71.00	1	1.0	0.09		65
-----------	--	--	-----------------------------	-------	---	-----	------	--	----

N2 SERIES - Mobile Task Chairs (Adjustable-Height)

One-piece molded polypropylene shell, pneumatic cylinder. Chair swivels 360°. Pedestal base has a five-prong construction. Five 2" diameter, dual-wheel, hooded swivel casters. An optional 5-pack of fixed glides and an optional 5-pack of soft-wheel casters are available.


	N260GC			18½" to 22½" seat height	393.00	2	33.7	6.01	*	100
	N260ELGC			18¾" to 22¾" seat height, extra large shell.	418.00	2	34.5	6.01	*	100

OPTIONS



	UGLIDE			Fixed Glides (5 pack).	48.00	1	1.0	0.09		65
	U9024CAST			Soft-Wheel Casters (5 pack)	71.00	1	1.3	0.09		65

N2 SERIES - Lab Stools

One-piece molded polypropylene shell, pneumatic cylinder. Chair swivels 360°. Pedestal base has a five-prong construction. Adjustable 18" diameter Chrome footring. Five 2" diameter, dual-wheel, hooded swivel casters. An optional 5-pack of fixed glides and an optional 5-pack of soft-wheel casters are available.

	N260GCLS			22¾" to 28½" seat height	468.00	1	35.1	5.32	*	100
	N260ELGCLS			22¾" to 27¾" seat height, extra large shell.	493.00	1	36.0	5.32	*	100

OPTIONS

	UGLIDE			Fixed Glides (5 pack).	48.00	1	1.0	0.09		65
	U9024CAST			Soft-Wheel Casters (5 pack)	71.00	1	1.3	0.09		65



CLASSROOM FURNITURE

SOLD IN FULL CARTONS ONLY

Model No.	Stocked Models	Assemble to Order Models	Description	Unit Price F.O.B. Warehouse	Units Per Carton	Unit Weight	Unit Cube	Fed Ex.	Freight Class
-----------	----------------	--------------------------	-------------	-----------------------------	------------------	-------------	-----------	---------	---------------

N2 SERIES - Chair Desks

Tubular steel frame, one-piece molded polypropylene shell. Models are available with an FRW™ hard plastic work surface, or a particleboard-core high-pressure laminate work surface with beveled and lacquer-sealed edges. Available with or without a steel-rod bookrack. Nylon-base swivel glides. Optional steel-base and felt-base glides are available. Metal surfaces are available chromed or with a powder coat finish.



N240BR			18" x 24" laminate top, bookrack.	349.00	2	36.8	10.11		300
N240NBR			18" x 24" laminate top, no bookrack.	246.00	2	34.3	10.10		300
N240BRM			18" x 24" hard plastic top, bookrack.	399.00	2	40.3	10.11		300
N240NBRM			18" x 24" hard plastic top, no bookrack.	296.00	2	36.4	10.10		300
N240ELBR			18" x 24" laminate top, extra large shell, bookrack.	301.00	2	36.2	10.70		300
N240ELNBR			18" x 24" laminate top, extra large shell, no bookrack.	271.00	2	33.7	10.70		300
N240ELBRM			18" x 24" hard plastic top, extra large shell, bookrack.	351.00	2	39.7	10.70		300
N240ELNBRM			18" x 24" hard plastic top, extra large shell, no bookrack.	321.00	2	36.4	10.70		300
N270BR			12" x 20" x 25" laminate top, bookrack.	332.00	2	29.9	8.58		300
N270BRM			12" x 20" x 25" hard plastic top, bookrack.	382.00	2	36.6	8.58		300
N270ELBR			12" x 20" x 25" laminate top, extra large shell, bookrack.	286.00	2	31.4	10.70		300
N270ELBRM			12" x 20" x 25" hard plastic top, extra large shell, bookrack.	336.00	2	38.1	10.70		300

OPTIONS

Steel-Base Glides - Add "SG" to the model no. (e.g., N240BRSG). Available with a 4 - 8 weeks lead time unless stated otherwise.	No Upcharge					
Felt-Base Glides - Add "FG" to the model no. (e.g., N240BRFG). Available with a 4 - 8 weeks lead time unless stated otherwise.	No Upcharge					

HOW TO ORDER:

- Plastic, top and frame finish colors and color codes are listed on pages xi-xii.
- To order chairs, specify the model number, plastic seat, and frame finish color codes (e.g., N218-BLU50-CHRM).
- To order task and lab chairs, specify the model number, plastic seat and base color codes (e.g., N260GC-BLU50-BLK01).
- To order combo units, specify the model number, plastic seat, top and frame finish color codes (e.g., N240BRM-BLU50-BRN38-CHRM).

CLASSROOM FURNITURE

SOLD IN FULL CARTONS ONLY

Model No.	Stocked Models	Assemble to Order Models	Description	Unit Price F.O.B. Warehouse	Units Per Carton	Unit Weight	Unit Cube	Fed Ex.	Freight Class
-----------	----------------	--------------------------	-------------	-----------------------------	------------------	-------------	-----------	---------	---------------

METAPHOR® SERIES - 4-Leg Stack Chairs

Tubular steel frame, one-piece molded polypropylene shell, nylon-base swivel glides. Available options include a ganging device for 18" seat height only. Optional steel-base and felt-base glides are available. Metal surfaces are available chromed or with a powder coat finish.



N912		✓ pg. 19	12½" seat height	130.00	5	9.7	1.06		100
N914		✓ pg. 19	14½" seat height	130.00	5	10.3	1.30		100
N916	✓ pg. 3	✓ pg. 19	16½" seat height	150.00	4	13.0	2.11		125
N918	✓ pg. 3	✓ pg. 19	18" seat height	170.00	4	14.7	2.69		150

OPTIONS

Ganging Device - Add "G" to the model no. (e.g., N918G) (Min. order -100). Available with a 4 - 8 weeks lead time unless stated otherwise.	22.00	
Steel-Base Glides - Add "SG" to the model no. (e.g., N918SG). Available with a 4 - 8 weeks lead time unless stated otherwise.	No Upcharge	
Felt-Base Glides - Add "FG" to the model no. (e.g., N918FG). Available with a 4 - 8 weeks lead time unless stated otherwise.	No Upcharge	

METAPHOR® SERIES - Mobile Task Chairs

One-piece molded polypropylene shell, pneumatic cylinder. Chair swivels 360°. Pedestal base has a five-prong construction. Five 2" diameter, dual-wheel, hooded swivel casters. An optional 5-pack of fixed glides and an optional 5-pack of soft-wheel casters are available.



N9TASK16			13¾" to 16¾" seat height.	421.00	1	20.9	3.73		100
N9TASK18	✓ pg. 3	✓ pg. 19	15"-19¾" seat height.	441.00	1	24.8	4.82		150

OPTIONS



UGLIDE			Fixed Glides (5 pack).	48.00	1	1.0	0.09		65
U9024CAST			Soft-Wheel Casters (5 pack)	71.00	1	1.3	0.09		65

METAPHOR® SERIES - Lab Stools

One-piece molded polypropylene shell, pneumatic cylinder. Chair swivels 360°. Pedestal base has a five-prong construction. Adjustable 18" diameter Chrome footring. Five 2" diameter, dual-wheel, hooded swivel casters. Seat height adjusts from 20¾" to 28½"; the footring is adjustable from 8" to 14". The overall height is adjustable from 32" to 39½". An optional 5-pack of fixed glides and an optional 5-pack of soft-wheel casters are available.



N9LAB		✓ pg. 19	Lab stool.	546.00	1	29.8	4.82		125
-------	--	-------------	------------	--------	---	------	------	--	-----

OPTIONS



UGLIDE			Fixed Glides (5 pack).	48.00	1	1.0	0.09		65
U9024CAST			Soft-Wheel Casters (5 pack)	71.00	1	1.3	0.09		65



CLASSROOM FURNITURE

SOLD IN FULL CARTONS ONLY

Model No.	Stocked Models	Assemble to Order Models	Description	Unit Price F.O.B. Warehouse	Units Per Carton	Unit Weight	Unit Cube	Fed Ex.	Freight Class
-----------	----------------	--------------------------	-------------	-----------------------------	------------------	-------------	-----------	---------	---------------

METAPHOR® SERIES - Chair Desks (21¼" x 15⅝" Top)

Tubular steel frame, one-piece molded polypropylene shell. Models are available with a left-handed or right-handed work surface. Models are available with a plywood-core high-pressure laminate work surface with beveled and lacquer-sealed edges. Available with or without a steel-rod bookrack. Optional steel-base and felt-base glides are available. Metal surfaces are available chromed or with a powder coat finish. Seat height is 17²⁹/₃₂". Overall dimensions: 32¹³/₃₂"D x 22¹⁷/₃₂"W x 31¹/₈"H. Body Clearance: 16".



N918TAF			No bookrack	471.00	1	33.2	13.67		300
N918TAFBR			Bookrack	501.00	1	35.9	13.67		300

OPTIONS

Steel-Base Glides - Add "SG" to the model no. (e.g., N918TAFSG). Available with a 4 - 8 weeks lead time unless stated otherwise.

No Upcharge

Felt-Base Glides - Add "FG" to the model no. (e.g., N918TAFSG). Available with a 4 - 8 weeks lead time unless stated otherwise.

No Upcharge

METAPHOR® SERIES - Chair Desks

Tubular steel frame, one-piece molded polypropylene shell. Models are available with an FRW™ hard plastic work surface, or a particleboard-core high-pressure laminate work surface with beveled and lacquer-sealed edges. Available with or without a steel-rod bookrack and backpack hanger. Nylon-base swivel glides. Optional steel-base and felt-base glides are available. Metal surfaces are available chromed or with a powder coat finish. Seat height 18". Work Surface (19⅝" x 25⅝") Overall dimensions: 36¾"D x 25⅝"W x 31"H. Body Clearance: 16".



N9COBR			Laminate top Bookrack	545.00	2	37.1	10.22		300
N9CONBR		✓ pg. 19	Laminate top No Bookrack	515.00	2	34.5	10.22		300
N9COBRM			Hard Plastic top Bookrack	595.00	2	41.2	10.22		300
N9CONBRM			Hard Plastic top No Bookrack	565.00	2	38.6	10.22		300

OPTIONS

Steel-Base Glides - Add "SG" to the model no. (e.g., N9COBRSG). Available with a 4 - 8 weeks lead time unless stated otherwise.

No Upcharge

Felt-Base Glides - Add "FG" to the model no. (e.g., N9COBRFG). Available with a 4 - 8 weeks lead time unless stated otherwise.

No Upcharge

HOW TO ORDER:

- Plastic, top and frame finish colors and color codes are listed on pages xi-xii.
- To order chairs, specify the model number, plastic seat, and frame finish color codes (e.g., N912-RED70-CHRM).
- To order task and lab chairs, specify the model number, plastic seat, frame and base color codes (e.g., N9TASK18-BLU51-CHRM-BLK01).
- To order combo units, specify the model number, plastic seat, top and frame finish color codes (e.g., N9COBR-BLU40-OAK084CLR-CHRM).










CLASSROOM FURNITURE

SOLD IN FULL CARTONS ONLY

Model No.	Stocked Models	Assemble to Order Models	Description	Unit Price F.O.B. Warehouse	Units Per Carton	Unit Weight	Unit Cube	Fed Ex.	Freight Class
-----------	----------------	--------------------------	-------------	-----------------------------	------------------	-------------	-----------	---------	---------------

SAGE™ SERIES - 4-Leg Stack Chairs

Tubular steel frame, one-piece molded polypropylene shell, nylon-base swivel glides. Available options include a ganging device for 18" seat height only. Some models are available with a seat pad that consists of polyurethane foam covered with fabric. Optional steel-base and felt-base glides are available. Metal surfaces are available chromed or with a powder coat finish.




SG410			10" seat height.	227.00	5	7.7	1.10		125
SG413			13" seat height.	227.00	5	9.4	1.54		125
SG415		✓ pg. 20	15" seat height.	232.00	5	11.2	2.08		150
SG418	✓ pg. 3	✓ pg. 20	18" seat height.	259.00	4	15.5	3.13		150
SG418P			18" seat height, upholstered padded seat.	319.00	4	16.9	3.13		150
SG419		✓ pg. 20	19" seat height.	285.00	4	16.0	3.56		150
SG419P			19" seat height, upholstered padded seat.	345.00	4	17.4	3.56		150

OPTIONS

Ganging Device - Add "G" to the model no. (e.g., SG418G) (Min. order -100). Available with a 4 - 8 weeks lead time unless stated otherwise.	22.00
Steel-Base Glides - Add "SG" to the model no. (e.g., SG418SG). Available with a 4 - 8 weeks lead time unless stated otherwise.	No Upcharge
Felt-Base Glides - Add "FG" to the model no. (e.g., SG418FG). Available with a 4 - 8 weeks lead time unless stated otherwise.	No Upcharge

SAGE™ SERIES - 4-Leg Stack Chairs with Civitas Frame

Tubular steel frame, one-piece molded polypropylene shell, nylon-base swivel glides. Available in 18" seat heights. Models are available with a seat pad that consists of polyurethane foam covered with fabric. Models with a seat pad include the letter P. Optional steel-base and felt-base glides are available. NOTE: For standard and optional glides, glide sleeves are available only in Virco's Graphite color. Models are available with twin-wheel, locking swivel casters. Models with casters include the letter C. Metal surfaces are available chromed or with a powder coat finish.

CS18		✓ pg. 20	18" seat height.	190.00	4	14.3	3.13	*	150
CS18C			18" seat height, casters.	240.00	2	16.6	5.99	*	150
CS18P			18" seat height, upholstered padded seat.	250.00	2	17.8	5.99	*	150
CS18PC			18" seat height, upholstered padded seat, casters.	300.00	2	18.1	5.99	*	150

OPTIONS

Steel-Base Glides - Add "SG" to the model no. (e.g., CS18SG). Available with a 4 - 8 weeks lead time unless stated otherwise.	No Upcharge
Felt-Base Glides - Add "FG" to the model no. (e.g., CS18FG). Available with a 4 - 8 weeks lead time unless stated otherwise.	No Upcharge



Products on this page are Greenguard® certified.

Virco®

CLASSROOM FURNITURE

SOLD IN FULL CARTONS ONLY

Model No.	Stocked Models	Assemble to Order Models	Description	Unit Price F.O.B. Warehouse	Units Per Carton	Unit Weight	Unit Cube	Fed. Ex.	Freight Class
-----------	----------------	--------------------------	-------------	-----------------------------	------------------	-------------	-----------	----------	---------------

SAGE™ SERIES - Cantilever Chairs

Tubular steel frame, one-piece molded polypropylene shell. Four nylon, swiveling, self-leveling nylon-base glides, two of which cover the ends of the frame tubes. Optional swiveling, self-leveling steel-base and felt-base glides are available. 18" models are available with a seat pad that consists of polyurethane foam covered with fabric. Metal surfaces are available chromed or with a powder coat finish. Standard with Graphite color glides only.

SGCANT13			13" seat height.	238.00	2	12.0	3.23		250
SGCANT15			16" seat height.	243.00	2	14.9	4.16		250
SGCANT18		✓ pg. 20	18" seat height.	270.00	2	18.9	5.99		250
SGCANT18P			18" seat height, upholstered padded seat.	330.00	2	20.4	5.99		250

OPTIONS

Steel-Base Glides - Add "SG" to the model no. (e.g. SGCANT18SG). Available with a 4 - 8 weeks lead time unless stated otherwise.

No Upcharge

Felt-Base Glides - Add "FG" to the model no. (e.g., SGCANT18FG). Available with a 4 - 8 weeks lead time unless stated otherwise.

No Upcharge

SAGE™ SERIES - Rocking Chairs

Tubular steel frame, one-piece molded polypropylene shell with color-coordinated glides. Four nylon glides, two of which cover the ends of the frame tubes. Recommended for use on carpeted surfaces only; however, an optional factory-installed felt strip on the bottom of each leg is available for flooring applications where a felt contact surface is appropriate. Models are available with optional rear bump glides designed for environments where limited motion may be desired, such as areas for children with severe sensory integration problems or Autism. Models with the optional rear bump glides come standard with Graphite color glides. Metal surfaces are available chromed. Models are available with tubular steel arms and molded polypropylene armrests.

SGROCK13			13" seat height.	321.00	2	12.1	3.23		150
SGROCK13A			13" seat height, armrests.	351.00	2	16.7	3.55		150
SGROCK15			15" seat height.	326.00	2	14.8	4.16		150
SGROCK15A			15" seat height, armrests.	356.00	2	19.3	3.55		150
SGROCK18			17" seat height.	377.00	2	22.3	5.95		250
SGROCK18A			17" seat height, armrests.	407.00	2	27.0	5.84		150

OPTIONS

Felt Strip on Each Leg - Add "FG" to the model no. (e.g., SGROCK18FG). Available with a 4 - 8 weeks lead time unless stated otherwise.

No Upcharge

Bump Glides - Add "BG" to the model no. (e.g., SGROCK18BG). Available with a 4 - 8 weeks lead time unless stated otherwise.

No Upcharge

Sage Series continued on page 68.

CLASSROOM FURNITURE

SOLD IN FULL CARTONS ONLY

Model No.	Stocked Models	Assemble to Order Models	Description	Unit Price F.O.B. Warehouse	Units Per Carton	Unit Weight	Unit Cube	Fed Ex.	Freight Class
-----------	----------------	--------------------------	-------------	-----------------------------	------------------	-------------	-----------	---------	---------------

SAGE™ SERIES - Mobile Task Chairs

One-piece molded polypropylene shell, pneumatic cylinder. Chair swivels 360°. Pedestal base has a five-prong construction. Five 2" diameter, dual-wheel, hooded swivel casters. An optional 5-pack of fixed glides and an optional 5-pack of soft-wheel casters are available. Models are available with tubular steel arms and molded polypropylene armrests. Models are available with a seat pad that consists of polyurethane foam covered with fabric.



SGTASK18		✓ pg. 20	16"-20½" seat height.	454.00	1	25.3	4.82		100
SGTASK18A			16"-20½" seat height, armrests.	484.00	2	32.5	6.63		150
SGTASK18AP			16"-20½" seat height, armrests, upholstered padded seat.	544.00	2	34.0	6.63		150
SGTASK18P	✓ pg. 4		16"-20½" seat height, upholstered padded seat.	514.00	1	26.8	4.82		100

OPTIONS



UGLIDE			Fixed Glides (5 pack).	48.00	1	1.0	0.09		65
U9024CAST			Soft-Wheel Casters (5 pack)	71.00	1	1.3	0.09		65

SAGE™ SERIES - Lab Stools

One-piece molded polypropylene shell, pneumatic cylinder. Chair swivels 360°. Pedestal base has a five-prong construction. Adjustable 18" diameter Chrome footring. Five 2" diameter, dual-wheel, hooded swivel casters. Models are available with a seat pad that consists of polyurethane foam covered with fabric. Seat height adjusts from 19½" to 27"; the footring is adjustable from 8" to 14". The overall height is adjustable from 34½" to 42". An optional 5-pack of fixed glides and an optional 5-pack of soft-wheel casters are available.



SGLAB		✓ pg. 20	Lab stool.	567.00	1	29.3	4.82		100
SGLABP	✓ pg. 4		Lab stool, upholstered padded seat.	627.00	1	30.8	4.82		100

OPTIONS



UGLIDE			Fixed Glides (5 pack).	48.00	1	1.0	0.09		65
U9024CAST			Soft-Wheel Casters (5 pack)	71.00	1	1.3	0.09		65



CLASSROOM FURNITURE

SOLD IN FULL CARTONS ONLY

Model No.	Stocked Models	Assemble to Order Models	Description	Unit Price F.O.B. Warehouse	Units Per Carton	Unit Weight	Unit Cube	Fed Ex.	Freight Class
-----------	----------------	--------------------------	-------------	-----------------------------	------------------	-------------	-----------	---------	---------------

SAGE™ SERIES - Chair Desks (19³/₈" x 25³/₈" Top)

Tubular steel frame, one-piece molded polypropylene shell. Models are available with a left-handed or right-handed work surface. Models are available with an FRW™ hard plastic work surface. Models are available with a seat pad that consists of polyurethane foam covered with fabric. Available with or without a steel-rod bookrack and backpack hanger. Nylon-base swivel glides. Optional steel-base and felt-base glides are available. Metal surfaces are available chromed or with a powder coat finish. Seat height 18". Overall dimensions: 39³/₈"D x 25³/₈"W x 32¹/₂"H. Body Clearance: 16¹/₂".



SGCOBRM			Right-handed, bookrack.	756.00	2	38.0	10.55		300
SGCONBRM			Right-handed, no bookrack.	726.00	2	35.4	10.55		300
SGCOLHBRM			Left-handed, bookrack.	756.00	2	38.0	10.55		300
SGCOLHNBRM			Left-handed, no bookrack.	726.00	2	35.4	10.55		300

OPTIONS

Steel-Base Glides - Add "SG" to the model no. (e.g., SGCOBRMSG). Available with a 4 - 8 weeks lead time unless stated otherwise.

No Upcharge

Felt-Base Glides - Add "FG" to the model no. (e.g., SGCOBRMFG). Available with a 4 - 8 weeks lead time unless stated otherwise.

No Upcharge

SAGE™ SERIES - Chair Desks (19⁷/₈" x 32¹/₂" Top) Collaborative Learning Top

Tubular steel frame, one-piece molded polypropylene shell. Work surface is hexagon-shaped to support collaborative grouping of desks. Models are available with an FRW™ hard plastic work surface, or a particleboard-core high-pressure laminate work surface with beveled and lacquer-sealed edges. Models are also available with work surfaces that have an optional urethane-based Sure Edge® finish. Available right-handed or left-handed, and with or without a steel-rod bookrack. An optional cup holder, bookrack and backpack hanger are available. Standard with Graphite glide sleeves only. Metal surfaces are available chromed or with a powder coat finish. Seat height is 17¹/₈". Overall dimensions: 34¹/₈"D x 22"W x 31¹/₈"H. Body Clearance: 16¹/₂".

Laminate Top - Bookrack

SGC1CT			Laminate top, bookrack, right-handed.	700.00	2	36.7	14.44		300
SGC1LHCT			Laminate top, bookrack, left-handed.	700.00	2	36.7	14.44		300
SGC1CTAE			Laminate top, bookrack, Sure Edge finish, right-handed.	740.00	2	36.7	14.44		300
SGC1LHCTAE			Laminate top, bookrack, Sure Edge finish, left-handed.	740.00	2	36.7	14.44		300
SGC2CT			Laminate top, bookrack, backpack hanger, right-handed.	720.00	2	37.2	14.44		300
SGC2LHCT			Laminate top, bookrack, backpack hanger, left-handed.	720.00	2	37.2	14.44		300
SGC2CTAE			Laminate top, bookrack, backpack hanger, Sure Edge, right-handed.	760.00	2	37.2	14.44		300
SGC2LHCTAE			Laminate top, bookrack, backpack hanger, Sure Edge, left-handed.	760.00	2	37.2	14.44		300

Laminate Top - No Bookrack

SGC3CT			Laminate top, no bookrack, right-handed.	670.00	2	34.1	14.44		300
SGC3LHCT			Laminate top, no bookrack, left-handed.	670.00	2	34.1	14.44		300
SGC3CTAE			Laminate top, no bookrack, Sure Edge, right-handed.	710.00	2	34.1	14.44		300
SGC3LHCTAE			Laminate top, no bookrack, Sure Edge, left-handed.	710.00	2	34.1	14.44		300
SGC4CT			Laminate top, no bookrack, backpack hanger, right-handed.	680.00	2	34.6	14.44		300
SGC4LHCT			Laminate top, no bookrack, backpack hanger, left-handed.	680.00	2	34.6	14.44		300
SGC4CTAE			Laminate top, no bookrack, backpack hanger, Sure Edge, right-handed.	720.00	2	34.6	14.44		300
SGC4LHCTAE			Laminate top, no bookrack, backpack hanger, Sure Edge, left-handed.	720.00	2	34.6	14.44		300

Hard Plastic Top - Bookrack

SGC1CTM			Hard plastic top, bookrack, right-handed.	750.00	2	43.2	14.44		300
SGC1LHCTM			Hard plastic top, bookrack, left-handed.	750.00	2	43.2	14.44		300

Hard Plastic Top - No Bookrack

SGC3CTM			Hard plastic top, no bookrack, right-handed.	720.00	2	40.6	14.44		300
SGC3LHCTM			Hard plastic top, no bookrack, left-handed.	720.00	2	40.6	14.44		300

Sage Series continued on page 70.



Products on this page are Greenguard® certified.

CLASSROOM FURNITURE

SOLD IN FULL CARTONS ONLY

Model No.	Stocked Models	Assemble to Order Models	Description	Unit Price F.O.B. Warehouse	Units Per Carton	Unit Weight	Unit Cube	Fed Ex.	Freight Class
-----------	----------------	--------------------------	-------------	-----------------------------	------------------	-------------	-----------	---------	---------------

SAGE™ SERIES - Agile Combo Units (19³/₈" x 25³/₈" Top) with Civitas Frame

Tubular steel frame, ergonomically contoured polypropylene Sage™ shell, twin-wheel soft caster on each front leg for enhanced mobility and a compression-brake ("sit-lock") feature. Models are available with seat pads consisting of polyurethane foam covered with fabric. Models are available with an FRW™ hard plastic work surface. Available right-handed or left-handed, and with or without a steel-rod bookrack. An optional backpack hanger is available. Each rear leg shall have a rubber-base swivel glide. Metal surfaces are available chromed or with a powder coat finish. Seat height is 17¹/₂". 36³/₄"D x 25³/₈"W x 32¹/₂"H. Body Clearance: 16¹/₂".

Hard Plastic Top - Bookrack

ACS1M			Hard plastic top, bookrack, right-handed, Sage™ shell.	615.00	2	38.1	10.55		300
ACS1LHM			Hard plastic top, bookrack, left-handed, Sage shell.	615.00	2	38.1	10.55		300
ACS1MP			Hard plastic top, bookrack, right-handed, Sage shell with upholstered seat.	675.00	2	39.6	10.55		300
ACS1LHMP			Hard plastic top, bookrack, left-handed, Sage shell with upholstered seat.	675.00	2	39.6	10.55		300
ACS2M			Hard plastic top, bookrack, right-handed, backpack hanger, Sage shell.	635.00	2	38.6	10.55		300
ACS2LHM			Hard plastic top, bookrack, left-handed, backpack hanger, Sage shell.	635.00	2	38.6	10.55		300
ACS2MP			Hard plastic top, bookrack, right-handed, backpack hanger, Sage shell with upholstered seat.	695.00	2	40.1	10.55		300
ACS2LHMP			Hard plastic top, bookrack, left-handed, backpack hanger, Sage shell with upholstered seat.	695.00	2	40.1	10.55		300

Hard Plastic Top - No Bookrack

ACS3M			Hard plastic top, no bookrack, right-handed, Sage shell.	585.00	2	35.5	10.55		300
ACS3LHM			Hard plastic top, no bookrack, left-handed, Sage shell.	585.00	2	35.5	10.55		300
ACS3MP			Hard plastic top, no bookrack, right-handed, Sage shell with upholstered seat.	645.00	2	37.0	10.55		300
ACS3LHMP			Hard plastic top, no bookrack, left-handed, Sage shell with upholstered seat.	645.00	2	37.0	10.55		300
ACS4M			Hard plastic top, no bookrack, right-handed, backpack hanger, Sage shell.	605.00	2	36.0	10.55		300
ACS4LHM			Hard plastic top, no bookrack, left-handed, backpack hanger, Sage shell.	605.00	2	36.0	10.55		300
ACS4MP			Hard plastic top, no bookrack, right-handed, backpack hanger, Sage shell with upholstered seat.	665.00	2	37.5	10.55		300
ACS4LHMP			Hard plastic top, no bookrack, left-handed, backpack hanger, Sage shell with upholstered seat.	665.00	2	37.5	10.55		300

SAGE™ SERIES - Agile Combo Units (19⁷/₈" x 32¹/₂" Top) Collaborative Learning Top with Civitas Frame

Tubular steel frame, ergonomically contoured polypropylene Sage™ shell, twin-wheel soft caster on each front leg for enhanced mobility and a compression-brake ("sit-lock") feature. Work surface is hexagon-shaped to support collaborative grouping of desks. Models are available with an FRW™ hard plastic work surface, or a particle-board-core high-pressure laminate work surface with beveled and lacquer-sealed edges. Models are also available with work surfaces that have an optional urethane-based Sure Edge® finish. Available right-handed or left-handed, and with or without a steel-rod bookrack. An optional cup holder, bookrack and backpack hanger are available. Each rear leg shall have a rubber-base swivel glide. Metal surfaces are available chromed or with a powder coat finish. Seat height is 17¹/₂".

Laminate Top - Bookrack

ACS1CT			Laminate top, bookrack, right-handed.	625.00	2	37.5	14.44		300
ACS1LHCT			Laminate top, bookrack, left-handed.	625.00	2	37.5	14.44		300

Laminate Top - No Bookrack

ACS3CT			Laminate top, no bookrack, right-handed.	595.00	2	34.2	14.44		300
ACS3LHCT			Laminate top, no bookrack, left-handed.	595.00	2	34.2	14.44		300

Laminate Top - No Bookrack - Cup Holder

ACS3CTC			Laminate top, no bookrack, cup holder, right-handed.	640.00	2	34.1	14.44		300
ACS3LHCTC			Laminate top, no bookrack, cup holder, left-handed.	640.00	2	34.1	14.44		300
ACS3CTCAE			Laminate top, no bookrack, cup holder, Sure Edge finish, right-handed.	680.00	2	34.1	14.44		300
ACS3LHCTCAE			Laminate top, no bookrack, cup holder, Sure Edge finish, left-handed.	680.00	2	34.1	14.44		300



Products on this page are Greenguard® certified.

Virco®

CLASSROOM FURNITURE

SOLD IN FULL CARTONS ONLY

Model No.	Stocked Models	Assemble to Order Models	Description	Unit Price F.O.B. Warehouse	Units Per Carton	Unit Weight	Unit Cube	Fed. Ex.	Freight Class
-----------	----------------	--------------------------	-------------	-----------------------------	------------------	-------------	-----------	----------	---------------

SAGE™ SERIES - Agile Combo Units (19³/₈" x 32¹/₂" Top) Collaborative Learning Top with Civitas Frame continued

Hard Plastic Top - Bookrack

ACS1CTM			Hard plastic top, bookrack, right-handed.	675.00	2	42.0	14.44		300
ACS1LHCTM			Hard plastic top, bookrack, left-handed.	675.00	2	42.0	14.44		300

Hard Plastic Top - No Bookrack

ACS3CTM			Hard plastic top, no bookrack, right-handed.	645.00	2	39.4	14.44		300
ACS3LHCTM			Hard plastic top, no bookrack, left-handed.	645.00	2	40.7	14.44		300

SAGE™ SERIES - Agile Combo Units (32¹/₂"W x 19³/₈"D Top) with Civitas Frame

Tubular steel frame, ergonomically contoured polypropylene Sage™ shell, twin-wheel soft caster on each front leg for enhanced mobility and a compression-brake ("sit-lock") feature. Models are available with an FRW™ hard plastic work surface, or a particleboard-core high-pressure laminate work surface with beveled and lacquer-sealed edges. Available right-handed or left-handed, and with or without a steel-rod bookrack. An optional backpack hanger is available. Each rear leg shall have a rubber-base swivel glide. Metal surfaces are available chromed or with a powder coat finish. Seat height is 17¹/₂".

Laminate Top - Bookrack - Backpack Hanger

ACCS1CT			Laminate top, bookrack, right-handed.	563.00	2	35.9	14.44		300
ACCS1LHCT			Laminate top, bookrack, left-handed.	563.00	2	35.9	14.44		300
ACCS2CT			Laminate top, bookrack, backpack hanger, right-handed.	583.00	2	36.4	14.44		300
ACCS2LHCT			Laminate top, bookrack, backpack hanger, left-handed.	583.00	2	36.4	14.44		300

Laminate Tops - No Bookrack - Backpack Hanger

ACCS3CT			Laminate top, no bookrack, right-handed.	533.00	2	30.7	14.44		300
ACCS3LHCT			Laminate top, no bookrack, left-handed.	533.00	2	30.7	14.44		300
ACCS4CT			Laminate top, no bookrack, backpack hanger, right-handed.	573.00	2	31.2	14.44		300
ACCS4LHCT			Laminate top, no bookrack, backpack hanger, left-handed.	573.00	2	31.2	14.44		300

Hard Plastic Top - Bookrack - Backpack Hanger

ACCS1CTM			Hard plastic top, bookrack, right-handed.	613.00	2	40.3	14.44		300
ACCS1LHCTM			Hard plastic top, bookrack, left-handed.	613.00	2	40.3	14.44		300
ACCS2CTM			Hard plastic top, bookrack, backpack hanger, right-handed.	633.00	2	40.8	14.44		300
ACCS2LHCTM			Hard plastic top, bookrack, backpack hanger, left-handed.	633.00	2	40.8	14.44		300

Hard Plastic Top - No Bookrack - Backpack Hanger

ACCS3CTM			Hard plastic top, no bookrack, right-handed.	583.00	2	35.1	14.44		300
ACCS3LHCTM			Hard plastic top, no bookrack, left-handed.	583.00	2	35.1	14.44		300
ACCS4CTM			Hard plastic top, no bookrack, backpack hanger, right-handed.	623.00	2	35.6	14.44		300
ACCS4LHCTM			Hard plastic top, no bookrack, backpack hanger, left-handed.	623.00	2	35.6	14.44		300

SAGE™ SERIES - Chair Desks (19³/₈" x 25³/₈" Top) with Civitas Frame

Tubular steel frame, one-piece molded polypropylene Sage™ shell. Models are available with an FRW™ hard plastic work surface, or a particleboard-core high-pressure laminate work surface with beveled and lacquer-sealed edges. Available right-handed or left-handed, and with or without a steel-rod bookrack. Nylon-base swivel glides. Optional steel-base and felt-base glides are available. Metal surfaces are available chromed or with a powder coat finish. Seat height is 17¹/₂".

Laminate Top - Bookrack - Backpack Hanger

CCSG1			Laminate top, bookrack, right-handed.	639.00	2	36.5	10.55		300
CCSG1LH			Laminate top, bookrack, left-handed.	639.00	2	37.5	10.55		300
CCSG2			Laminate top, bookrack, backpack hanger, right-handed.	659.00	2	37.0	10.55		300
CCSG2LH			Laminate top, bookrack, backpack hanger, left-handed.	659.00	2	37.0	10.55		300

Laminate Top - No Bookrack - Backpack Hanger

CCSG3			Laminate top, no bookrack, right-handed.	609.00	2	31.3	10.55		300
CCSG3LH			Laminate top, no bookrack, left-handed.	609.00	2	31.3	10.55		300
CCSG4			Laminate top, no bookrack, backpack hanger, right-handed.	629.00	2	31.8	10.55		300
CCSG4LH			Laminate top, no bookrack, backpack hanger, left-handed.	629.00	2	31.8	10.55		300

Sage Series continued on page 72.



CLASSROOM FURNITURE

SOLD IN FULL CARTONS ONLY

Model No.	Stocked Models	Assemble to Order Models	Description	Unit Price F.O.B. Warehouse	Units Per Carton	Unit Weight	Unit Cube	Fed Ex.	Freight Class
-----------	----------------	--------------------------	-------------	-----------------------------	------------------	-------------	-----------	---------	---------------

SAGE™ SERIES - Chair Desks (19³/₈" x 25³/₈" Top) with Civitas Frame continued

Hard Plastic Top - Bookrack - Backpack Hanger

CCSG1M			Hard plastic top, bookrack, right-handed.	689.00	2	40.2	10.55		300
CCSG1LHM			Hard plastic top, bookrack, left-handed.	689.00	2	40.2	10.55		300
CCSG2M			Hard plastic top, bookrack, backpack hanger, right-handed.	709.00	2	40.7	10.55		300
CCSG2LHM			Hard plastic top, bookrack, backpack hanger, left-handed.	709.00	2	40.7	10.55		300

Hard Plastic Top - No Bookrack - Backpack Hanger

CCSG3M			Hard plastic top, no bookrack, right-handed.	659.00	2	35.0	10.55		300
CCSG3LHM			Hard plastic top, no bookrack, left-handed.	659.00	2	35.0	10.55		300
CCSG4M			Hard plastic top, no bookrack, backpack hanger, right-handed.	679.00	2	35.5	10.55		300
CCSG4LHM			Hard plastic top, no bookrack, backpack hanger, left-handed.	679.00	2	35.5	10.55		300

OPTIONS

Steel-Base Glides - Add "SG" to the model no. (e.g., CCSG1SG).	No Upcharge
Felt-Base Glides - Add "FG" to the model no. (e.g., CCSG1FG).	No Upcharge

HOW TO ORDER:

- Plastic, top and frame finish colors and color codes are listed on pages xi-xii.
- To order chairs, specify the model number, plastic seat and frame finish color codes (e.g., SG418-BLU40-CHRM).
- To order task and lab chairs, specify the model number, plastic seat and base color codes (e.g., SGTASK18-BLU40-BLK01).
- To order combo units, specify the model number, plastic seat, top and frame finish color codes (e.g., SGC1CT-BLU40-MPL385CLR-CHRM).



CLASSROOM FURNITURE

SOLD IN FULL CARTONS ONLY

Model No.	Stocked Models	Assemble to Order Models	Description	Unit Price F.O.B. Warehouse	Units Per Carton	Unit Weight	Unit Cube	Fed Ex.	Freight Class
-----------	----------------	--------------------------	-------------	-----------------------------	------------------	-------------	-----------	---------	---------------

ZUMA® SERIES - 4-Leg Stack Chairs

Tubular steel frame, one-piece molded polypropylene shell, nylon-base swivel glides. Available options include a ganging device for 18" seat height only. Optional steel-base and felt-base glides are available. Metal surfaces are available chromed or with a powder coat finish.

ZU413	✓ pg. 5	✓ pg. 21	13" seat height.	194.00	5	9.6	1.54		150
ZU415	✓ pg. 5	✓ pg. 21	15" seat height.	205.00	5	11.2	2.08		150
ZU418	✓ pg. 5	✓ pg. 21	18" seat height.	225.00	4	15.6	3.13		150

OPTIONS

Ganging Device - Add "G" to the model no. (e.g., ZU418G) (Min. order -100). Available with a 4 - 8 weeks lead time unless stated otherwise.	22.00
Steel-Base Glides - Add "SG" to the model no. (e.g., ZU418SG). Available with a 4 - 8 weeks lead time unless stated otherwise.	No Upcharge
Felt-Base Glides - Add "FG" to the model no. (e.g., ZU418FG). Available with a 4 - 8 weeks lead time unless stated otherwise.	No Upcharge

ZUMA® SERIES - 4-Leg Stack Chairs and Stools with Civitas Leg Frame

Tubular steel frame, one-piece molded polypropylene shell, nylon-base swivel glides. NOTE: For standard and optional glides, glide sleeves are available only in Virco's Graphite color. Models are available with twin-wheel, locking swivel casters. Models with casters include the letter C.

CZ18		✓ pg. 21	18" seat height, ZUMA® shell.	136.00	4	14.2	3.13	*	150
CZ18C		✓ pg. 21	18" seat height, ZUMA shell, casters.	186.00	2	16.5	5.99	*	150

OPTIONS

Steel-Base Glides - Add "SG" to the model no. (e.g., CZ18SG). Available with a 4 - 8 weeks lead time unless stated otherwise.	No Upcharge
Felt-Base Glides - Add "FG" to the model no. (e.g., CZ18FG). Available with a 4 - 8 weeks lead time unless stated otherwise.	No Upcharge

ZUMA® SERIES - Rocking Chairs

Tubular steel frame, one-piece molded polypropylene shell with color-coordinated glides. Four nylon glides, two of which cover the ends of the frame tubes. Recommended for use on carpeted surfaces only; however, an optional factory-installed felt strip on the bottom of each leg is available for flooring applications where a felt contact surface is appropriate. Models are available with optional rear bump glides designed for environments where limited motion may be desired, such as areas for children with severe sensory integration problems or Autism. Models with the optional rear bump glides come standard with Graphite color glides. Metal surfaces are available chromed. Models are available with tubular steel arms and molded polypropylene armrests.

ZROCK13		✓ pg. 21	13" seat height.	287.00	2	12.1	3.23		150
ZROCK13A			13" seat height, armrests.	317.00	2	16.7	3.55		150
ZROCK15		✓ pg. 21	15" seat height.	292.00	2	14.8	4.16		150
ZROCK15A			15" seat height, armrests.	322.00	2	19.3	3.55		150
ZROCK18	✓ pg. 4	✓ pg. 21	17½" seat height.	315.00	2	21.7	5.95		250
ZROCK18A			17½" seat height, armrests.	345.00	2	26.3	5.84		150

Felt Strip on Each Leg - Add "FG" to the model no. (e.g., ZROCK18FG). Available with a 4 - 8 weeks lead time unless stated otherwise.	No Upcharge
Bump Glides - Add "BG" to the model no. (e.g., ZROCK18BG). Available with a 4 - 8 weeks lead time unless stated otherwise.	No Upcharge

ZUMA Series continued on page 74.

CLASSROOM FURNITURE

SOLD IN FULL CARTONS ONLY

Model No.	Stocked Models	Assemble to Order Models	Description	Unit Price F.O.B. Warehouse	Units Per Carton	Unit Weight	Unit Cube	Fed Ex.	Freight Class
-----------	----------------	--------------------------	-------------	-----------------------------	------------------	-------------	-----------	---------	---------------

ZUMA® SERIES - Cantilever Chairs

Tubular steel frame, one-piece molded polypropylene shell. Four nylon, swiveling, self-leveling nylon-base glides, two of which cover the ends of the frame tubes. Optional swiveling, self-leveling steel-base and felt-base glides are available. Metal surfaces are available chromed or with a powder coat finish. Standard with Graphite color glides only.



ZCANT13			13 ¹⁵ / ₁₆ " seat height.	205.00	2	12.2	3.23		150
ZCANT15		✓ pg. 22	15 ¹³ / ₁₆ " seat height.	215.00	2	14.9	4.16		250
ZCANT18		✓ pg. 22	18 ¹ / ₈ " seat height.	235.00	2	18.3	5.99		250

Steel-Base Glides - Add "SG" to the model no. (e.g., ZCANT13SG). Available with a 4 - 8 weeks lead time unless stated otherwise.

No Upcharge

Felt-Base Glides - Add "FG" to the model no. (e.g., ZCANT13FG). Available with a 4 - 8 weeks lead time unless stated otherwise.

No Upcharge

ZUMA® SERIES - Mobile Task Chairs

One-piece molded polypropylene shell, pneumatic cylinder. Chair swivels 360°. Pedestal base has a five-prong construction. Five 2" diameter, dual-wheel, hooded swivel casters. An optional 5-pack of fixed glides and an optional 5-pack of soft-wheel casters are available. Models are available with tubular steel arms and molded polypropylene armrests.



ZTASK15			14"-17" seat height.	397.00	1	19.3	3.73		150
ZTASK18	✓ pg. 4	✓ pg. 22	16"-20 ¹ / ₂ " seat height.	419.00	1	24.6	4.82		150
ZTASK18A			16"-20 ¹ / ₂ " seat height, armrests.	449.00	2	31.8	6.63		150

OPTIONS



UGLIDE			Fixed Glides (5 pack).	48.00	1	1.0	0.09		65
U9024CAST			Soft-Wheel Casters (5 pack)	71.00	1	1.3	0.09		65

ZUMA® SERIES - Lab Stools (Adjustable-Height)

One-piece molded polypropylene shell, pneumatic cylinder. Chair swivels 360°. Pedestal base has a five-prong construction. Adjustable 18" diameter Chrome footring. Five 2" diameter, dual-wheel, hooded swivel casters. Seat height adjusts from 19¹/₂" to 27"; the footring is adjustable from 8" to 14". The overall height is adjustable from 34¹/₂" to 42". An optional 5-pack of fixed glides and an optional 5-pack of soft-wheel casters are available.



ZLAB	✓ pg. 4	✓ pg. 22	19 ¹ / ₂ "-27" seat height.	494.00	1	28.6	4.82		150
------	------------	-------------	---	--------	---	------	------	--	-----

OPTIONS



UGLIDE			Fixed Glides (5 pack).	48.00	1	1.0	0.09		65
U9024CAST			Soft-Wheel Casters (5 pack)	71.00	1	1.3	0.09		65



CLASSROOM FURNITURE

SOLD IN FULL CARTONS ONLY

Model No.	Stocked Models	Assemble to Order Models	Description	Unit Price F.O.B. Warehouse	Units Per Carton	Unit Weight	Unit Cube	Fed. Ex.	Freight Class
-----------	----------------	--------------------------	-------------	-----------------------------	------------------	-------------	-----------	----------	---------------

ZUMA® SERIES - Chair Desks (19³/₈" x 25³/₈" Bowfront Top)

Tubular steel frame, one-piece molded polypropylene shell. Models are available with an FRW™ hard plastic work surface. Available with or without a steel-rod bookrack and backpack hanger. Nylon-base swivel glides. Optional steel-base and felt-base glides are available. Metal surfaces are available chromed or with a powder coat finish. Overall dimensions: 37³/₄"D x 25³/₈"W x 32³/₈"H. Body Clearance: 16¹/₂".



ZCOBRM			Right-handed, bookrack.	687.00	2	37.2	10.28		300
ZCONBRM		✓ pg. 22	Right-handed, no bookrack	637.00	2	34.6	10.28		300
ZCOLHBRM			Left-handed, bookrack.	687.00	2	37.2	10.28		300

OPTIONS

Steel-Base Glides - Add "SG" to the model no. (e.g., ZCOBRMSG). Available with a 4 - 8 weeks lead time unless stated otherwise. No Upcharge

Felt-Base Glides - Add "FG" to the model no. (e.g., ZCOBRMFG). Available with a 4 - 8 weeks lead time unless stated otherwise. No Upcharge

ZUMA® SERIES - SledCombo® Chair Desks (18⁵/₈" x 25" Bowfront Top)

Tubular steel frame, one-piece molded polypropylene shell. Models are available with an FRW™ hard plastic work surface. A convenient double-entry configuration allows easy seat access from either side of the unit. Available with or without a steel-rod bookrack and backpack hanger. Four non-adjustable nylon glides. Seat height is 18". Overall dimensions: 39³/₄"D x 25"W x 33"H. Body Clearance: 16¹/₄".



ZSLEDBRM			Bookrack.	680.00	1	49.7	20.23		150
ZSLEDNBRM			No bookrack.	650.00	1	47.5	20.23		150

ZUMA® SERIES - Chair Desks

Tubular steel frame, one-piece molded polypropylene shell. Models are available with a left-handed or right-handed work surface. Models are available with a particle-board-core high-pressure laminate work surface with beveled and lacquer-sealed edges. Color-accented nylon glides. Metal surfaces are available chromed or with a powder coat finish. Seat height is 18". Overall dimensions: 32¹/₄"H x 22¹/₂"W x 28¹/₂"H. Body Clearance: 15".



ZU418TABR			21 ¹ / ₄ " x 15" x 10 ³ / ₈ " articulating tablet arm, right-handed, bookrack.	664.00	1	33.5	14.63		300
ZU418TABRLH			21 ¹ / ₄ " x 15" x 10 ³ / ₈ " articulating tablet arm, left-handed, bookrack.	664.00	1	33.5	14.63		300
ZU418TAFBR			21 ¹ / ₄ " x 22 ¹ / ₄ " x 7 ¹ / ₄ " fixed tablet arm, right-handed, bookrack.	524.00	1	36.2	14.63		300
ZU418TAFBRLH			21 ¹ / ₄ " x 22 ¹ / ₄ " x 7 ¹ / ₄ " fixed tablet arm, left-handed, bookrack.	524.00	1	36.2	14.63		300

OPTIONS

Steel-Base Glides - Add "SG" to the model no. (e.g., ZU418TABRSG). Available with a 4 - 8 weeks lead time unless stated otherwise. No Upcharge

Felt-Base Glides - Add "FG" to the model no. (e.g., ZU418TABRFG). Available with a 4 - 8 weeks lead time unless stated otherwise. No Upcharge

ZUMA Series continued on page 76.

CLASSROOM FURNITURE

SOLD IN FULL CARTONS ONLY

Model No.	Stocked Models	Assemble to Order Models	Description	Unit Price F.O.B. Warehouse	Units Per Carton	Unit Weight	Unit Cube	Fed Ex.	Freight Class
-----------	----------------	--------------------------	-------------	-----------------------------	------------------	-------------	-----------	---------	---------------

ZUMA® SERIES - Chair Desks (19⁷/₈" x 32¹/₂" Top) Collaborative Learning Top

Tubular steel frame, one-piece molded polypropylene shell. Work surface is hexagon-shaped to support collaborative grouping of desks. Models are available with an FRW™ hard plastic work surface, or a particleboard-core high-pressure laminate work surface with beveled and lacquer-sealed edges. Available right-handed or left-handed, and with or without a steel-rod bookrack. Standard with Graphite glide sleeves only. Metal surfaces are available chromed or with a powder coat finish.

Laminate Top - Bookrack

ZC1CT			Laminate top, bookrack, right-handed.	697.00	2	36.0	14.07		300
ZC1LHCT			Laminate top, bookrack, left-handed.	697.00	2	36.0	14.07		300

Laminate Top - No Bookrack

ZC3CT			Laminate top, no bookrack, right-handed.	667.00	2	33.4	14.07		300
ZC3LHCT			Laminate top, no bookrack, left-handed.	667.00	2	33.4	14.07		300

Hard Plastic Top - Bookrack

ZC1CTM			Hard plastic top, bookrack, right-handed.	747.00	2	42.5	14.07		300
ZC1LHCTM			Hard plastic top, bookrack, left-handed.	747.00	2	42.5	14.07		300

Hard Plastic Top - No Bookrack

ZC3CTM			Hard plastic top, no bookrack, right-handed.	717.00	2	39.9	14.07		300
ZC3LHCTM			Hard plastic top, no bookrack, left-handed.	717.00	2	39.9	14.07		300

ZUMA® SERIES - Agile Combo Units (19⁷/₈" x 32¹/₂" Top) Collaborative Learning Top

Tubular steel frame, ergonomically contoured polypropylene, twin-wheel soft caster on each front leg for enhanced mobility and a compression-brake ("sit-lock") feature. Work surface is hexagon-shaped to support collaborative grouping of desks. Models are available with an FRW™ hard plastic work surface, or a particleboard-core high-pressure laminate work surface with beveled and lacquer-sealed edges. Models are also available with work surfaces that have an optional urethane-based Sure Edge® finish. Available right-handed or left-handed, and with or without a steel-rod bookrack. An optional cup holder, bookrack and backpack hanger are available. Each rear leg shall have a rubber-base swivel glide. Metal surfaces are available chromed or with a powder coat finish.

Laminate Top - Bookrack - Backpack Hanger

ACZ1CT			Laminate top, bookrack, right-handed.	520.00	2	36.0	14.07		300
ACZ1LHCT			Laminate top, bookrack, left-handed.	520.00	2	36.0	14.07		300
ACZ1CTAE			Laminate top, bookrack, Sure Edge finish, right-handed.	560.00	2	36.0	14.07		300
ACZ1LHCTAE			Laminate top, bookrack, Sure Edge finish, left-handed.	560.00	2	36.0	14.07		300
ACZ2CT			Laminate top, bookrack, backpack hanger, right-handed.	540.00	2	36.5	14.07		300
ACZ2LHCT			Laminate top, bookrack, backpack hanger, left-handed.	540.00	2	36.5	14.07		300
ACZ2CTAE			Laminate top, bookrack, backpack hanger, Sure Edge finish, right-handed.	580.00	2	36.5	14.07		300
ACZ2LHCTAE			Laminate top, bookrack, backpack hanger, Sure Edge finish, left-handed.	580.00	2	36.5	14.07		300

Laminate Top - No Bookrack - Backpack Hanger

ACZ3CT			Laminate top, no bookrack, right-handed.	490.00	2	34.1	14.07		300
ACZ3LHCT			Laminate top, no bookrack, left-handed.	490.00	2	33.4	14.07		300
ACZ3CTAE			Laminate top, no bookrack, Sure Edge finish, right-handed.	530.00	2	33.4	14.07		300
ACZ3LHCTAE			Laminate top, no bookrack, Sure Edge finish, left-handed.	530.00	2	33.4	14.07		300
ACZ4CT			Laminate top, no bookrack, backpack hanger, right-handed.	510.00	2	33.9	14.07		300
ACZ4LHCT			Laminate top, no bookrack, backpack hanger, left-handed.	510.00	2	33.9	14.07		300
ACZ4CTAE			Laminate top, no bookrack, backpack hanger, Sure Edge finish, right-handed.	550.00	2	33.9	14.07		300
ACZ4LHCTAE			Laminate top, no bookrack, backpack hanger, Sure Edge finish, left-handed.	550.00	2	33.9	14.07		300



Products on this page are Greenguard® certified.

Virco®

CLASSROOM FURNITURE

SOLD IN FULL CARTONS ONLY

Model No.	Stocked Models	Assemble to Order Models	Description	Unit Price F.O.B. Warehouse	Units Per Carton	Unit Weight	Unit Cube	Fed Ex.	Freight Class
-----------	----------------	--------------------------	-------------	-----------------------------	------------------	-------------	-----------	---------	---------------

ZUMA® SERIES - Agile Combo Units (19⁷/₈" x 32¹/₂" Top) Collaborative Learning Top continued

Laminate Top - Bookrack - Cup Holder



ACZ1CTC			Laminate top, bookrack, cup holder, right-handed.	565.00	2	36.0	14.07		300
ACZ1LHCTC			Laminate top, bookrack, cup holder, left-handed.	565.00	2	36.0	14.07		300
ACZ1CTCAE			Laminate top, bookrack, cup holder, Sure Edge finish, right-handed.	605.00	2	36.0	14.07		300
ACZ1LHCTCAE			Laminate top, bookrack, cup holder, Sure Edge finish, left-handed.	605.00	2	36.0	14.07		300
ACZ2CTC			Laminate top, bookrack, cup holder, backpack hanger, right-handed.	585.00	2	36.5	14.07		300
ACZ2LHCTC			Laminate top, bookrack, cup holder, backpack hanger, left-handed.	585.00	2	36.5	14.07		300
ACZ2CTCAE			Laminate top, bookrack, cup holder, backpack hanger, Sure Edge finish, right-handed.	625.00	2	36.5	14.07		300
ACZ2LHCTCAE			Laminate top, bookrack, cup holder, backpack hanger, Sure Edge finish, left-handed.	625.00	2	36.5	14.07		300

Laminate Top - No Bookrack - Cup Holder



ACZ3CTC			Laminate top, no bookrack, cup holder, right-handed.	535.00	2	33.4	14.07		300
ACZ3LHCTC			Laminate top, no bookrack, cup holder, left-handed.	535.00	2	33.4	14.07		300
ACZ3CTCAE			Laminate top, no bookrack, cup holder, Sure Edge finish, right-handed.	575.00	2	33.4	14.07		300
ACZ3LHCTCAE			Laminate top, no bookrack, cup holder, Sure Edge finish, left-handed.	575.00	2	33.4	14.07		300
ACZ4CTC			Laminate top, no bookrack, cup holder, backpack hanger, right-handed.	555.00	2	33.9	14.07		300
ACZ4LHCTC			Laminate top, no bookrack, cup holder, backpack hanger, left-handed.	555.00	2	33.9	14.07		300
ACZ4CTCAE			Laminate top, no bookrack, cup holder, backpack hanger, Sure Edge, right-handed.	595.00	2	33.9	14.07		300
ACZ4LHCTCAE			Laminate top, no bookrack, cup holder, backpack hanger, Sure Edge, left-handed.	595.00	2	33.9	14.07		300

Hard Plastic Top - Bookrack



ACZ1CTM			Hard plastic top, bookrack, right-handed.	570.00	2	41.2	14.07		300
ACZ1LHCTM			Hard plastic top, bookrack, left-handed.	570.00	2	42.5	14.07		300
ACZ2CTM			Hard plastic top, bookrack, backpack hanger, right-handed.	590.00	2	41.7	14.07		300
ACZ2LHCTM			Hard plastic top, bookrack, backpack hanger, left-handed.	590.00	2	43.0	14.07		300

Hard Plastic Top - No Bookrack



ACZ3CTM			Hard plastic top, no bookrack, right-handed.	540.00	2	40.4	14.07		300
ACZ3LHCTM			Hard plastic top, no bookrack, left-handed.	540.00	2	39.9	14.07		300
ACZ4CTM			Hard plastic top, no bookrack, backpack hanger, right-handed.	560.00	2	40.4	14.07		300
ACZ4LHCTM			Hard plastic top, no bookrack, backpack hanger, left-handed.	560.00	2	40.4	14.07		300

Hard Plastic Top - Bookrack - Cup Holder

ACZ1CTCM			Hard plastic top, bookrack, cup holder, right-handed.	615.00	2	42.4	14.07		300
ACZ1LHCTCM			Hard plastic top, bookrack, cup holder, left-handed.	615.00	2	42.4	14.07		300
ACZ2CTCM			Hard plastic top, bookrack, cup holder, backpack hanger, right-handed.	635.00	2	42.9	14.07		300
ACZ2LHCTCM			Hard plastic top, bookrack, cup holder, backpack hanger, left-handed.	635.00	2	42.9	14.07		300

Hard Plastic Top - No Bookrack - Cup Holder

ACZ3CTCM			Hard plastic top, no bookrack, cup holder, right-handed.	585.00	2	39.8	14.07		300
ACZ3LHCTCM			Hard plastic top, no bookrack, cup holder, left-handed.	585.00	2	39.8	14.07		300
ACZ4CTCM			Hard plastic top, no bookrack, cup holder, backpack hanger, right-handed.	605.00	2	40.3	14.07		300
ACZ4LHCTCM			Hard plastic top, no bookrack, cup holder, backpack hanger, left-handed.	605.00	2	40.3	14.07		300

ZUMA Series continued on page 78.



CLASSROOM FURNITURE

SOLD IN FULL CARTONS ONLY

Model No.	Stocked Models	Assemble to Order Models	Description	Unit Price F.O.B. Warehouse	Units Per Carton	Unit Weight	Unit Cube	Fed Ex.	Freight Class
-----------	----------------	--------------------------	-------------	-----------------------------	------------------	-------------	-----------	---------	---------------

ZUMA® SERIES - Chair Desks (19³/₈" x 25³/₈" Top) with Civitas Frame

Tubular steel frame, one-piece molded polypropylene ZUMA™ shell. Models are available with an FRW™ hard plastic work surface, or a particleboard-core high-pressure laminate work surface with beveled and lacquer-sealed edges. Available right-handed or left-handed, and with or without a steel-rod bookrack. Nylon-base swivel glides. Optional steel-base and felt-base glides are available. Metal surfaces are available chromed or with a powder coat finish. Seat height is 18¹/₂".

Laminate Top - Bookrack - Backpack Hanger

CCZ1			Laminate top, bookrack, right-handed.	558.00	2	36.5	10.28		300
CCZ1LH			Laminate top, bookrack, left-handed.	558.00	2	36.8	10.28		300
CCZ2			Laminate top, bookrack, backpack hanger, right-handed.	578.00	2	37.0	10.28		300
CCZ2LH			Laminate top, bookrack, backpack hanger, left-handed.	578.00	2	37.0	10.28		300

Laminate Top - No Bookrack - Backpack Hanger

CCZ3			Laminate top, no bookrack, right-handed.	528.00	2	31.3	10.28		300
CCZ3LH			Laminate top, no bookrack, left-handed.	528.00	2	31.3	10.28		300
CCZ4			Laminate top, no bookrack, backpack hanger, right-handed.	548.00	2	31.8	10.28		300
CCZ4LH			Laminate top, no bookrack, backpack hanger, left-handed.	548.00	2	31.8	10.28		300

Hard Plastic Top - Bookrack - Backpack Hanger

CCZ1M			Hard plastic top, bookrack, right-handed.	608.00	2	40.2	10.28		300
CCZ1LHM			Hard plastic top, bookrack, left-handed.	608.00	2	40.2	10.28		300
CCZ2M			Hard plastic top, bookrack, backpack hanger, right-handed.	628.00	2	40.7	10.28		300
CCZ2LHM			Hard plastic top, bookrack, backpack hanger, left-handed.	628.00	2	40.7	10.28		300

Hard Plastic Top - No Bookrack - Backpack Hanger

CCZ3M			Hard plastic top, no bookrack, right-handed.	578.00	2	35.0	10.28		300
CCZ3LHM			Hard plastic top, no bookrack, left-handed.	578.00	2	35.0	10.28		300
CCZ4M			Hard plastic top, no bookrack, backpack hanger, right-handed.	598.00	2	35.5	10.28		300
CCZ4LHM			Hard plastic top, no bookrack, backpack hanger, left-handed.	598.00	2	35.5	10.28		300

OPTIONS

Steel-Base Glides - Add "SG" to the model no. (e.g., CCZ1SG). Available with a 4 - 8 weeks lead time unless stated otherwise.

No Upcharge

Felt-Base Glides - Add "FG" to the model no. (e.g., CCZ1FG). Available with a 4 - 8 weeks lead time unless stated otherwise.

No Upcharge

ZUMA® SERIES - Agile Combo Units (19³/₈" x 25³/₈" Top) with Civitas Frame

Tubular steel frame, ergonomically contoured polypropylene ZUMA® shell, twin-wheel soft caster on each front leg for enhanced mobility and a compression-brake ("sit-lock") feature. Models are available with an FRW™ hard plastic work surface, or a particleboard-core high-pressure laminate work surface with beveled and lacquer-sealed edges. Available right-handed or left-handed, and with or without a steel-rod bookrack. Each rear leg shall have a rubber-base swivel glide. Metal surfaces are available chromed or with a powder coat finish. Seat height is 17¹/₂". 36³/₄"D x 25³/₄"W x 32¹/₂"H. Body Clearance: 16¹/₂".

Laminate Tops

ACZ1			Laminate top, bookrack, right-handed, ZUMA® shell.	460.00	2	37.4	10.28		300
ACZ1LH			Laminate top, bookrack, left-handed, ZUMA shell.	460.00	2	Call	10.28		300
ACZ3			Laminate top, no bookrack, right-handed, ZUMA shell.	430.00	2	30.7	10.28		300
ACZ3LH			Laminate top, no bookrack, left-handed, ZUMA shell.	430.00	2	Call	10.28		300

Hard Plastic Tops

ACZ1M			Hard plastic top, bookrack, right-handed, ZUMA shell.	510.00	2	37.4	10.28		300
ACZ1LHM			Hard plastic top, bookrack, left-handed, ZUMA shell.	510.00	2	37.4	10.28		300
ACZ3M			Hard plastic top, no bookrack, right-handed, ZUMA shell.	480.00	2	34.8	10.28		300
ACZ3LHM			Hard plastic top, no bookrack, left-handed, ZUMA shell.	480.00	2	34.8	10.28		300



Products on this page are Greenguard® certified.

Virco®

CLASSROOM FURNITURE

SOLD IN FULL CARTONS ONLY

Model No.	Stocked Models	Assemble to Order Models	Description	Unit Price F.O.B. Warehouse	Units Per Carton	Unit Weight	Unit Cube	Fed Ex.	Freight Class
-----------	----------------	--------------------------	-------------	-----------------------------	------------------	-------------	-----------	---------	---------------

ZUMA® SERIES - Agile Combo Units (32½"W x 19⅞"D Top) with Civitas Frame

Tubular steel frame, ergonomically contoured polypropylene ZUMA™ shell, twin-wheel soft caster on each front leg for enhanced mobility and a compression-brake ("sit-lock") feature. Models are available with seat pads consisting of polyurethane foam covered with fabric. Models are available with an FRW™ hard plastic work surface, or a particleboard-core high-pressure laminate work surface with beveled and lacquer-sealed edges. Available right-handed or left-handed, and with or without a steel-rod bookrack. An optional backpack hanger is available. Each rear leg shall have a rubber-base swivel glide. Metal surfaces are available chromed or with a powder coat finish. Seat height is 17½".

Laminate Top - Bookrack

ACCZ1CT			Laminate top, bookrack, right-handed.	471.00	2	35.9	14.07		300
ACCZ1LHCT			Laminate top, bookrack, left-handed.	471.00	2	35.9	14.07		300
ACCZ2CT			Laminate top, bookrack, backpack hanger, right-handed.	491.00	2	36.4	14.07		300
ACCZ2LHCT			Laminate top, bookrack, backpack hanger, left-handed.	491.00	2	36.4	14.07		300

Laminate Tops - No Bookrack

ACCZ3CT			Laminate top, no bookrack, right-handed.	441.00	2	30.7	14.07		300
ACCZ3LHCT			Laminate top, no bookrack, left-handed.	441.00	2	30.7	14.07		300
ACCZ4CT			Laminate top, no bookrack, backpack hanger, right-handed.	461.00	2	31.2	14.07		300
ACCZ4LHCT			Laminate top, no bookrack, backpack hanger, left-handed.	461.00	2	31.2	14.07		300

Hard Plastic Top - Bookrack

ACCZ1CTM			Hard plastic top, bookrack, right-handed.	521.00	2	41.6	14.07		300
ACCZ1LHCTM			Hard plastic top, bookrack, left-handed.	521.00	2	40.3	14.07		300
ACCZ2CTM			Hard plastic top, bookrack, backpack hanger, right-handed.	541.00	2	40.8	14.07		300
ACCZ2LHCTM			Hard plastic top, bookrack, backpack hanger, left-handed.	541.00	2	40.8	14.07		300

Hard Plastic Top - No Bookrack

ACCZ3CTM			Hard plastic top, no bookrack, right-handed.	491.00	2	35.1	14.07		300
ACCZ3LHCTM			Hard plastic top, no bookrack, left-handed.	491.00	2	35.1	14.07		300
ACCZ4CTM			Hard plastic top, no bookrack, backpack hanger, right-handed.	511.00	2	35.6	14.07		300
ACCZ4LHCTM			Hard plastic top, no bookrack, backpack hanger, left-handed.	511.00	2	35.6	14.07		300

ZUMA® SERIES - Student Desks

Tubular steel frame, rectangular Fortified Recycled Wood™ (FRW™) hard plastic work surface which includes a pencil groove. Legs are available chromed or with a powder coat finish. Nylon-base swivel glide. Optional steel-base and felt-base glides are available.
 Optional Wire Book Basket: An all-steel, open-view, book basket measuring 4"H x 18"W x 15"D. Models with a book basket include the letters BR.
 Optional Paper/Pencil Tray: A plastic paper/pencil tray is available for use with the book basket. Models with a book basket and paper/pencil tray include the letters BRT.
 Optional Plastic Book Box: A 17½"W x 16"D x 4¼"H rectangular book box consisting of molded polypropylene. Models with a book box include the letters BOX.
 Optional Chrome Backpack Hanger: Steel rod with a mounting plate, attached to the underside of the work surface. Models with a backpack hanger include the letters BH.



Z202630BHM		✓ pg. 22	20"D x 26⅞"W x 30"H, backpack hanger.	404.00	2	30.7	6.47		85
Z202630BOXM			20"D x 26⅞"W x 30"H, plastic book box.	414.00	2	35.0	6.47		85
Z202630BRBHM			20"D x 26⅞"W x 30"H, wire book basket, backpack hanger.	434.00	2	34.6	6.47		85
Z202630BRM			20"D x 26⅞"W x 30"H, wire book basket.	414.00	2	32.5	6.47		85
Z202630BRTBHM			20"D x 26⅞"W x 30"H, wire book basket, paper/pencil tray, backpack hanger.	454.00	2	35.8	6.43		Call
Z202630BRTM			20"D x 26⅞"W x 30"H, wire book basket, paper/pencil tray.	434.00	2	35.8	6.43		Call
Z202630M		✓ pg. 22	20"D x 26⅞"W x 30"H.	384.00	2	30.2	6.47		85
Z203130BHM			22¾"D x 31⅞"W x 30"H, backpack hanger.	450.00	2	28.2	9.64		85
Z203130BOXBHM			22¾"D x 31⅞"W x 30"H, plastic book box, backpack hanger.	480.00	2	30.7	9.64		Call
Z203130BOXM			22¾"D x 31⅞"W x 30"H, plastic book box.	460.00	2	30.2	9.64		Call
Z203130BRBHM			22¾"D x 31⅞"W x 30"H, wire book basket, backpack hanger.	480.00	2	30.2	9.64		Call



ZUMA Series continued on page 80.

CLASSROOM FURNITURE

SOLD IN FULL CARTONS ONLY

Model No.	Stocked Models	Assemble to Order Models	Description	Unit Price F.O.B. Warehouse	Units Per Carton	Unit Weight	Unit Cube	Fed Ex.	Freight Class
-----------	----------------	--------------------------	-------------	-----------------------------	------------------	-------------	-----------	---------	---------------

ZUMA® SERIES - Student Desks continued

Z203130BRM			22 ³ / ₄ "D x 31 ⁵ / ₈ "W x 30"H, wire book basket.	460.00	2	29.7	9.64		Call
Z203130BRTBHM			22 ³ / ₄ "D x 31 ⁵ / ₈ "W x 30"H, wire book basket, paper/pencil tray, backpack hanger.	500.00	2	32.0	9.64		Call
Z203130BRTM			22 ³ / ₄ "D x 31 ⁵ / ₈ "W x 30"H, wire book basket, paper/pencil tray.	480.00	2	31.5	9.64		Call
Z203130M			22 ³ / ₄ "D x 31 ⁵ / ₈ "W x 30"H.	430.00	2	27.7	9.64		85
ZADJ2026BHM		✓ pg. 22	20"D x 26 ¹ / ₈ "W x 22"-34"H, backpack hanger.	374.00	2	36.9	3.86		85
ZADJ2026BOXM	✓ pg. 4	✓ pg. 22	20"D x 26 ¹ / ₈ "W x 22"-34"H, plastic book box.	384.00	2	38.9	3.86		150
ZADJ2026BRBHM			20"D x 26 ¹ / ₈ "W x 22"-34"H, wire book basket, backpack hanger.	404.00	2	39.3	3.86		300
ZADJ2026BRM			20"D x 26 ¹ / ₈ "W x 22"-34"H, wire book basket.	384.00	2	38.8	3.86		85
ZADJ2026BRTBHM			20"D x 26 ¹ / ₈ "W x 22"-34"H, wire book basket, paper/pencil tray, backpack hanger.	424.00	2	42.1	3.86		150
ZADJ2026BRTM			20"D x 26 ¹ / ₈ "W x 22"-34"H, wire book basket, paper/pencil tray.	404.00	2	41.6	3.86		150
ZADJ2026M	✓ pg. 4	✓ pg. 23	20"D x 26 ¹ / ₈ "W x 22"-34"H.	354.00	2	36.4	3.86		85
ZADJ2031BHM			22 ³ / ₄ "D x 31 ⁵ / ₈ "W x 22"-34"H, backpack hanger.	420.00	2	36.9	5.86		150
ZADJ2031BOXM		✓ pg. 23	22 ³ / ₄ "D x 31 ⁵ / ₈ "W x 22"-34"H, plastic book box.	430.00	2	39.5	5.86		85
ZADJ2031BRM			22 ³ / ₄ "D x 31 ⁵ / ₈ "W x 22"-34"H, wire book basket.	430.00	2	38.9	5.86		150
ZADJ2031BRTBHM			22 ³ / ₄ "D x 31 ⁵ / ₈ "W x 22"-34"H, wire book basket, paper/pencil tray, backpack hanger.	470.00	2	42.1	5.86		150
ZADJ2031BRTM			22 ³ / ₄ "D x 31 ⁵ / ₈ "W x 22"-34"H, wire book basket, paper/pencil tray.	450.00	2	41.6	5.86		150
ZADJ2031M			22 ³ / ₄ "D x 31 ⁵ / ₈ "W x 22"-34"H.	400.00	2	36.4	5.86		150

OPTIONS

Steel-Base Glides - Add "SG" to the model no. (e.g., Z202630BHMSG). Available with a 4 - 8 weeks lead time unless stated otherwise.

No Upcharge

Felt-Base Glides - Add "FG" to the model no. (e.g., Z202630BHMFG). Available with a 4 - 8 weeks lead time unless stated otherwise.

No Upcharge



Products on this page are Greenguard® certified.

Virco®

CLASSROOM FURNITURE

SOLD IN FULL CARTONS ONLY

Model No.	Stocked Models	Assemble to Order Models	Description	Unit Price F.O.B. Warehouse	Units Per Carton	Unit Weight	Unit Cube	Fed. Ex.	Freight Class
-----------	----------------	--------------------------	-------------	-----------------------------	------------------	-------------	-----------	----------	---------------

ZUMA® SERIES - ZBOOM Desks (28" x 28" Top)

Tubular steel frame, boomerang-shaped work surface. Models are available with an FRW™ hard plastic work surface. Work surface enables 4-desk clusters for collaborative learning activities. Metal surfaces are available chromed or with a powder coat finish. Nylon-base swivel glides. Optional steel-base and felt-base glides are available.

Optional Wire Book Basket: An all-steel, open-view, book basket measuring 4"H x 18"W x 15"D. Models with a book basket include the letters BR.

Optional Paper/Pencil Tray: A plastic paper/pencil tray is available for use with the book basket. Models with a book basket and paper/pencil tray include the letters BRT.

Optional Plastic Book Box: A 17½"W x 16"D x 4¼"H rectangular book box consisting of molded polypropylene. Models with a book box include the letters BB.

Optional Chrome Backpack Hanger: Steel rod with a mounting plate, attached to the underside of the work surface. Models with a backpack hanger include the letters BH.

Optional Stand-Up Height: An optional stand-up height top range of 29"-41". Models with optional stand-up height legs include the letters SU.

Optional Leg Brace: An arched, tubular steel leg brace is available for use only with optional stand-up height models. Use of the leg brace reduces the height range from 29"-41" to 31"-41". Model numbers with a leg brace include the letters LB. Leg brace components are only available with a powder coat finish.

Optional Caster: A single caster is available only for the desk's middle leg; this single caster is not available for use with desks having stand-up height legs. Use of the caster increases the height range from 22"-34" to 23"-34". Models with a caster include the letter C.

Optional Tote Tray: A 3" deep plastic tote tray is included attachment rails and fasteners for mounting the tote tray. Model numbers with a tote tray include the letters TT.

Optional Gang Brackets: These consist of two steel plates with a strip of 3M® Dual Lock fastener adhered to each; two gang brackets are secured to the underside of the work surface along the edges. Ganging takes place by fastening the gang brackets of adjoining desks. Models with gang brackets include the letter G.

Standard Adjustable Legs, 22"-34"H

ZBOOMBBBHG			Plastic book box, backpack hanger, gang device.	497.00	2	33.4	4.69	*	85
ZBOOMBBBHM			Plastic book box, backpack hanger.	475.00	2	32.9	4.69	*	85
ZBOOMBBGM			Plastic book box, gang device.	477.00	2	32.9	4.69	*	85
ZBOOMBBM	✓ pg. 4	✓ pg. 23	Plastic book box.	455.00	2	32.4	4.69	*	85
ZBOOMBHGM			Backpack hanger, gang device.	457.00	2	30.9	4.69	*	85
ZBOOMBHM		✓ pg. 23	Backpack hanger.	435.00	2	30.4	4.69	*	85
ZBOOMBRBHG			Wire book basket, backpack hanger, gang device.	487.00	2	33.2	4.69	*	85
ZBOOMBRBHM			Wire book basket, backpack hanger.	465.00	2	32.7	4.69	*	85
ZBOOMBRGM			Wire book basket, gang device.	467.00	2	32.7	4.69	*	85
ZBOOMBRM		✓ pg. 23	Wire book basket.	445.00	2	32.2	4.69	*	85
ZBOOMBRTGM			Wire book basket, pencil/paper tray, gang device.	487.00	2	35.3	4.69	*	85
ZBOOMBRTM			Wire book basket, pencil/paper tray.	465.00	2	34.9	4.69	*	85
ZBOOMGM			Gang device.	437.00	2	30.4	4.69	*	85
ZBOOMM		✓ pg. 23	Hard plastic top.	415.00	2	29.9	4.69	*	85
ZBOOMTTBHG			Tote tray rails and 3" deep tote tray, backpack hanger, gang device.	506.00	2	34.0	4.69	*	85
ZBOOMTTBHM			Tote tray rails and 3" deep tote tray, backpack hanger.	484.00	2	33.5	4.69	*	85
ZBOOMTTGM			Tote tray rails and 3" deep tote tray, gang device.	486.00	2	33.5	4.69	*	85
ZBOOMTTM			Tote tray rails and 3" deep tote tray.	464.00	2	33.0	4.69	*	85

Standard Adjustable Legs with Casters, 23"-34"H

ZBOOMBBBCHM			Plastic book box, backpack hanger, one caster.	525.00	2	33.5	4.69		85
ZBOOMBBCHGM			Plastic book box, one caster, gang device.	527.00	2	33.0	4.69		85
ZBOOMBBCHM			Plastic book box, one caster.	505.00	2	32.5	4.69	*	85
ZBOOMBCHGM			Backpack hanger, one caster, gang device.	507.00	2	31.0	4.69	*	85
ZBOOMBCHM			Backpack hanger, one caster.	485.00	2	30.5	6.67	*	85
ZBOOMBRBCHGM			Wire book basket, backpack hanger, one caster, gang device.	537.00	2	33.3	4.69	*	85
ZBOOMBRBCHM			Wire book basket, backpack hanger, one caster.	515.00	2	32.8	4.69	*	Call
ZBOOMBRCHGM			Wire book basket, one caster, gang device.	517.00	2	33.0	4.69		85
ZBOOMBRCHM			Wire book basket, one caster.	495.00	2	32.3	4.69	*	85
ZBOOMBRTBCHGM			Wire book basket, pencil/paper tray, backpack hanger, one caster, gang device.	557.00	2	36.0	4.69	*	85
ZBOOMBRTBCHM			Wire book basket, pencil/paper tray, backpack hanger, one caster.	535.00	2	35.5	4.69	*	85
ZBOOMBRTCHGM			Wire book basket, pencil/paper tray, one caster, gang device.	537.00	2	35.5	4.69	*	Call

ZUMA Series continued on page 82.



CLASSROOM FURNITURE

SOLD IN FULL CARTONS ONLY

Model No.	Stocked Models	Assemble to Order Models	Description	Unit Price F.O.B. Warehouse	Units Per Carton	Unit Weight	Unit Cube	Fed Ex.	Freight Class
-----------	----------------	--------------------------	-------------	-----------------------------	------------------	-------------	-----------	---------	---------------

ZUMA® SERIES - ZBOOM Desks (28" x 28" Top) continued




Standard Adjustable Legs with Casters, 23"-34"H continued

	ZBOOMBRTCM		Wire book basket, pencil/paper tray, one caster.	515.00	2	35.0	4.69	*	85
	ZBOOMCGM		One caster, gang device.	487.00	2	30.8	4.69		85
	ZBOOMCM	✓ pg. 23	One caster.	465.00	2	30.0	4.69	*	85
	ZBOOMTTBHCGM		Tote tray rails and 3" deep tote tray, backpack hanger, one caster, gang device.	556.00	2	34.1	4.69	*	85
	ZBOOMTTBHC		Tote tray rails and 3" deep tote tray, backpack hanger, one caster.	534.00	2	33.9	4.69		85
	ZBOOMTTTCGM		Tote tray rails and 3" deep tote tray, one caster, gang device.	536.00	2	33.6	4.69	*	85
	ZBOOMTTTC		Tote tray rails and 3" deep tote tray, one caster.	514.00	2	33.1	4.69	*	85

Stand-Up Adjustable Legs, 29"-41"H

	ZBOOMSUBBBHGM		Plastic book box, backpack hanger, gang device.	537.00	2	37.5	6.67	*	85
	ZBOOMSUBBBHM		Plastic book box, backpack hanger.	515.00	2	37.1	6.67	*	85
	ZBOOMSUBBGM		Plastic book box, gang device.	517.00	2	36.7	6.67		85
	ZBOOMSUBBM		Plastic book box.	495.00	2	36.6	6.67	*	85
	ZBOOMSUBHGM		Backpack hanger, gang device.	497.00	2	35.0	6.67	*	85
	ZBOOMSUBHM		Backpack hanger.	475.00	2	34.5	6.67	*	85
	ZBOOMSUBRBHGM		Wire book basket, backpack hanger, gang device.	527.00	2	37.2	6.67		85
	ZBOOMSUBRBHM		Wire book basket, backpack hanger.	505.00	2	36.7	6.67		85
	ZBOOMSUBRGM		Wire book basket, gang device.	507.00	2	36.8	6.67	*	85
	ZBOOMSUBRM		Wire book basket.	485.00	2	36.3	6.67	*	85
	ZBOOMSUBRTBHG		Wire book basket, pencil/paper tray, backpack hanger, gang device.	547.00	2	39.9	6.67		85
	ZBOOMSUBRTBHM		Wire book basket, pencil/paper tray, backpack hanger.	525.00	2	39.5	6.67	*	85
	ZBOOMSUBRTGM		Wire book basket, pencil/paper tray, gang device.	527.00	2	39.4	6.67		85
	ZBOOMSUBRTM		Wire book basket, pencil/paper tray.	505.00	2	39.0	6.67		85
	ZBOOMSUGM		Gang device.	477.00	2	34.5	6.67	*	85
	ZBOOMSUM	✓ pg. 23	Hard plastic top.	455.00	2	34.0	6.67	*	85
	ZBOOMSUTTBHGM		Tote tray rails and 3" deep tote tray, backpack hanger, gang device.	546.00	2	38.0	6.67		85
	ZBOOMSUTTBHM		Tote tray rails and 3" deep tote tray, backpack hanger.	524.00	2	37.7	6.67	*	85
	ZBOOMSUTTGM		Tote tray rails and 3" deep tote tray, gang device.	526.00	2	37.6	6.67	*	85
	ZBOOMSUTTM		Tote tray rails and 3" deep tote tray.	504.00	2	37.2	6.67	*	85

Stand-Up Adjustable Legs with Leg-Brace, 31"-41"H

	ZBOOMSULBBBHGM		Plastic book box, backpack hanger, gang device.	567.00	2	39.8	6.67	*	85
	ZBOOMSULBBBHM		Plastic book box, backpack hanger.	545.00	2	39.3	6.67	*	85
	ZBOOMSULBBBGM		Plastic book box, gang device.	547.00	2	39.3	6.67	*	85
	ZBOOMSULBBBM		Plastic book box.	525.00	2	38.8	6.67	*	85
	ZBOOMSULBBHGM		Backpack hanger, gang device.	527.00	2	37.2	6.67	*	85
	ZBOOMSULBBHM		Backpack hanger.	505.00	2	36.8	6.67	*	85
	ZBOOMSULBBRBHGM		Wire book basket, backpack hanger, gang device.	557.00	2	39.5	6.67	*	85
	ZBOOMSULBBRBHM		Wire book basket, backpack hanger.	535.00	2	39.1	6.67	*	85
	ZBOOMSULBBRGM		Wire book basket, gang device.	537.00	2	39.0	6.67	*	85
	ZBOOMSULBBRM		Wire book basket.	515.00	2	38.6	6.67	*	85
	ZBOOMSULBBRTBHG		Wire book basket, pencil/paper tray, backpack hanger, gang device.	577.00	2	42.2	6.67	*	85
	ZBOOMSULBBRTBHM		Wire book basket, pencil/paper tray, backpack hanger.	555.00	2	41.7	6.67	*	Call
	ZBOOMSULBBRTGM		Wire book basket, pencil/paper tray, gang device.	557.00	2	41.7	6.67	*	85
	ZBOOMSULBBRTM		Wire book basket, pencil/paper tray.	535.00	2	41.2	6.67	*	85
	ZBOOMSULBGM		Gang device.	507.00	2	36.7	6.67	*	85



Products on this page are Greenguard® certified.

Virco®

CLASSROOM FURNITURE

SOLD IN FULL CARTONS ONLY

Model No.	Stocked Models	Assemble to Order Models	Description	Unit Price F.O.B. Warehouse	Units Per Carton	Unit Weight	Unit Cube	Fed Ex.	Freight Class
-----------	----------------	--------------------------	-------------	-----------------------------	------------------	-------------	-----------	---------	---------------

ZUMA® SERIES - ZBOOM Desks (28" x 28" Top) continued

Stand-Up Adjustable Legs with Leg-Brace, 31"-41"H continued

ZBOOMSULBTGM			Tote tray rails and 3" deep tote tray, ganging device.	556.00	2	39.9	6.67	*	85
ZBOOMSULBTBHG			Tote tray rails and 3" deep tote tray, backpack hanger, ganging device.	576.00	2	40.4	6.67	*	85
ZBOOMSULBTBHM			Tote tray rails and 3" deep tote tray, backpack hanger.	554.00	2	39.9	6.67	*	85
ZBOOMSULBTM			Tote tray rails and 3" deep tote tray.	534.00	2	39.4	6.67	*	85
Steel-Base Glides - Add "SG" to the model no. (e.g., ZBOOMBBBHGMSG). Available with a 4 - 8 weeks lead time unless stated otherwise.				No Upcharge					
Felt-Base Glides - Add "FG" to the model no. (e.g., ZBOOMBBBHGMFG). Available with a 4 - 8 weeks lead time unless stated otherwise.				No Upcharge					

ZUMA® SERIES - Wheelchair Height ZBOOM Desks (33" x 33" Top)

Tubular steel frame, boomerang-shaped work surface. Models are available with an FRW™ hard plastic work surface. Work surface enables 4-desk clusters for collaborative learning activities. Metal surfaces are available chromed or with a powder coat finish. Nylon-base swivel glides. Optional steel-base and felt-base glides are available. Optional Caster: A single caster is available only for the desk's middle leg; this single caster is not available for use with desks having stand-up height legs. Use of the caster increases the height range from 22"-34" to 23"-34" Models with a caster include the letter C. Optional Gang Brackets: These consist of two steel plates with a strip of 3M® Dual Lock fastener adhered to each; two gang brackets are secured to the underside of the work surface along the edges. Ganging takes place by fastening the gang brackets of adjoining desks. Models with gang brackets include the letter G. This desk provides 30" minimum width of unobstructed clearance, and 19" minimum depth of unobstructed clearance, and 27" minimum height beneath the work surface of unobstructed clearance, which complies with Federal ADA guidelines and standards.

ZBOOMW			22½"-34½"H.	405.00	2	35.3	7.24	*	85
ZBOOMWC			23½"-34½"H, one caster.	455.00	2	35.4	7.24	*	85
ZBOOMWG			22½"-34½"H, ganging device.	427.00	2	35.8	7.24	*	85
ZBOOMWCG			23½"-34½"H, one caster, ganging device.	477.00	2	35.9	7.24	*	85

OPTIONS

Steel-Base Glides - Add "SG" to the model no. (e.g., ZBOOMWSG). Available with a 4 - 8 weeks lead time unless stated otherwise.				No Upcharge					
Felt-Base Glides - Add "FG" to the model no. (e.g., ZBOOMWFG). Available with a 4 - 8 weeks lead time unless stated otherwise.				No Upcharge					

ZUMA® SERIES - 2-Student Desks (22"D x 60"W Top)

Tubular steel frame. Models are available with a 29½" fixed-height. Models come with a 1½" thick particleboard-core high-pressure laminate work surface with 1½" profile T-mold edge banding. Metal surfaces are available chromed or with a powder coat finish. Nylon-base swivel glides. Optional Wire Book Basket: An all-steel, open-view, book basket measuring 4"H x 18"W x 15"D. Models with a book basket include the letters BR. Optional Plastic Book Box: A 17½"W x 16"D x 4¼"H rectangular book box consisting of molded polypropylene. Models with a book box include the letters BOX.

ZDESK226029			29½" fixed height.	738.00	1	77.8	25.84		150
ZDESK226029BOX			29½" fixed height, two plastic book boxes.	778.00	1	82.3	25.84		150
ZDESK226029BR			29½" fixed height, two wire book baskets.	768.00	1	82.2	25.84		150

ZUMA® SERIES - Student Desks (22¾"D x 31½"W Top)

Tubular steel frame. Models come with an FRW™ hard plastic work surface which includes a pencil groove. Metal surfaces are available chromed or with a powder coat finish. Nylon-base swivel glides. Optional Wire Book Basket: An all-steel, open-view, book basket measuring 4"H x 18"W x 15"D. Models with a book basket include the letters BR. Optional Paper/Pencil Tray: A plastic paper/pencil tray is available for use with the book basket. Models with a book basket and paper/pencil tray include the letters BRT. Optional Plastic Book Box: A 17½"W x 16"D x 4¼"H rectangular book box consisting of molded polypropylene. Models with a book box include the letters BOX. Optional Chrome Backpack Hanger: Steel rod with a mounting plate, attached to the underside of the work surface. Models with a backpack hanger include the letters BH.

29" Fixed Height

ZDESK29BHM			29" fixed height, backpack hanger.	495.00	2	35.5	8.04		150
ZDESK29BOXM			29" fixed height, plastic book box.	515.00	2	37.3	8.04		150
ZDESK29BRBHM			29" fixed height, wire book basket, backpack hanger.	525.00	2	37.8	8.04		150
ZDESK29BRM			29" fixed height, wire book basket.	505.00	2	37.3	8.04		150
ZDESK29BRTBHM			29" fixed height, wire book basket, paper/pencil tray, backpack hanger.	545.00	2	39.0	8.04		150
ZDESK29BRTM			29" fixed height, wire book basket, paper/pencil tray.	525.00	2	38.6	8.04		150
ZDESK29M		✓ pg. 23	29" fixed height.	475.00	2	35.0	8.04		150

ZUMA Series continued on page 84.



Products on this page are Greenguard® certified.

CLASSROOM FURNITURE

SOLD IN FULL CARTONS ONLY

Model No.	Stocked Models	Assemble to Order Models	Description	Unit Price F.O.B. Warehouse	Units Per Carton	Unit Weight	Unit Cube	Fed Ex.	Freight Class
-----------	----------------	--------------------------	-------------	-----------------------------	------------------	-------------	-----------	---------	---------------

ZUMA® SERIES - Student Desks (28" x 21½" Top)

Tubular steel frame. Models are available with an FRW™ hard plastic work surface which includes a pencil groove. Metal surfaces are available chromed or with a powder coat finish. Nylon-base swivel glides.

Optional Wire Book Basket: An all-steel, open-view, book basket measuring 4"H x 18"W x 15"D. Models with a book basket include the letters BR.

Optional Paper/Pencil Tray: A plastic paper/pencil tray is available for use with the book basket. Models with a book basket and paper/pencil tray include the letters BRT.

Optional Plastic Book Box: A 17½"W x 16"D x 4¼"H rectangular book box consisting of molded polypropylene. Models with a book box include the letters BOX.

Optional Chrome Backpack Hanger: Steel rod with a mounting plate, attached to the underside of the work surface. Models with a backpack hanger include the letters BH.



ZDESK29QBOXM			Plastic book box.	515.00	2	34.0	8.05		150
ZDESK29QBRM			Wire book basket.	505.00	2	33.9	8.05		150
ZDESK29QBRTM			Wire book basket, paper/pencil tray.	525.00	2	35.1	8.05		150
ZDESK29QM		✓ pg. 23	Hard plastic top.	475.00	2	31.6	8.05		150

ZUMA® SERIES - Wheelchair-Accessible Student Desk

Tubular steel cantilever frame. Work surface height is 29½". Models are available with a 23"D x 35"W x 1½" thick particleboard-core high-pressure laminate bowfront work surface with 1½" profile T-mold edge banding. Metal surfaces are available chromed or with a powder coat finish. Nylon-base swivel glides. This desk provides 30" minimum width of unobstructed clearance, and 19" minimum depth of unobstructed clearance, and 27" minimum height beneath the work surface of unobstructed clearance, which complies with Federal ADA guidelines and standards.



ZDESK29W			Wheelchair-accessible student desk.	515.00	1	48.0	17.17	*	150
----------	--	--	-------------------------------------	--------	---	------	-------	---	-----

ZUMA® SERIES - Trapezoid Shaped Student Desks

Tubular steel frame. Models are available with an FRW™ hard plastic work surface which includes a pencil groove. Six desks can be clustered into a 6-foot hexagon (HEX model numbers) or 7-foot octagon (OCT model numbers) for collaborative learning activities. Metal surfaces are available chromed or with a powder coat finish. Nylon-base swivel glides. Optional steel-base and felt-base glides are available.

Optional Wire Book Basket: An all-steel, open-view, book basket measuring 4"H x 18"W x 15"D. Models with a book basket include the letters BR.

Optional Paper/Pencil Tray: A plastic paper/pencil tray is available for use with the book basket. Models with a book basket and paper/pencil tray include the letters BRT.

Optional Plastic Book Box: A 17½"W x 16"D x 4¼"H rectangular book box consisting of molded polypropylene. Models with a book box include the letters BOX.

Optional Chrome Backpack Hanger: Steel rod with a mounting plate, attached to the underside of the work surface. Models with a backpack hanger include the letters BH.

NOTE: Work surface size does not permit the optional backpack hanger to be used simultaneously with the optional book basket, or with the book basket and pencil tray.

Groups as a Hexagon, 21½"D x 33"W



ZHEX30BHM			Backpack hanger, 30"H.	371.00	2	33.6	7.94		85
ZHEX30BOXM			Plastic book box, 30"H.	391.00	2	36.8	7.94		85
ZHEX30BRM			Wire book basket, 30"H.	381.00	2	34.0	7.94		85
ZHEX30BRTM			Wire book basket, paper/pencil tray, 30"H.	401.00	2	35.8	7.94		85
ZHEX30M			30"H.	351.00	2	33.3	7.94		85
ZHEXBHM			Backpack hanger, 22"-34"H.	331.00	2	32.1	4.31		85
ZHEXBOXM	✓ pg. 4	✓ pg. 23	Plastic book box, 22"-34"H.	351.00	2	34.1	4.31		150
ZHEXBRM		✓ pg. 23	Wire book basket, 22"-34"H.	341.00	2	34.0	4.31		85
ZHEXBRTM			Wire book basket, pencil tray, 22"-34"H.	361.00	2	39.2	4.31		85
ZHEXM	✓ pg. 4	✓ pg. 23	22"-34"H.	311.00	2	31.6	4.31		150



Products on this page are Greenguard® certified.

Virco®

CLASSROOM FURNITURE

SOLD IN FULL CARTONS ONLY

Model No.	Stocked Models	Assemble to Order Models	Description	Unit Price F.O.B. Warehouse	Units Per Carton	Unit Weight	Unit Cube	Fed Ex.	Freight Class
-----------	----------------	--------------------------	-------------	-----------------------------	------------------	-------------	-----------	---------	---------------

ZUMA® SERIES - Trapezoid Shaped Student Desks continued

Groups as an Octagon, 21½"D x 30¾"W



ZOCT30BHM			Backpack hanger, 30"H.	371.00	2	33.4	7.94		85
ZOCT30BOXM			Plastic book box, 30"H.	391.00	2	31.8	3.30		85
ZOCT30BRM			Wire book basket, 30"H.	381.00	2	31.8	3.30		85
ZOCT30BRTM			Wire book basket, paper/pencil tray, 30"H.	401.00	2	36.0	7.94		85
ZOCT30M			30"H.	351.00	2	32.9	7.94		85
ZOCTBHM			Backpack hanger, 22"-34"H.	331.00	2	31.3	4.31		85
ZOCTBOXM			Plastic book box, 22"-34"H.	351.00	2	33.3	4.31		150
ZOCTBRM			Wire book basket, 22"-34"H.	341.00	2	33.2	4.31		150
ZOCTBRTM			Wire book basket, paper/pencil tray, 22"-34"H.	361.00	2	36.0	4.31		85
ZOCTM			22"-34"H.	311.00	2	30.8	4.31		85

OPTIONS

Steel-Base Glides - Add "SG" to the model no. (e.g., ZOCTMSG). Available with a 4 - 8 weeks lead time unless stated otherwise.	No Upcharge
Felt-Base Glides - Add "FG" to the model no. (e.g., ZOCTMFG). Available with a 4 - 8 weeks lead time unless stated otherwise.	No Upcharge

HOW TO ORDER:

- Plastic, top and frame finish colors and color codes are listed on pages xi-xii.
- To order chairs, specify the model number, plastic seat, and frame finish color codes (e.g., ZU415-BLU40-CHRM).
- To order task and lab chairs, specify the model number, plastic seat and base color codes (e.g., ZTASK18-BLU40-BLK01).
- To order combo units, specify the model number, plastic seat, top and frame finish color codes (e.g., ZSLEDBRM-BLU40-BRN38-CHRM).
- To order student desks, specify the model number, plastic (which includes book box and pencil tray), top and frame finish color codes (e.g., ZHEXBRTM-BLU40-BRN38-GRY02).



CLASSROOM FURNITURE

SOLD IN FULL CARTONS ONLY

Model No.	Stocked Models	Assemble to Order Models	Description	Unit Price F.O.B. Warehouse	Units Per Carton	Unit Weight	Unit Cube	Fed Ex.	Freight Class
-----------	----------------	--------------------------	-------------	-----------------------------	------------------	-------------	-----------	---------	---------------

120 SERIES - Stools

Tubular steel frame, one-piece molded polypropylene seat, nylon-base swivel glides. Optional steel-base and felt-base glides are available for models 12018, 12024 and 12030 only. Metal surfaces are available chromed or with a powder coat finish.



12018		✓ pg. 12	17 $\frac{3}{4}$ " seat height	166.00	2	8.3	1.72	*	150
12024		✓ pg. 12	23 $\frac{3}{8}$ " seat height	176.00	2	9.5	2.21		150
12030			29 $\frac{3}{8}$ " seat height	186.00	2	10.5	2.14		150
1201927SG	✓ pg. 2		19"-27" adjustable seat height, steel-base swivel glides only	186.00	2	10.4	1.46	*	150
1202533SG			25"-33" adjustable seat height, steel-base swivel glides only	196.00	2	11.7	2.14	*	150

OPTIONS

Steel-Base Glides - Add "SG" to the model no. (e.g., 12018SG).

No Upcharge

Felt-Base Glides - Add "FG" to the model no. (e.g., 12018FG). Not offered on models 1201927SG & 1202533SG.

No Upcharge

HOW TO ORDER:

- Plastic and frame finish colors and color codes are listed on pages xi-xii.
- To order, specify the model number, plastic seat and frame finish color codes. (e.g., 12018-BLU51-CHRM).

121 SERIES - Stools (Martest 21® Hard Plastic)

Tubular steel frame, molded Martest 21® or Fortified Recycled Wood™ (FRW™) hard plastic seat, nylon-base swivel glides. Optional steel-base and felt-base glides are available for models 12118, 12124 and 12130 only. Metal surfaces are available chromed or with a powder coat finish.



12118	✓ pg. 2	✓ pg. 12	17 $\frac{3}{4}$ " seat height	230.00	2	10.7	1.72	*	125
12124	✓ pg. 2	✓ pg. 12	23 $\frac{3}{8}$ " seat height	240.00	2	12.4	2.21		150
12130	✓ pg. 2		29 $\frac{3}{4}$ " seat height.	250.00	2	13.2	2.14		150
1211927SG	✓ pg. 2		19"-27" adjustable seat height, steel-base swivel glides only.	250.00	2	12.8	1.46	*	150
1212533SG			25"-33" adjustable seat height, steel-base swivel glides only.	260.00	2	14.5	2.21	*	150

OPTIONS

Steel-Base Glides - Add "SG" to the model no. (e.g., 12118SG). Available with a 4 - 8 weeks lead time unless stated otherwise.

No Upcharge

Felt-Base Glides - Add "FG" to the model no. (e.g., 12118FG). Not offered on models 1211927SG & 1212533SG. Available with a 4 - 8 weeks lead time unless stated otherwise.

No Upcharge

HOW TO ORDER:

- Plastic and frame finish colors and color codes are listed on pages xi-xii.
- To order, specify the model number, plastic seat and frame finish color codes. (e.g., 12118-BLU51-CHRM).



CLASSROOM FURNITURE

SOLD IN FULL CARTONS ONLY

Model No.	Stocked Models	Assemble to Order Models	Description	Unit Price F.O.B. Warehouse	Units Per Carton	Unit Weight	Unit Cube	Fed Ex.	Freight Class
-----------	----------------	--------------------------	-------------	-----------------------------	------------------	-------------	-----------	---------	---------------

122 SERIES - Stools

Tubular steel frame, formed steel seat with a Masonite® inset, nylon-base swivel glides. Optional steel-base and felt-base glides are available for models 12218, 12224 and 12230 only. Metal surfaces are available with a Silver Mist steel frame powder coat finish.



12218		✓ pg. 12	17½" seat height	167.00	2	10.7	1.72		92.5
12224		✓ pg. 12	23¾" seat height	177.00	2	11.5	2.21		92.5
12230		✓ pg. 12	29¾" seat height	187.00	2	12.7	2.21		92.5
1221927SG	✓ pg. 2		19"-27" adjustable seat height, steel-base swivel glides only	187.00	2	12.7	1.46	*	150
1222533SG		✓ pg. 12	25"-33" adjustable seat height, steel-base swivel glides only	197.00	2	13.7	2.21	*	150

OPTIONS

Steel-Base Glides - Add "SG" to the model no. (e.g., 12218SG).

No Upcharge

Felt-Base Glides - Add "FG" to the model no. (e.g., 12218FG). Not offered on models 1221927SG & 1222533SG.

No Upcharge

HOW TO ORDER:

- To order, specify the model number and Silver Mist frame (GRY02). (e.g., 12218-GRY02).

125 SERIES - Stools

Tubular steel frame, 1" thick wooden seat, nylon-base swivel glides. Black frame with Chrome lower legs. Light Oak seat and backrest.



1251836		✓ pg. 12	18"-29½" seat height.	541.00	1	17.0	1.69		92.5
1251836B		✓ pg. 12	18"-29½" seat height. *One unit, ships in two cartons.	739.00	1*	22.4	2.04		Call

HOW TO ORDER:

- To order, specify the model number and OAK083-BLK01. (e.g., 1251836-OAK083-BLK01).

CLASSROOM FURNITURE

SOLD IN FULL CARTONS ONLY

Model No.	Stocked Models	Assemble to Order Models	Description	Unit Price F.O.B. Warehouse	Units Per Carton	Unit Weight	Unit Cube	Fed Ex.	Freight Class
-----------	----------------	--------------------------	-------------	-----------------------------	------------------	-------------	-----------	---------	---------------

72 SERIES - Student Desks (18" x 24" Top)

Tubular steel frame, nylon-base swivel glides. Models are available with an FRW™ hard plastic work surface, or a particleboard-core high-pressure laminate work surface with beveled and lacquer-sealed edges. Models are available with a 25"-30" adjustable-height work surface; or a 30" fixed-height work surface. Available with or without a steel-rod bookrack. Metal surfaces are available chromed. Optional steel-base and felt-base glides are available.



72BRLB			25"-30" adjustable height, laminate top, bookrack.	309.00	2	28.0	5.43		150
72LB			25"-30" adjustable height, laminate top, no bookrack.	279.00	2	28.0	5.43		150
72BRLBM		✓ pg. 24	25"-30" adjustable height, hard plastic top, bookrack.	359.00	2	32.8	4.86		150
72LBM		✓ pg. 24	25"-30" adjustable height, hard plastic top, no bookrack.	329.00	2	25.6	4.86		150
72BRLBN30			30" fixed height, laminated top, bookrack.	349.00	2	29.1	5.44		150
72LBN30			30" fixed height, laminated top, no bookrack.	369.00	2	24.1	5.44		150
72BRLBN30M		✓ pg. 24	30" fixed height, hard plastic top, bookrack.	399.00	2	33.1	5.44		150
72LBN30M		✓ pg. 24	30" fixed height, hard plastic top, no bookrack.	419.00	2	28.1	5.44		150

OPTIONS

Steel-Base Glides - Add "SG" to the model no. (e.g., 72BRLBSG).	No Upcharge
Felt-Base Glides - Add "FG" to the model no. (e.g., 72BRLBFG).	No Upcharge

HOW TO ORDER:

- Plastic, top and frame finish colors and color codes are listed on pages xi-xii.
- To order, specify the model number, top, edge and frame finish color codes (e.g., 72BRLBM-BRN38-CHRM).

723 SERIES - Student Desks (34"W x 20"D Top)

Tubular steel frame, nylon-base swivel glides. Models are available with an FRW™ hard plastic work surface, or a particleboard-core high-pressure laminate work surface with beveled and lacquer-sealed edges. Models are available with a 25¼"-35¼" adjustable-height work surface. Metal surfaces are available chromed. Optional steel-base and felt-base glides are available. Models designated with a "W" provides 30" minimum width of unobstructed clearance, and 19" minimum depth of unobstructed clearance, and 27" minimum height beneath the work surface of unobstructed clearance, which complies with Federal ADA guidelines and standards.



723W			25¼"-35¼" adjustable height, laminated top. Meets Federal ADA guidelines and standards, as noted above.	331.00	2	33.7	6.88		150
723WM			25¼"-35¼" adjustable height, hard plastic top. Meets Federal ADA guidelines and standards, as noted above.	401.00	2	31.5	6.88		150

OPTIONS

Steel-Base Glides - Add "SG" to the model no. (e.g., 723WSG).	No Upcharge
Felt-Base Glides - Add "FG" to the model no. (e.g., 723WFG).	No Upcharge

HOW TO ORDER:

- Plastic, top and frame finish colors and color codes are listed on pages xi-xii.
- To order, specify the model number, top, edge and frame finish color codes (e.g., 723WM-BRN38-GRY02).



CLASSROOM FURNITURE

SOLD IN FULL CARTONS ONLY

Model No.	Stocked Models	Assemble to Order Models	Description	Unit Price F.O.B. Warehouse	Units Per Carton	Unit Weight	Unit Cube	Fed Ex.	Freight Class
-----------	----------------	--------------------------	-------------	-----------------------------	------------------	-------------	-----------	---------	---------------

751 SERIES - Student Desks (18" x 24" Top)

Tubular steel frame, enclosed steel book box with a lift-lid top. Adjustable top height range of 22" to 30". Book box dimensions are 23½"W x 17¾"D x 5"H. Models are available with an FRW™ hard plastic work surface, or a particleboard-core high-pressure laminate work surface with beveled and lacquer-sealed edges. Four nylon-base swivel glides, one of which is adjustable. Optional steel-base and felt-base glides are available. Models are available with a book box and upper legs with a powder coat finish and chrome lower legs, or a book box with a powder coat finish and chromed upper and lower legs.



751MBB	✓ pg. 5	✓ pg. 24	Laminate top.	346.00	2	28.4	4.17	*	85
751MBBM		✓ pg. 24	Hard plastic top.	396.00	2	32.2	4.17	*	85

OPTIONS

Steel-Base Glides - Add "SG" to the model no. (e.g., 751MBBSG).

No Upcharge

Felt-Base Glides - Add "FG" to the model no. (e.g., 751MBBFG).

No Upcharge

HOW TO ORDER:

- Plastic, top and frame finish colors and color codes are listed on pages xi-xii.
- To order, specify the model number, book box, top, and frame finish color codes (e.g., 751MBB-BLK01-MPL385CLR-BLK01).

765 SERIES - Student Desks

Tubular steel frame, large steel book compartment and a 15" x 31" polyethylene modesty panel. The double-level book compartment consists of steel and has the following dimensions: inside width: 11½"; overall depth: 15½"; overall inside height: 14"; inside height, top level: 4"; inside height, bottom level: 10". Adjustable top height range of 22" to 30". Models are available with an FRW™ hard plastic work surface, or a particleboard-core high-pressure laminate work surface with beveled and lacquer-sealed edges. Four nylon-base swivel glides, one of which is adjustable. Optional steel-base and felt-base glides are available. The book box and upper legs are available with a powder coat finish. The lower legs are chromed.



765MBB	✓ pg. 5	✓ pg. 25	Laminate top.	321.00	1	34.6	8.60	*	85
765MBBM			Hard plastic top.	391.00	1	40.7	8.60	*	85

OPTIONS

Steel-Base Glides - Add "SG" to the model no. (e.g., 765MBBSG).

No Upcharge

Felt-Base Glides - Add "FG" to the model no. (e.g., 765MBBFG).

No Upcharge

HOW TO ORDER:

- Plastic, top and frame finish colors and color codes are listed on pages xi-xii.
- To order, specify the model number, top, edge and frame finish color codes (e.g., 765MBB-GRY091BLK01-BLK01).

785 SERIES - Student Desks (18" x 24" Top) - Open-Front Book Box

Tubular steel frame, open-front book box. Models are available with a tubular steel leg brace. Adjustable top height range of 22" to 30". Models are available with an FRW™ hard plastic work surface, or a particleboard-core high-pressure laminate work surface with beveled and lacquer-sealed edges. Four nylon-base swivel glides, one of which is adjustable. Optional steel-base and felt-base glides are available. Models are available with a book box and upper legs with a powder coat finish and chrome lower legs, or a book box with a powder coat finish and chromed upper and lower legs.

Open-Front Plastic Book Box - (21"W x 16"D x 4¼"H)



785	✓ pg. 5	✓ pg. 25	Laminate top, plastic book box.	176.00	2	20.9	3.55		85
785LB			Laminate top, plastic book box, leg brace.	196.00	2	21.8	4.86	*	85
785M	✓ pg. 5	✓ pg. 25	Hard plastic top, plastic book box.	226.00	2	24.7	3.55		85
785LBM			Hard plastic top, plastic book box, leg brace.	246.00	2	25.8	4.86		85

785 Series continued on page 90.



Products on this page are Greenguard® certified.

CLASSROOM FURNITURE

SOLD IN FULL CARTONS ONLY

Model No.	Stocked Models	Assemble to Order Models	Description	Unit Price F.O.B. Warehouse	Units Per Carton	Unit Weight	Unit Cube	Fed Ex.	Freight Class
-----------	----------------	--------------------------	-------------	-----------------------------	------------------	-------------	-----------	---------	---------------

785 SERIES - Student Desks (18" x 24" Top) - Open-Front Book Box continued

Open-Front Metal Book Box - (21½"W x 15"D x 4¼"H)



785MBB	✓ pg. 5	✓ pg. 26	Laminate top.	186.00	2	26.4	3.55		85
785MBBLB			Laminate top, leg brace.	206.00	2	27.6	4.86		85
785MBBM	✓ pg. 5	✓ pg. 26	Hard plastic top.	236.00	2	30.2	3.55		85
785MBBLBM			Hard plastic top, leg brace.	256.00	2	31.3	4.86		85

OPTIONS

Steel-Base Glides - Add "SG" to the model no. (e.g., 785MBBSG).

No Upcharge

Felt-Base Glides - Add "FG" to the model no. (e.g., 785MBBFG).

No Upcharge

HOW TO ORDER:

- Plastic, top and frame finish colors and color codes are listed on pages xi-xii.
- To order, specify the model number, book box, top, and frame finish color codes (e.g., 785-BLK01-OAK084CLR-BLK01).

785 SERIES - Student Desks (32½" x 19⅞" Top) Collaborative Top

Tubular steel frame, open-front book box. Tops are hexagon-shaped to support collaborative grouping of desks. Adjustable top height range of 22" to 30". Models are available with an FRW™ hard plastic work surface, or a particleboard-core high-pressure laminate work surface with beveled and lacquer-sealed edges. Four nylon-base swivel glides, one of which is adjustable. Optional steel-base and felt-base glides are available. Models are available with powder coat finish upper legs and chrome lower legs. Available with a backpack hanger.

Open-Front Plastic Book Box - (21"W x 16"D x 4¼"H)



785CT		✓ pg. 26	Laminate top.	236.00	2	26.2	5.91		85
785CTBH			Laminate top, backpack hanger.	256.00	2	26.7	5.91		85
785CTM			Hard plastic top.	286.00	2	30.7	5.91		85
785CTBHM			Hard plastic top, backpack hanger.	306.00	2	31.2	5.91		85

Open-Front Metal Book Box - (21½"W x 15"D x 4¼"H)

785MBBCT			Laminate top.	246.00	2	29.7	5.91		85
785MBBCTBH			Laminate top, backpack hanger.	266.00	2	30.2	5.91		85
785MBBCTM			Hard plastic top.	296.00	2	34.2	5.91		85
785MBBCTBHM			Hard plastic top, backpack hanger.	316.00	2	34.7	5.91		85

OPTIONS

Steel-Base Glides - Add "SG" to the model no. (e.g., 785CTSG).

No Upcharge

Felt-Base Glides - Add "FG" to the model no. (e.g., 785CTFG).

No Upcharge

HOW TO ORDER:

- Plastic, top and frame finish colors and color codes are listed on pages xi-xii.
- To order, specify the model number, book box, top, and frame finish color codes (e.g., 785CT-BLK01-OAK084CLR-BLK01).



CLASSROOM FURNITURE

SOLD IN FULL CARTONS ONLY

Model No.	Stocked Models	Assemble to Order Models	Description	Unit Price F.O.B. Warehouse	Units Per Carton	Unit Weight	Unit Cube	Fed Ex.	Freight Class
-----------	----------------	--------------------------	-------------	-----------------------------	------------------	-------------	-----------	---------	---------------

871 SERIES - Student Desks

Tubular steel frame, open-front plastic book box, nylon-base adjustable glides. Adjustable top height range of 22" to 30". Book box dimensions are 18½"W x 16"D x 4½"H. Models are available with an FRW™ hard plastic work surface, or a particleboard-core high-pressure laminate work surface with beveled and lacquer-sealed edges. The upper legs are available with a powder coat finish. The lower legs are chromed.



871		✓ pg. 27	20" x 26" laminated top, plastic book box.	368.00	2	25.5	4.47		85
871M		✓ pg. 27	20" x 26½" hard plastic top, plastic book box.	428.00	2	29.5	4.47		150
8771		✓ pg. 27	20" x 26" laminated top, no plastic book box.	357.00	2	24.9	4.47		85
8771M		✓ pg. 27	20" x 26½" hard plastic top, no plastic book box.	411.00	2	28.9	4.47		85
878		✓ pg. 27	24" x 48" laminate top with T-mold edge banding, two-student desk, plastic book boxes.	616.00	1	60.0	17.68		125

HOW TO ORDER:

- Plastic, top and frame finish colors and color codes are listed on pages xi-xii.
- To order, specify the model number, book box, top, banding and frame finish color codes (e.g., 871-BLK01-GRY091BLK01-BLK01).

MOLECULE SERIES - Student Desks

Tubular steel frame, nylon glides. Unique shaped 24" x 32" collaborative top allows for single-student use or grouping of multiple desks in various arrangements. Models are available with a 24-32" adjustable height work surface. Models are available with a 1½" thick particleboard-core high-pressure laminate work surface with 1½" profile T-mold edge banding. Metal surfaces are available with a powder coat finish. Nylon glides. Optional steel-base and felt-base glides are available.

Optional Wire Book Basket: An all-steel, open-view, book basket measuring 4"H x 18"W x 15"D. Models with a book basket include the letters BR.

Optional Paper/Pencil Tray: A plastic paper/pencil tray is available for use with the book basket. Models with a book basket and paper/pencil tray include the letters BRT.

Optional Plastic Book Box: A 17½"W x 16"D x 4¼"H rectangular book box consisting of molded polypropylene. Models with a book box include the letters BB.

Optional Chrome Backpack Hanger: Steel rod with a mounting plate, attached to the underside of the work surface. Models with a backpack hanger include the letters BH.



MC2432			24"D x 32"W x 24-32"H	245.00	2	37.0	6.04	*	85
MC2432BH			24"D x 32"W x 24-32"H, backpack hanger	265.00	2	37.5	6.04	*	85
MC2432BB			24"D x 32"W x 24-32"H, plastic book box	275.00	2	39.7	6.04	*	85
MC2432BR			24"D x 32"W x 24-32"H, bookrack	275.00	2	39.2	6.04	*	85
MC2432BRT			24"D x 32"W x 24-32"H, bookrack and a plastic pencil tray	295.00	2	42.1	6.04	*	85
MC2432C			24"D x 32"W x 24-32"H, two casters	295.00	2	37.1	6.04	*	85
MC2432BHC			24"D x 32"W x 24-32"H, two casters, backpack hanger	315.00	2	37.6	6.04	*	85
MC2432BBC			24"D x 32"W x 24-32"H, two casters, plastic book box	325.00	2	39.8	6.04	*	85
MC2432BRC			24"D x 32"W x 24-32"H, two casters, bookrack	325.00	2	39.4	6.04	*	85
MC2432BRTC			24"D x 32"W x 24-32"H, two casters, bookrack and a plastic pencil tray	345.00	2	42.2	6.04	*	85

OPTIONS

Steel-Base Glides - Add "SG" to the model no. (e.g., MC2432SG).	No Upcharge
Felt-Base Glides - Add "FG" to the model no. (e.g., MC2432FG).	No Upcharge

HOW TO ORDER:

- Laminate, banding and frame finish colors and color codes are listed on pages xi-xii.
- To order, specify the model number, book box, top, banding and frame finish color codes (e.g., MC2432-GRY091BLK01-BLK01).

CLASSROOM FURNITURE



SOLD IN FULL CARTONS ONLY

Model No.	Stocked Models	Assemble to Order Models	Description	Unit Price F.O.B. Warehouse	Units Per Carton	Unit Weight	Unit Cube	Fed Ex.	Freight Class
-----------	----------------	--------------------------	-------------	-----------------------------	------------------	-------------	-----------	---------	---------------

SIGMA® SERIES - Student Desks

Tubular steel frame, nylon glides. Models are available with a 30" fixed-height work surface. Models are available with an FRW™ hard plastic work surface, or a particleboard-core high-pressure laminate work surface with beveled and lacquer-sealed edges. Available with or without a steel-rod bookrack and backpack hanger. Metal surfaces are available chromed or with a powder coat finish.

20" x 26" Laminate Tops (20" x 26 1/2" Hard Plastic Top)










	73330		30" fixed height, laminate top.	247.00	2	27.4	5.35	*	85
	73330BH		30" fixed height, laminate top, backpack hanger.	317.00	2	27.9	5.35	*	150
	73330BHM		30" fixed height, hard plastic top, backpack hanger.	327.00	2	32.0	5.35	*	85
	73330BR		30" fixed height, laminate top, bookrack.	327.00	2	30.4	5.35	*	150
	73330BRBH		30" fixed height, laminate top, bookrack, backpack hanger.	337.00	2	30.9	5.35	*	150
	73330BRBHM		30" fixed height, hard plastic top, bookrack, backpack hanger.	297.00	2	34.9	5.35	*	150
	73330BRM		30" fixed height, hard plastic top, bookrack.	349.00	2	34.4	5.35	*	85
	73330M		30" fixed height, hard plastic top.	317.00	2	31.5	5.35	*	85

HOW TO ORDER:

- Plastic, top and frame finish colors and color codes are listed on pages xi-xii.
- To order, specify the model number, top, edge and frame finish color codes (e.g., 73330-MPL385CLR-GRY02).

TEXT® SERIES - Student Desks

Tubular steel frame. Models are available with a 21 3/4" x 28", 5/8" thick FRW™ hard plastic work surface. Metal surfaces are available with a powder coat finish. Nylon glides. Optional felt-base glides are available.
 Optional Wire Book Basket: An all-steel, open-view, book basket measuring 4"H x 18"W x 15"D. Models with a book basket include the letters BR.
 Optional Paper/Pencil Tray: A plastic paper/pencil tray is available for use with the book basket. Models with a book basket and paper/pencil tray include the letters BRT.
 Optional Plastic Book Box: A 17 1/2"W x 16"D x 4 1/4"H rectangular book box consisting of molded polypropylene. Models with a book box include the letters BB.
 Optional Chrome Backpack Hanger: Steel rod with a mounting plate, attached to the underside of the work surface. Models with a backpack hanger include the letters BH.

	TD2128Y30BBM		30" fixed height, hard plastic top, plastic book box.	628.00	1	40.6	11.04	*	150
	TD2128Y30BHM		30" fixed height, hard plastic top, backpack hanger.	618.00	1	38.8	11.04	*	150
	TD2128Y30BRM		30" fixed height, hard plastic top, wire book basket.	628.00	1	40.5	11.04	*	150
	TD2128Y30BRTM		30" fixed height, hard plastic top, wire book basket, paper/pencil tray.	648.00	1	41.7	11.04	*	150
	TD2128YADJBBM		26"-34" adjustable height, hard plastic top, plastic book box.	588.00	1	42.0	9.51	*	150
	TD2128YADJBHM		26"-34" adjustable height, hard plastic top, backpack hanger.	578.00	1	40.2	9.51	*	150
	TD2128YADJBRM		26"-34" adjustable height, hard plastic top, wire book basket.	588.00	1	42.0	9.51	*	150
	TD2128YADJBRTM		26"-34" adjustable height, hard plastic top, wire book basket, paper/pencil tray.	608.00	1	43.1	9.51	*	150
	TD2128YADJMJ	✓ pg. 6	26"-34" adjustable height, hard plastic top	558.00	1	39.7	9.51	*	150

OPTIONS

TMOD27			Perforated steel modesty panel	143.00	1	4.4	0.88	*	100
Felt-Base Glides - Add "FG" to the model no. (e.g., TD2128YADJMJFG).				No Upcharge					

HOW TO ORDER:

- Plastic, top and frame finish colors and color codes are listed on pages xi-xii.
- To order, specify the model number, top, edge and frame finish color codes (e.g., TD2128YADJMJ-BRN38-GRY02).



Products on this page are Greenguard® certified.

Virco®

CLASSROOM FURNITURE

SOLD IN FULL CARTONS ONLY

Model No.	Stocked Models	Assemble to Order Models	Description	Unit Price F.O.B. Warehouse	No. of Ctns. Per Unit	Unit Weight	Unit Cube	Fed Ex.	Freight Class
-----------	----------------	--------------------------	-------------	-----------------------------	-----------------------	-------------	-----------	---------	---------------

TEXT® SERIES - Student Desks (24" x 48")

Tubular steel frame, accommodates 2 students. Models are available with a 24" x 48", 1½" thick particleboard-core high-pressure laminate work surface with 1½" profile T-mold edge banding. Metal surfaces are available with a powder coat finish. Nylon glides. Optional felt-base glides are available.

Optional Wire Book Basket: An all-steel, open-view, book basket measuring 4"H x 18"W x 15"D. Models with a book basket include the letters BR.

Optional Paper/Pencil Tray: A plastic paper/pencil tray is available for use with the book basket. Models with a book basket and paper/pencil tray include the letters BRT.

Optional Plastic Book Box: A 17½"W x 16"D x 4¼"H rectangular book box consisting of molded polypropylene. Models with a book box include the letters BB.



TD24488YADJBB		✓ pg. 27	1½" thick laminated top, two plastic book boxes.	600.00	1	78.8	18.85		150
TD24488YADJBR			1½" thick laminated top, two wire book baskets.	600.00	1	78.5	18.85		150
TD24488YADJBRT			1½" thick laminated top, two wire book baskets each with plastic pencil trays.	620.00	1	84.0	18.85		150

OPTIONS

Felt-Base Glides - Add "FG" to the model no. (e.g., TD24488YADJBFBFG).

No Upcharge

HOW TO ORDER:

- Plastic, top and frame finish colors and color codes are listed on pages xi-xii.
- To order, specify the model number, top, banding and frame finish color codes (e.g., TD24488YADJBR-GRY091BLK01-BLK02).

TEXTAMETER™ SERIES - Instructor Desks

Tubular steel frame. Models have a single pedestal configuration on the right side, an elliptical leg on the left side, and are standard with a center drawer and twin-wheel, locking ABS plastic casters. A three-drawer (box/box/file) unitized pedestal consists of welded steel components. The pedestals incorporate a drawer interlock system to allow only one drawer per pedestal to open at one time. Pedestal drawers are equipped with full-suspension steel ball-bearing slides. A master-keyed, core-removable lock secures drawers with one lock assembly ("gang locking"); one lock per pedestal. Models come with a 1½" thick particleboard-core high-pressure laminate work surface with 1½" profile T-mold edge banding. Metal surfaces are available with a powder coat finish.



T3050			30"W x 50¼"L x 28¾"H, right-side pedestal.	2800.00	7	180.4	19.98		70
T3050L			30"W x 50¼"L x 28¾"H, left-side pedestal.	2800.00	7	180.4	19.98		Call
T3056P			30"W x 56"L x 28¾"H, top with radius on one end, right-side pedestal.	2825.00	7	187.1	20.42		70
T3056PL			30"W x 56"L x 28¾"H, top with radius on one end, left-side pedestal.	2825.00	7	187.1	20.42		70
T3060			30"W x 60"L x 28¾"H, right-side pedestal.	2850.00	7	194.5	20.88		70
T3060L			30"W x 60"L x 28¾"H, left-side pedestal.	2850.00	7	194.5	20.88		70
T3066P		✓ pg. 27	30"W x 66"L x 28¾"H, top with radius on one end, right-side pedestal.	2875.00	7	196.4	20.83		70
T3066PL			30"W x 66"L x 28¾"H, top with radius on one end, left-side pedestal.	2875.00	7	196.4	20.83		70

HOW TO ORDER:

- Top and frame finish colors and color codes are listed on pages xi-xii. The modesty panel is only available with a Silver Mist powder coat finish.
- To order, specify the model number, top, banding and frame finish color codes (e.g., T3066P-MPL385BRN38-GRY02-GRY02).

540 SERIES - Teacher Desks

Single-pedestal, 30" x 48" teacher desk features a locking box and file drawer, and an independent locking center drawer. Double-pedestal, 30" x 60" teacher desk features an independent locking center drawer, and two hanging box/file drawers with independent locks. Models are available with a 1½" thick particleboard-core high-pressure laminate work surface with 1½" profile T-mold edge banding. Four adjustable nylon glides. Optional adjustable steel-base glides are available. Metal surfaces are available with a powder coat finish, legs are available chromed.



543	✓ pg. 6	✓ pg. 27	Single-pedestal, 48"L x 30"D x 29½"H.	1520.00	1	175.5	23.84		85
546	✓ pg. 6	✓ pg. 27	Double-pedestal, 60"L x 30"D x 29½"H.	2114.00	1	232.0	30.52		85

OPTIONS

Steel-Base Glides - Add "SG" to the model no. (e.g., 543SG).

No Upcharge

HOW TO ORDER:

- Plastic, top and frame finish colors and color codes are listed on pages xi-xii.
- To order, specify the model number, top, banding and frame finish color codes (e.g., 546-OAK084BLK01-BLK01).

CLASSROOM FURNITURE

SOLD IN FULL CARTONS ONLY

Model No.	Stocked Models	Assemble to Order Models	Description	Unit Price F.O.B. Warehouse	No. of Ctns. Per Unit	Unit Weight	Unit Cube	Fed. Ex.	Freight Class
-----------	----------------	--------------------------	-------------	-----------------------------	-----------------------	-------------	-----------	----------	---------------

INSTRUCTOR MEDIA TOWERS

Instructor Media Tower; exterior footprint dimensions: 27"W x 30"D x 40½"H. High-pressure laminate particleboard top with T-mold banding and round grommet, top measures 27"W x 30"D x 1½" thick; full-length perforated steel panel with access grommet on right and left sides; full-length, perforated steel IT access door with 3-point locking mechanism on non-user side; perforated steel bottom panel with access grommet, adjustable nylon feet.

Optional 4-pack of field-installed, twin-wheel locking nylon casters for Instructor Media Tower, either as stand-alone unit or as part of an Instructor Media Station. Casters are not for use on an Instructor Media Station desk's steel leg. Optional 4-pack of field-installed, twin-wheel locking nylon casters for Instructor Media Tower, either as stand-alone unit or as part of an Instructor Media Station. Casters are not for use on an Instructor Media Station desk's steel leg. Optional field-installed, adjustable steel shelf for Instructor Media Tower, either as stand-alone unit or as part of an Instructor Media Station. Shelf measures 21½"W x 22"D x ¾" H

IMT1			Instructor Media Tower, 27"W x 30"D x 40½"H. full-length, perforated steel access door with 3-point locking mechanism on user side.	1943.00	2	120.9	17.36		Call
IMT2			Instructor Media Tower, 27"W x 30"D x 40½"H. 12"H perforated steel access door with 3-point locking mechanism on user side.	2031.00	2	115.2	17.36		Call
IMT3			Instructor Media Tower, 27"W x 30"D x 40½"H. 24"H perforated steel access door with 3-point locking mechanism on user side; locking file drawer beneath 24"H access door on user side.	2436.00	2	139.2	17.36		Call
IMT4			Instructor Media Tower, 27"W x 30"D x 40½"H. 12"H perforated steel access door with 3-point locking mechanism on user side; one box drawer above one file drawer that both lock with a single locking mechanism, 12"H access door on user side.	2676.00	2	147.1	17.36		Call
IMTC			Optional 4-pack, twin-wheel locking nylon casters for Instructor Media Tower.	61.00	1	1.8	0.09		Call
IMTIT			Optional, inclined top for Instructor Media Tower.	372.00	1	37.0	3.26		70
IMTS			Optional, adjustable steel shelf for Instructor Media Tower.	75.00	1	7.1	0.41		70

INSTRUCTOR MEDIA STATIONS

Instructor Media Station (Desk + Instructor Media Tower); 30"D x 48"W x 28¾"H desk that can be positioned on the right or left side of the Media Tower, 1½" high-pressure laminate particleboard top with T-mold banding and round grommet; steel leg with adjustable nylon glides; perforated steel modesty panel; Instructor Media Tower; exterior footprint dimensions: 27"W x 30"D x 40½"H. High-pressure laminate particleboard top with T-mold banding and round grommet, top measures 27"W x 30"D x 1½" thick; full-length perforated steel panel with access grommet on right and left sides; full-length, perforated steel IT access door with 3-point locking mechanism on non-user side; perforated steel bottom panel with access grommet, adjustable nylon feet.

IMS30481			Instructor Media Station (Desk + Instructor Media Tower); 30"D x 48"W x 28¾"H desk, full-length, perforated steel access door with 3-point locking mechanism on user side.	2694.00	6	217.9	25.41		100
IMS30482			Instructor Media Station (Desk + Instructor Media Tower); 30"D x 48"W x 28¾"H desk, 12"H perforated steel access door with 3-point locking mechanism on user side; two locking file drawers beneath 12"H access door on user side.	2782.00	6	212.1	25.41		Call
IMS30483			Instructor Media Station (Desk + Instructor Media Tower); 30"D x 48"W x 28¾"H desk, 24"H perforated steel access door with 3-point locking mechanism on user side; locking file drawer beneath 24"H access door on user side.	3187.00	6	236.1	25.41		Call
IMS30484			Instructor Media Station (Desk + Instructor Media Tower); 30"D x 48"W x 28¾"H desk, 12"H perforated steel access door with 3-point locking mechanism on user side; one box drawer above one file drawer that both lock with a single locking mechanism, 12"H access door on user side.	3427.00	6	244.0	25.41		Call
IMS30561			Instructor Media Station (Desk + Instructor Media Tower); 30"D x 56"W x 28¾"H desk, full-length, perforated steel access door with 3-point locking mechanism on user side.	2794.00	6	228.7	25.96		Call
IMS30562			Instructor Media Station (Desk + Instructor Media Tower); 30"D x 56"W x 28¾"H desk, 12"H perforated steel access door with 3-point locking mechanism on user side; two locking file drawers beneath 12"H access door on user side.	2882.00	6	223.0	25.96		Call
IMS30563			Instructor Media Station (Desk + Instructor Media Tower); 30"D x 56"W x 28¾"H desk, 24"H perforated steel access door with 3-point locking mechanism on user side; locking file drawer beneath 24"H access door on user side.	3287.00	6	247.0	25.96		Call
IMS30564			Instructor Media Station (Desk + Instructor Media Tower); 30"D x 56"W x 28¾"H desk, 12"H perforated steel access door with 3-point locking mechanism on user side; one box drawer above one file drawer that both lock with a single locking mechanism, 12"H access door on user side.	3526.00	6	254.9	25.96		Call

HOW TO ORDER:

- Laminate, banding and frame finish colors and color codes are listed on pages xi-xii.
- To order specify the model number, laminate, banding and frame finish. (e.g., IMT2-MPL285BRN38-GRY02).



Products on this page are Greenguard® certified.

Virco®

TABLES

SOLD IN FULL CARTONS ONLY

Model No.	Stocked Models	Assemble to Order Models	Description	Unit Price F.O.B. Warehouse	No. of Ctns. Per Unit	Unit Weight	Unit Cube	Fed. Ex.	Freight Class
-----------	----------------	--------------------------	-------------	-----------------------------	-----------------------	-------------	-----------	----------	---------------

MAKERSPACE SERIES TABLES

Virco Makerspace Series Table with a ¾" thick, high-pressure laminate, plywood core surface inset into the frame and 4 fixed-height rectangular steel-tube legs that bring the surface height to 30" and adjustable legs have a top height range of 25" to 33". Edges are protected with a lacquer finish.

Optional Unfinished Plywood Top: This top consist of an unfinished ¾" thick plywood work surface (without high-pressure laminate, backing sheet, or lacquer-edge finish). Four adjustable nylon-base glides. Fixed height legs are available with a powder coat finish. Adjustable height upper legs are available with a powder coat finish and chromed lower legs.

Laminate Top, 30" Fixed-Height



VSC203630			36"W x 20"D x 30"H, laminate top	684.00	5	48.9	3.20		Call
VSC204830			48"W x 20"D x 30"H, laminate top	724.00	5	58.7	4.08		Call
VSC206030			60"W x 20"D x 30"H, laminate top	754.00	5	67.7	4.23		Call
VSC243630			36"W x 24"D x 30"H, laminate top	714.00	5	53.3	3.70		Call
VSC244830			48"W x 24"D x 30"H, laminate top	754.00	5	64.2	3.97		Call
VSC246030			60"W x 24"D x 30"H, laminate top	784.00	5	74.1	4.35		Call
VSC247230			72"W x 24"D x 30"H, laminate top	824.00	5	84.0	4.77		Call
VSC248430			84"W x 24"D x 30"H, laminate top	874.00	5	90.0	6.49		Call
VSC304830			48"W x 30"D x 30"H, laminate top	804.00	5	72.5	4.93		Call
VSC306030			60"W x 30"D x 30"H, laminate top	844.00	5	83.9	5.42		Call
VSC307230			72"W x 30"D x 30"H, laminate top	884.00	5	94.6	5.92		Call
VSC308430			84"W x 30"D x 30"H, laminate top	934.00	5	103.7	9.02		Call
VSC309630			96"W x 30"D x 30"H, laminate top	984.00	5	114.3	9.85		Call
VSC364830			48"W x 36"D x 30"H, laminate top	894.00	5	80.3	5.92		Call
VSC366030			60"W x 36"D x 30"H, laminate top	934.00	5	92.6	6.41		Call
VSC367230			72"W x 36"D x 30"H, laminate top	1224.00	5	104.7	6.98		Call
VSC368430			84"W x 36"D x 30"H, laminate top	1274.00	5	117.7	10.67		Call
VSC369630			96"W x 36"D x 30"H, laminate top	1324.00	5	129.8	11.65		Call
VSC424230			42"W x 42"D x 30"H, laminate top	914.00	5	82.6	7.50		Call
VSC484830			48"W x 48"D x 30"H, laminate top	964.00	5	101.2	10.39		Call

Laminate Top, 25"-33" Adjustable Height

VSC2036ADJ			36"W x 20"D x 25-33"H, laminate top	744.00	5	51.6	3.19		Call
VSC2048ADJ			48"W x 20"D x 25-33"H, laminate top	784.00	5	61.4	4.08		Call
VSC2060ADJ			60"W x 20"D x 25-33"H, laminate top	814.00	5	70.4	4.20		Call
VSC2436ADJ			36"W x 24"D x 25-33"H, laminate top	774.00	5	55.9	3.74		Call
VSC2448ADJ			48"W x 24"D x 25-33"H, laminate top	814.00	5	66.8	4.05		Call
VSC2460ADJ			60"W x 24"D x 25-33"H, laminate top	844.00	5	76.7	4.43		Call
VSC2472ADJ			72"W x 24"D x 25-33"H, laminate top	884.00	5	86.6	4.47		Call
VSC2484ADJ			84"W x 24"D x 25-33"H, laminate top	934.00	5	92.6	6.49		Call
VSC3048ADJ			48"W x 30"D x 25-33"H, laminate top	864.00	5	75.1	4.93		Call
VSC3060ADJ			60"W x 30"D x 25-33"H, laminate top	904.00	5	86.4	5.42		Call
VSC3072ADJ			72"W x 30"D x 25-33"H, laminate top	944.00	5	97.2	5.92		Call
VSC3084ADJ			84"W x 30"D x 25-33"H, laminate top	994.00	5	106.3	9.02		Call
VSC3096ADJ			96"W x 30"D x 25-33"H, laminate top	1044.00	5	116.9	9.85		Call
VSC3648ADJ			48"W x 36"D x 25-33"H, laminate top	954.00	5	82.9	5.92		Call
VSC3660ADJ			60"W x 36"D x 25-33"H, laminate top	994.00	5	95.2	6.41		Call
VSC3672ADJ			72"W x 36"D x 25-33"H, laminate top	1284.00	5	107.3	6.98		Call
VSC3684ADJ			84"W x 36"D x 25-33"H, laminate top	1334.00	5	120.3	10.57		Call
VSC3696ADJ			96"W x 36"D x 25-33"H, laminate top	1384.00	5	132.4	11.65		Call
VSC4242ADJ			42"W x 42"D x 25-33"H, laminate top	974.00	5	85.1	7.50		Call
VSC4848ADJ			48"W x 48"D x 25-33"H, laminate top	1024.00	5	103.8	10.39		Call

Makerspace Series continued on page 96.



TABLES

SOLD IN FULL CARTONS ONLY

Model No.	Stocked Models	Assemble to Order Models	Description	Unit Price F.O.B. Warehouse	No. of Ctns. Per Unit	Unit Weight	Unit Cube	Fed Ex.	Freight Class
-----------	----------------	--------------------------	-------------	-----------------------------	-----------------------	-------------	-----------	---------	---------------

MAKERSPACE SERIES TABLES continued

Unfinished Plywood Top, 30" Fixed-Height

VSC203630U			36"W x 20"D x 30"H, unfinished plywood top	634.00	5	47.6	3.20		Call
VSC204830U			48"W x 20"D x 30"H, unfinished plywood top	674.00	5	56.4	4.08		Call
VSC206030U			60"W x 20"D x 30"H, unfinished plywood top	704.00	5	65.5	4.23		Call
VSC243630U			36"W x 24"D x 30"H, unfinished plywood top	664.00	5	51.7	3.70		Call
VSC244830U			48"W x 24"D x 30"H, unfinished plywood top	704.00	5	62.1	3.97		Call
VSC246030U			60"W x 24"D x 30"H, unfinished plywood top	734.00	5	74.1	4.35		Call
VSC247230U			72"W x 24"D x 30"H, unfinished plywood top	774.00	5	80.7	4.77		Call
VSC248430U			84"W x 24"D x 30"H, unfinished plywood top	824.00	5	86.4	6.49		Call
VSC304830U			48"W x 30"D x 30"H, unfinished plywood top	754.00	5	69.7	4.93		Call
VSC306030U			60"W x 30"D x 30"H, unfinished plywood top	794.00	5	80.3	5.42		Call
VSC307230U			72"W x 30"D x 30"H, unfinished plywood top	834.00	5	90.3	5.92		Call
VSC308430U			84"W x 30"D x 30"H, unfinished plywood top	884.00	5	99.0	9.02		Call
VSC309630U			96"W x 30"D x 30"H, unfinished plywood top	934.00	5	108.9	9.85		Call
VSC364830U			48"W x 36"D x 30"H, unfinished plywood top	844.00	5	77.0	5.92		Call
VSC366030U			60"W x 36"D x 30"H, unfinished plywood top	884.00	5	88.3	6.41		Call
VSC367230U			72"W x 36"D x 30"H, unfinished plywood top	1174.00	5	99.6	6.98		Call
VSC368430U			84"W x 36"D x 30"H, unfinished plywood top	1224.00	5	111.9	10.67		Call
VSC369630U			96"W x 36"D x 30"H, unfinished plywood top	1274.00	5	122.9	11.65		Call
VSC424230U			42"W x 42"D x 30"H, unfinished plywood top	864.00	5	79.3	7.50		Call
VSC484830U			48"W x 48"D x 30"H, unfinished plywood top	914.00	5	96.4	10.39		Call

Unfinished Plywood Top, 25"-33" Adjustable Height

VSC2036ADJU			36"W x 20"D x 25-33"H, unfinished plywood top	694.00	5	50.3	3.19		Call
VSC2048ADJU			48"W x 20"D x 25-33"H, unfinished plywood top	734.00	5	59.1	4.08		Call
VSC2060ADJU			60"W x 20"D x 25-33"H, unfinished plywood top	764.00	5	68.2	4.20		Call
VSC2436ADJU			36"W x 24"D x 25-33"H, unfinished plywood top	724.00	5	53.2	3.74		Call
VSC2448ADJU			48"W x 24"D x 25-33"H, unfinished plywood top	764.00	5	64.7	4.05		Call
VSC2460ADJU			60"W x 24"D x 25-33"H, unfinished plywood top	794.00	5	76.7	4.43		Call
VSC2472ADJU			72"W x 24"D x 25-33"H, unfinished plywood top	834.00	5	83.2	4.47		Call
VSC2484ADJU			84"W x 24"D x 25-33"H, unfinished plywood top	884.00	5	89.0	6.49		Call
VSC3048ADJU			48"W x 30"D x 25-33"H, unfinished plywood top	814.00	5	72.3	4.93		Call
VSC3060ADJU			60"W x 30"D x 25-33"H, unfinished plywood top	854.00	5	82.9	5.42		Call
VSC3072ADJU			72"W x 30"D x 25-33"H, unfinished plywood top	894.00	5	92.9	5.92		Call
VSC3084ADJU			84"W x 30"D x 25-33"H, unfinished plywood top	944.00	5	101.6	9.02		Call
VSC3096ADJU			96"W x 30"D x 25-33"H, unfinished plywood top	994.00	5	110.5	9.85		Call
VSC3648ADJU			48"W x 36"D x 25-33"H, unfinished plywood top	904.00	5	79.6	5.92		Call
VSC3660ADJU			60"W x 36"D x 25-33"H, unfinished plywood top	944.00	5	90.9	6.41		Call
VSC3672ADJU			72"W x 36"D x 25-33"H, unfinished plywood top	1234.00	5	102.2	6.98		Call
VSC3684ADJU			84"W x 36"D x 25-33"H, unfinished plywood top	1284.00	5	114.5	10.57		Call
VSC3696ADJU			96"W x 36"D x 25-33"H, unfinished plywood top	1334.00	5	125.5	11.65		Call
VSC4242ADJU			42"W x 42"D x 25-33"H, unfinished plywood top	924.00	5	81.9	7.50		Call
VSC4848ADJU			48"W x 48"D x 25-33"H, unfinished plywood top	974.00	5	99.0	10.39		Call



Products on this page are Greenguard® certified.

Virco®

TABLES

SOLD IN FULL CARTONS ONLY

Model No.	Stocked Models	Assemble to Order Models	Description	Unit Price F.O.B. Warehouse	No. of Ctns. Per Unit	Unit Weight	Unit Cube	Fed Ex.	Freight Class
-----------	----------------	--------------------------	-------------	-----------------------------	-----------------------	-------------	-----------	---------	---------------

MAKERSPACE SERIES TABLES continued

Stand-Up, Laminate Top, 33"-41" Adjustable Height

VSC2448ADJSU			48"W x 24"D x 33"-41"H, stand-up, laminate top	864.00	6	77.3	6.17		Call
VSC2454ADJSU			54"W x 24"D x 33"-41"H, stand-up, laminate top	884.00	6	82.9	6.56		Call
VSC2460ADJSU			60"W x 24"D x 33"-41"H, stand-up, laminate top	894.00	6	88.4	6.56		Call
VSC2472ADJSU			72"W x 24"D x 33"-41"H, stand-up, laminate top	934.00	6	99.4	7.00		Call
VSC3048ADJSU			48"W x 30"D x 33"-41"H, stand-up, laminate top	914.00	6	85.6	7.38		Call
VSC3054ADJSU			54"W x 30"D x 33"-41"H, stand-up, laminate top	934.00	6	92.5	7.88		Call
VSC3060ADJSU			60"W x 30"D x 33"-41"H, stand-up, laminate top	954.00	6	98.0	7.89		Call
VSC3072ADJSU			72"W x 30"D x 33"-41"H, stand-up, laminate top	994.00	6	109.9	8.41		Call

Stand-Up, Unfinished Plywood Top, 33"-41" Adjustable Height

VSC2448ADJUSU			48"W x 24"D x 33"-41"H, stand-up, unfinished plywood top	814.00	6	75.2	6.17		Call
VSC2454ADJUSU			54"W x 24"D x 33"-41"H, stand-up, unfinished plywood top	834.00	6	80.7	6.56		Call
VSC2460ADJUSU			60"W x 24"D x 33"-41"H, stand-up, unfinished plywood top	844.00	6	85.6	6.56		Call
VSC2472ADJUSU			72"W x 24"D x 33"-41"H, stand-up, unfinished plywood top	884.00	6	96.0	7.00		Call
VSC3048ADJUSU			48"W x 30"D x 33"-41"H, stand-up, unfinished plywood top	864.00	6	82.7	7.38		Call
VSC3054ADJUSU			54"W x 30"D x 33"-41"H, stand-up, unfinished plywood top	884.00	6	89.4	7.88		Call
VSC3060ADJUSU			60"W x 30"D x 33"-41"H, stand-up, unfinished plywood top	904.00	6	94.5	7.89		Call
VSC3072ADJUSU			72"W x 30"D x 33"-41"H, stand-up, unfinished plywood top	944.00	6	105.6	8.41		Call

HOW TO ORDER:

- Laminate top and frame finish colors and color codes are listed on pages xi-xii.
- To order models with laminate top, specify the model number, laminate and frame finish color codes (e.g., VSC203630-MPL385CLR-GRY02)
- To order models with unfinished plywood top, specify the model number, top (NATURAL) and frame finish color codes (e.g., VSC203630U-NATURAL-GRY02)



TABLES

SOLD IN FULL CARTONS ONLY

Model No.	Stocked Models	Assemble to Order Models	Description	Unit Price F.O.B. Warehouse	No. of Ctns. Per Unit	Unit Weight	Unit Cube	Fed. Ex.	Freight Class
-----------	----------------	--------------------------	-------------	-----------------------------	-----------------------	-------------	-----------	----------	---------------

4000 SERIES - Activity Tables

Tubular steel legs. Models are available with a 1½" thick particleboard-core high-pressure laminate work surface with 1½" profile T-mold edge banding. Models are also available with work surfaces that have an optional urethane-based Sure Edge® finish. Nylon-base swivel glides. Optional steel-base and felt-base glides are available. Leg Options:

- Fully chromed adjustable legs enabling a top height of 22" to 30" in one-inch increments. Models with fully chromed adjustable legs include the letters CHRM.
- Fully chromed non-adjustable legs enabling a 30" top height. Models with chromed non-adjustable legs include the letters N.
- Short adjustable legs enabling a top height of 17" to 25" in one-inch increments. Models with short adjustable legs include the letters LO.
- Wheelchair-height adjustable legs enabling a top height of 26" to 34" in one-inch increments. Models with wheelchair-height adjustable legs include the letters W.
- Standard upper legs are available with a powder coat finish, while standard lower legs are chromed; this metal finish combination also applies to optional short legs and optional wheelchair-height legs. Optional fully chromed adjustable legs and optional fully chromed non-adjustable legs are fully chromed.

Additional Options: (1) For a high-impact plastic book box, specify model UBOOK; (2) For a high-impact plastic tote tray kit, specify model UTOTE; (3) For a tie plate kit, specify model UGANG.

482436		✓ pg. 28	24" x 36", standard legs, 22"-30" height.	248.00	2	45.6	1.59		70
482436AE			24" x 36", standard legs, 22"-30" height, laminate top with Sure Edge®	348.00	2	45.6	1.59		70
482436CHRM			24" x 36", all-chrome legs, 22"-30" height.	288.00	2	45.6	1.59		70
482436LO			24" x 36", short legs, 17"-25" height.	258.00	2	43.6	1.46		70
482436LOCHRM			24" x 36", all-chrome short legs, 17"-25" height.	298.00	2	43.6	1.46		70
482436N			24" x 36", non-adjustable all-chrome legs, 30" height.	288.00	2	45.0	1.83		70
482436W			24" x 36", wheelchair legs, 26"-34" height, tubular.	288.00	2	46.6	1.71		70
482448	✓ pg. 6	✓ pg. 28	24" x 48", standard legs, 22"-30" height.	268.00	2	51.8	1.91		70
482448AE			24" x 48", standard legs, laminate top with Sure Edge.	373.00	2	51.8	1.91		70
482448CHRM			24" x 48", all-chrome legs, 22"-30" height.	308.00	2	51.8	1.91		70
482448LO	✓ pg. 6	✓ pg. 28	24" x 48", short legs, 17"-25" height.	278.00	2	49.8	1.78		70
482448LOCHRM			24" x 48", all-chrome short legs, 17"-25" height.	318.00	2	49.8	1.78		70
482448N			24" x 48", non-adjustable all-chrome legs, 30" height.	308.00	2	51.2	2.15		70
482448W			24" x 48", wheelchair legs, 26"-34" height.	308.00	2	52.8	2.03		70
482460	✓ pg. 6	✓ pg. 28	24" x 60", standard legs, 22"-30" height.	328.00	2	63.3	2.66		70
482460AE			24" x 60", standard legs, 22"-30" height, laminate top with Sure Edge	438.00	2	63.3	2.66		70
482460CHRM			24" x 60", all-chrome legs, 22"-30" height.	368.00	2	63.3	2.66		70
482460LO	✓ pg. 6		24" x 60", short legs, 17"-25" height.	338.00	2	61.3	2.53		70
482460LOCHRM			24" x 60", all-chrome short legs, 17"-25" height.	378.00	2	61.3	2.53		70
482460N			24" x 60", non-adjustable all-chrome legs, 30" height.	368.00	2	62.7	2.89		70
482460W			24" x 60", wheelchair legs, 26"-34" height.	368.00	2	64.3	2.77		70
482472		✓ pg. 28	24" x 72", standard legs, 22"-30" height.	368.00	2	71.8	3.06		70
482472AE			24" x 72", standard legs, 22"-30" height, laminate top with Sure Edge®.	483.00	2	71.8	3.06		70
482472CHRM			24" x 72" all-chrome legs, 22"-30" height.	408.00	2	71.8	3.06		70
482472LO			24" x 72", short legs, 17"-25" height.	378.00	2	70.0	2.92		70
482472LOCHRM			24" x 72", all-chrome short legs, 17"-25" height.	418.00	2	70.0	2.92		70
482472N			24" x 72", non-adjustable all-chrome legs, 30" height.	408.00	2	71.4	3.29		70
482472W			24" x 72", wheelchair legs, 26"-34" height.	408.00	2	73.0	3.17		70
483036			30" x 36", standard legs, 22"-30" height.	258.00	2	47.0	1.78		70
483036AE			30" x 36", standard legs, 22"-30" height, laminate top with Sure Edge®	373.00	2	47.0	1.78		70
483036CHRM			30" x 36", all-chrome legs, 22"-30" height.	298.00	2	47.0	1.78		70
483036LO			30" x 36", short legs, 17"-25" height.	268.00	2	45.0	1.65		70
483036LOCHRM			30" x 36", all-chrome short legs, 17"-25" height.	308.00	2	45.0	1.65		70
483036N			30" x 36", non-adjustable all-chrome legs, 30" height.	298.00	2	46.4	2.02		70
483036W			30" x 36", wheelchair legs, 26"-34" height.	298.00	2	48.0	1.90		70



Products on this page are Greenguard® certified.








Virco®

TABLES

SOLD IN FULL CARTONS ONLY

Model No.	Stocked Models	Assemble to Order Models	Description	Unit Price F.O.B. Warehouse	No. of Ctns. Per Unit	Unit Weight	Unit Cube	Fed. Ex.	Freight Class
-----------	----------------	--------------------------	-------------	-----------------------------	-----------------------	-------------	-----------	----------	---------------

4000 SERIES - Activity Tables continued

	483048		✓ pg. 28	30" x 48", standard legs, 22"-30" height.	278.00	2	61.2	2.20		70
	483048AE			30" x 48", standard legs, 22"-30" height, laminate top with Sure Edge®.	398.00	2	61.2	2.20		70
	483048CHRM			30" x 48", all-chrome legs, 22"-30" height.	318.00	2	61.2	2.20		70
	483048LO		✓ pg. 28	30" x 48", short legs, 17"-25" height.	288.00	2	59.2	2.06		70
	483048LOCHRM			30" x 48", all-chrome short legs, 17"-25" height.	328.00	2	59.2	2.06		70
	483048N			30" x 48", non-adjustable all-chrome legs, 30" height.	318.00	2	60.6	2.43		
	483048W			30" x 48", wheelchair legs, 26"-34" height.	318.00	2	62.2	2.31		70
	483060	✓ pg. 6	✓ pg. 29	30" x 60", standard legs, 22"-30" height.	338.00	2	71.3	2.69		70
	483060AE			30" x 60", standard legs, 22"-30" height, laminate top with Sure Edge.	463.00	2	71.3	2.69		70
	483060CHRM			30" x 60", all-chrome legs, 22"-30" height.	378.00	2	71.3	2.69		70
	483060LO	✓ pg. 6	✓ pg. 29	30" x 60", short legs, 17"-25" height.	348.00	2	69.3	2.56		70
	483060LOCHRM			30" x 60", all-chrome short legs, 17"-25" height.	388.00	2	69.3	2.56		70
	483060N			30" x 60", non-adjustable all-chrome legs, 30" height.	378.00	2	70.7	2.92		70
	483060W			30" x 60", non-adjustable all-chrome legs, 30" height.	378.00	2	72.3	2.80		70
	483072	✓ pg. 6	✓ pg. 29	30" x 72", standard legs, 22"-30" height.	378.00	2	85.0	3.09		70
	483072AE			30" x 72" standard legs, 22"-30" height, laminate top with Sure Edge.	508.00	2	85.0	3.09		70
	483072CHRM			30" x 72", all-chrome legs, 22"-30" height.	418.00	2	85.0	3.09		70
	483072LO	✓ pg. 6	✓ pg. 29	30" x 72", short legs, 17"-25" height.	388.00	2	83.0	2.96		70
	483072LOCHRM			30" x 72", all-chrome short legs, 17"-25" height.	428.00	2	83.0	2.96		70
	483072N			30" x 72", non-adjustable all-chrome legs, 30" height	418.00	2	84.4	3.33		70
	483072W			30" x 72", wheelchair legs, 26"-34" height.	418.00	2	86.0	3.21		70
	483660		✓ pg. 29	36" x 60", standard legs, 22"-30" height.	348.00	2	84.9	3.08		70
	483660AE			36" x 60", standard legs, 22"-30" height, laminate top with Sure Edge.	488.00	2	84.9	3.08		70
	483660CHRM			36" x 60", all-chrome legs, 22"-30" height.	388.00	2	84.9	3.08		70
	483660LO			36" x 60", short legs, 17"-25" height.	388.00	2	82.9	2.94		70
	483660LOCHRM			36" x 60", all-chrome short legs, 17"-25" height.	428.00	2	82.9	2.94		70
	483660N			36" x 60", non-adjustable all-chrome legs, 30" height.	388.00	2	84.3	3.31		70
	483660W			36" x 60", wheelchair legs, 26"-34" height.	388.00	2	85.9	3.19		70
	483672	✓ pg. 7	✓ pg. 29	36" x 72", standard legs, 22"-30" height.	388.00	2	98.3	3.56		70
	483672AE			36" x 72", standard legs, 22"-30" height, laminate top with Sure Edge.	533.00	2	98.3	3.56		70
	483672CHRM			36" x 72", all-chrome legs, 22"-30" height.	428.00	2	98.3	3.56		70
	483672LO	✓ pg. 7		36" x 72", short legs, 17"-25" height.	398.00	2	96.3	3.42		70
	483672LOCHRM			36" x 72", all-chrome short legs, 17"-25" height.	438.00	2	96.3	3.42		70
	483672N			36" x 72", non-adjustable all-chrome legs, 30" height.	428.00	2	97.7	3.79		70
	483672W			36" x 72", wheelchair legs, 26"-34" height.	428.00	2	99.3	3.67		70







4000 Series Tables continued on page 100.

TABLES

SOLD IN FULL CARTONS ONLY

Model No.	Stocked Models	Assemble to Order Models	Description	Unit Price F.O.B. Warehouse	No. of Ctns. Per Unit	Unit Weight	Unit Cube	Fed. Ex.	Freight Class
-----------	----------------	--------------------------	-------------	-----------------------------	-----------------------	-------------	-----------	----------	---------------

4000 SERIES - Activity Tables continued

	4842R	✓ pg. 29	42" round, standard legs, 22"-30" height.	332.00	2	59.0	2.49		70
	4842RAE		42" round, standard legs, 22"-30" height, laminate top with Sure Edge.	467.00	2	59.0	2.49		70
	4842RCHRM		42" round, all-chrome legs, 22"-30" height.	372.00	2	59.0	2.49		70
	4842RLO		42" round, short legs, 17"-25" height.	342.00	2	57.0	2.36		70
	4842RLOCHRM		42" round, all-chrome short legs, 17"-25" height.	382.00	2	57.0	2.36		70
	4842RN		42" round, non-adjustable all-chrome legs, 30" height.	372.00	2	58.4	2.73		70
	4842RW		42" round, wheelchair legs, 26"-34" height.	372.00	2	60.0	2.61		70
	484848	✓ pg. 30	48" x 48", standard legs, 22"-30" height.	408.00	2	92.6	5.63		70
	484848AE		48" x 48", standard legs, 22"-30" height, laminate top with Sure Edge®.	548.00	2	92.6	5.63		70
	484848CHRM		48" x 48", all-chrome legs, 22"-30" height.	448.00	2	92.6	5.63		70
	484848LO		48" x 48", short legs, 17"-25" height.	418.00	2	90.6	5.50		70
	484848LOCHRM		48" x 48", all-chrome short legs, 17"-25" height.	458.00	2	90.6	5.50		70
	484848N		48" x 48", non-adjustable all-chrome legs, 30" height.	448.00	2	92.0	5.87		70
	484848W		48" x 48", wheelchair legs, 26"-34" height.	448.00	2	93.6	5.75		70
	4848R	✓ pg. 7	48" round, standard legs, 22"-30" height.	408.00	2	70.8	3.03		70
	4848RAE		48" round, standard legs, 22"-30" height, laminate top with Sure Edge®.	548.00	2	70.8	3.03		70
	4848RCHRM		48" round, all-chrome legs, 22"-30" height.	448.00	2	70.8	3.03		70
	4848RLO	✓ pg. 7	48" round, short legs, 17"-25" height.	418.00	2	68.8	2.90		70
	4848RLOCHRM	✓ pg. 30	48" round, all-chrome short legs, 17"-25" height.	458.00	2	68.8	2.90		70
	4848RN		48" round, non-adjustable all-chrome legs, 30" height.	448.00	2	70.2	3.26		70
	4848RW		48" round, wheelchair legs, 26"-34" height.	448.00	2	71.8	3.14		70
	4860R	✓ pg. 30	60" round, standard legs, 22"-30" height.	540.00	2	104.6	4.67		70
	4860RAE		60" round, standard legs, 22"-30" height, laminate top with Sure Edge®.	690.00	2	104.6	4.67		70
	4860RCHRM		60" round, all-chrome legs, 22"-30" height.	580.00	2	104.6	4.67		70
	4860RLO		60" round, short legs, 17"-25" height.	550.00	2	102.6	4.54		70
	4860RLOCHRM		60" round, all-chrome short legs, 17"-25" height.	590.00	2	102.6	4.54		70
	4860RN		60" round, non-adjustable all-chrome legs, 30" height.	590.00	2	104.0	4.91		70
	4860RW		60" round, wheelchair legs, 26"-34" height.	590.00	2	105.6	4.79		70
	48CLO48		48" clover, standard legs, 22"-30" height.	417.00	2	59.4	2.45		70
	48CLO48AE		48" clover, standard legs, 22"-30" height, laminate top with Sure Edge®.	577.00	2	59.4	2.45		70
	48CLO48CHRM		48" clover, all-chrome legs, 22"-30" height.	457.00	2	59.4	2.45		70
	48CLO48LO		48" clover, short legs, 17"-25" height.	427.00	2	57.4	2.32		70
	48CLO48LOCHRM		48" clover, all-chrome short legs, 17"-25" height.	467.00	2	57.4	2.32		70
	48CLO48N		48" clover, non-adjustable all-chrome legs, 30" height.	457.00	2	58.8	2.69		70
	48CLO48W		48" clover, wheelchair legs, 26"-34" height.	457.00	2	60.4	2.57		70
	48COOP72	✓ pg. 30	36" x 72" half-moon, standard legs, 22"-30" height.	671.00	2	79.2	3.81		70
	48COOP72AE		36" x 72" half-moon, standard legs, 22"-30" height, laminate top with Sure Edge®.	841.00	2	79.2	3.81		70
	48COOP72CHRM		36" x 72" half-moon, all-chrome legs, 22"-30" height.	711.00	2	79.2	3.81		70
	48COOP72LO		36" x 72" half-moon, short legs, 17"-25" height.	681.00	2	77.2	3.68		70
	48COOP72LOCHRM		36" x 72" half-moon, all-chrome short legs, 17"-25" height.	721.00	2	77.2	3.68		70
	48COOP72N		36" x 72" half-moon, non-adjustable all-chrome legs, 30" height.	711.00	2	78.6	4.05		70
	48COOP72W		36" x 72" half-moon, wheelchair legs, 26"-34" height.	711.00	2	80.2	3.93		70



Products on this page are Greenguard® certified.






Virco®

TABLES

SOLD IN FULL CARTONS ONLY

Model No.	Stocked Models	Assemble to Order Models	Description	Unit Price F.O.B. Warehouse	No. of Ctns. Per Unit	Unit Weight	Unit Cube	Fed. Ex.	Freight Class
-----------	----------------	--------------------------	-------------	-----------------------------	-----------------------	-------------	-----------	----------	---------------

4000 SERIES - Activity Tables continued

	48FLOW60	✓ pg. 30	60" flower, standard legs, 22"-30" height.	794.00	2	91.5	4.62		70
	48FLOW60AE		60" flower, standard legs, 22"-30" height, laminate top with Sure Edge®.	959.00	2	91.5	4.62		70
	48FLOW60CHRM		60" flower, all-chrome legs, 22"-30" height.	834.00	2	91.5	4.62		70
	48FLOW60LO	✓ pg. 30	60" flower, short legs, 17"-25" height.	804.00	2	89.5	4.49		70
	48FLOW60LOCHRM		60" flower, all-chrome short legs, 17"-25" height.	844.00	2	89.5	4.49		70
	48FLOW60N		60" flower, non-adjustable all-chrome legs, 30" height.	834.00	2	90.9	4.86		70
	48FLOW60W		60" flower, wheelchair legs, 26"-34" height.	834.00	2	92.5	4.74		70
	48HORSE60	✓ pg. 30	60" x 66", standard legs, 22"-30" height.	757.00	2	116.4	4.99		70
	48HORSE60AE		60" x 66", standard legs, 22"-30" height, laminate top with Sure Edge®.	922.00	2	116.4	4.99		70
	48HORSE60CHRM		60" x 66", all-chrome legs, 22"-30" height.	797.00	2	116.4	4.99		70
	48HORSE60LO	✓ pg. 31	60" x 66", short legs, 17"-25" height.	767.00	2	114.4	4.86		70
	48HORSE60LOCHRM		60" x 66", all-chrome short legs, 17"-25" height.	807.00	2	114.4	4.86		70
	48HORSE60N		60" x 66", non-adjustable all-chrome legs, 30" height.	797.00	2	115.8	5.23		70
	48HORSE60W		60" x 66", wheelchair legs, 26"-34" height.	797.00	2	117.4	5.11		70
	48HORSE60DC	✓ pg. 31	60" deep-center, standard legs, 22"-30" height.	757.00	3	120.0	5.30		70
	48HORSE60DCAE		60" deep-center, standard legs, 22"-30" height, laminate top, Sure Edge	922.00	3	120.0	5.30		70
	48HORSE60DCCHRM		60" deep-center, all-chrome legs, 22"-30" height.	797.00	3	120.0	5.30		70
	48HORSE60DCLO		60" deep-center, short legs, 17"-25" height.	767.00	3	117.0	5.11		70
	48HORSE60DCLOCHRM		60" deep-center, all-chrome short legs, 17"-25" height.	807.00	2	117.0	5.11		70
	48HORSE60DCN		60" deep-center, non-adjustable all-chrome legs, 30" height.	797.00	3	119.1	5.66		70
	48HORSE60DCW		60" deep-center, wheelchair legs, 26"-34" height.	797.00	3	121.5	5.48		70
	48KID72	✓ pg. 7	48" x 72" kidney, standard legs, 22"-30" height.	671.00	2	115.9	4.45		70
	48KID72AE	✓ pg. 31	48" x 72" kidney, standard legs, 22"-30" height, laminate top, Sure Edge	841.00	2	115.9	4.45		70
	48KID72CHRM		48" x 72" kidney, all-chrome legs, 22"-30" height.	711.00	2	115.9	4.45		70
	48KID72LO	✓ pg. 7	48" x 72" kidney, short legs, 17"-25" height.	681.00	2	113.9	4.32		70
	48KID72LOCHRM	✓ pg. 32	48" x 72" kidney, all-chrome short legs, 17"-25" height.	721.00	2	113.9	4.32		70
	48KID72N		48" x 72" kidney, non-adjustable all-chrome legs, 30" height.	711.00	2	115.3	4.68		70
	48KID72W		48" x 72" kidney, wheelchair legs, 26"-34" height.	711.00	2	116.9	4.56		70
	48TRAP48	✓ pg. 32	24" x 48" trapezoid, standard legs, 22"-30" height.	246.00	2	50.8	1.27		70
	48TRAP48AE		24" x 48" trapezoid, standard legs, 22"-30" height, laminate top with Sure Edge.	406.00	2	50.8	1.27		70
	48TRAP48CHRM		24" x 48" trapezoid, all-chrome legs, 22"-30" height.	286.00	2	50.8	1.27		70
	48TRAP48LO		24" x 48" trapezoid, short legs, 17"-25" height.	256.00	2	48.8	1.14		70
	48TRAP48LOCHRM		24" x 48" trapezoid, all-chrome short legs, 17"-25" height.	296.00	2	48.8	1.14		70
	48TRAP48N		24" x 48" trapezoid, non-adjustable all-chrome legs, 30" height.	286.00	2	50.2	1.51		70
	48TRAP48W		24" x 48" trapezoid, wheelchair legs, 26"-34" height.	286.00	2	51.8	1.39		70

4000 Series Tables continued on page 102.

TABLES

SOLD IN FULL CARTONS ONLY

Model No.	Stocked Models	Assemble to Order Models	Description	Unit Price F.O.B. Warehouse	No. of Ctns. Per Unit	Unit Weight	Unit Cube	Fed Ex.	Freight Class
-----------	----------------	--------------------------	-------------	-----------------------------	-----------------------	-------------	-----------	---------	---------------

4000 SERIES - Activity Tables continued

48TRAP60	✓ pg. 7	✓ pg. 32	30" x 60" trapezoid, standard legs, 22"-30" height.	389.00	2	64.2	1.61		70
48TRAP60AE			30" x 60" trapezoid, standard legs, 22"-30" height, laminate top, Sure Edge.	554.00	2	64.2	1.61		70
48TRAP60CHRM			30" x 60" trapezoid, all-chrome legs, 22"-30" height.	429.00	2	64.2	1.61		70
48TRAP60LO	✓ pg. 7	✓ pg. 32	30" x 60" trapezoid, short legs, 17"-25" height.	399.00	2	62.2	1.48		70
48TRAP60LOCHRM			30" x 60" trapezoid, all-chrome short legs, 17"-25" height.	439.00	2	62.2	1.48		70
48TRAP60N			30" x 60" trapezoid, non-adjustable all-chrome legs, 30" height.	429.00	2	63.6	1.85		70
48TRAP60W			30" x 60" trapezoid, wheelchair legs, 26"-34" height.	429.00	2	65.2	1.73		70

OPTIONS

Steel-Base Glides - Add "SG" to the model no. (e.g., 482436SG).				No Upcharge					
Felt-Base Glides - Add "FG" to the model no. (e.g., 482436FG).				No Upcharge					
UBOOK	✓ pg. 10		Plastic book box, 15½"W x 4½"H x 13⅝"D. Char Black	30.00	12	1.9	1.94		100
UGANG			Connecting tie plate kit (includes 2 plates) 2" x .0747" x 6".	48.00	1	0.8	0.07		70
UTOTE		✓ pg. 32	Tote Tray: 12"W x 4"H x 16"D Runners: 1½"W x ¾"D x 13½"L.	54.00	2	1.1	0.46		100

HOW TO ORDER:

- Laminates, edge banding and frame finish colors are listed on pages xi-xii.
- To order, specify the model number, top, banding and frame finish color codes (e.g., 482436-OAK084BLK01-BLK01).



Products on this page are Greenguard® certified.

Virco®

TABLES

SOLD IN FULL CARTONS ONLY

Model No.	Stocked Models	Assemble to Order Models	Description	Unit Price F.O.B. Warehouse	No. of Ctns. Per Unit	Unit Weight	Unit Cube	Fed. Ex.	Freight Class
-----------	----------------	--------------------------	-------------	-----------------------------	-----------------------	-------------	-----------	----------	---------------

8700 SERIES - Study Carrels

Tubular steel legs, table with privacy panels and a non-adjustable shelf. Available with a 24"W x 36"D, 1½" thick particleboard-core high-pressure laminate work surface with 1½" profile T-mold edge banding. Privacy panels extend 22" above the work surface to form a study carrel. An 8" deep non-adjustable shelf is included with the panels. Adjustable top height range of 22" to 30". Adjustable steel-base glides. The upper legs are available with a powder coat finish. The lower legs are chromed. Options: (1) wire management panel, specify model no. TWMP36; (2) vertical cord manager, specify model no. TVCM. Overall Study Carrel Dimensions: 25"W x 37½"L x 41½" to 49½"H. Privacy Panel Dimensions: 37½"W x 23½"D x 22"H.



872436SC			24"W x 36"L.	977.00	4	101.0	5.19	*	Call
----------	--	--	--------------	--------	---	-------	------	---	------

OPTIONS

TWMP36			Wire management/modesty panel, for 36" rectangular tables	230.00	1	8.4	0.83	*	100
TVCM			Vertical cord manager.	183.00	1	1.6	0.12		70

HOW TO ORDER:

- Laminates, edge banding and frame finish colors are listed on pages xi-xii.
- To order, specify the model number, top, banding and frame finish color codes (e.g., 872436SC-OAK084BLK01-BLK01).

8700 SERIES - Computer Tables

Tubular steel pedestal legs. Models are available with a 1½" thick particleboard-core high-pressure laminate work surface with 1½" profile T-mold edge banding. Adjustable top height range of 22" to 30". Four adjustable nylon-base swivel glides. The upper legs are available with a powder coat finish. The lower legs are chromed.

Options: (1) 29" wide keyboard mouse tray, specify TKBMT29; (2) 27" wide keyboard mouse tray, specify TKBMT27; (3) 24" wide keyboard mouse tray, specify TKBMT24; (4) CPU holder, specify T87CPU; (5) vertical cord manager, specify TVCM; (6) grommet kit with 3½" diameter, specify UGRMT35; (7) grommet kit with 2½" diameter specify UGRMT27; (8) casters, specify U87CAST; (9) tie plate pack, specify UGANG; (10) wire management panel, specify TWMP.



872436		✓ pg. 33	24"W x 36"L x 22"-30"H.	377.00	3	50.8	2.65		Call
872448	✓ pg. 8	✓ pg. 33	24"W x 48"L x 22"-30"H.	443.00	3	58.0	2.97		Call
872460	✓ pg. 8	✓ pg. 33	24"W x 60"L x 22"-30"H.	498.00	3	71.0	3.64		Call
872472		✓ pg. 33	24"W x 72"L x 22"-30"H.	623.00	3	79.7	4.04		Call
873036			30"W x 36"L x 22"-30"H.	457.00	3	54.8	3.22		Call
873048		✓ pg. 33	30"W x 48"L x 22"-30"H.	509.00	3	70.0	3.64		Call
873060	✓ pg. 8	✓ pg. 33	30"W x 60"L x 22"-30"H.	578.00	3	81.3	4.10		Call
873072	✓ pg. 8		30"W x 72"L x 22"-30"H.	701.00	3	95.0	4.50		Call
873672			36"W x 72"L x 22"-30"H.	724.00	3	108.3	4.97		Call

OPTIONS

TKBMT19			Keyboard mouse tray. 15"D x 19¼"W. Char Black-BLK01	264.00	1	8.1	0.57	*	100
TKBMT24			Keyboard mouse tray. 15"D x 24¼"W. Char Black-BLK01	361.00	1	10.8	0.68	*	100




















TABLES

SOLD IN FULL CARTONS ONLY

Model No.	Stocked Models	Assemble to Order Models	Description	Unit Price F.O.B. Warehouse	No. of Ctns. Per Unit	Unit Weight	Unit Cube	Fed Ex.	Freight Class
-----------	----------------	--------------------------	-------------	-----------------------------	-----------------------	-------------	-----------	---------	---------------

8700 SERIES - Computer Tables continued

	TKBMT27		✓ pg. 33,35	Keyboard mouse tray. 15"D x 27¼"W. Char Black-BLK01	320.00	1	11.8	0.73	*	70
	TKBMT29		✓ pg. 33	Keyboard mouse tray. 15"D x 29"W. Char Black-BLK01	320.00	1	12.1	0.78	*	100
	TKBMT27			Keyboard mouse tray, curved. 12" x 27".	329.00	1	10.2	0.73	*	100
	TKBMT29			Keyboard mouse tray, curved. 12" x 29".	329.00	1	10.3	0.78	*	100
	T87CPU			CPU holder: accommodates CPUs between 5½" and 10" wide; height-adjustment range is 6" to 19¼" if inside-mounted, or 6" to 24¾" if outside-mounted.	403.00	1	5.3	0.16		70
	CPUCADDY			Mobile CPU holder. 19⅞"L x 10¾"W x 10⅞"H. A cable lock is included with each unit to secure the CPU holder to a table leg. Supports a computer that is between 3" and 8" wide.	339.00	1	20.9	0.95		100
	T762ELECT			Electrical power strip/surge protector: 12' cord and 7 electrical outlets.	132.00	1	2.0	0.15		70
	TPTP3			Power/communication outlet.	437.00	1	1.7	0.16		70
	TVCM			Vertical cord manager.	183.00	1	1.6	0.12		70
	UGRMT27			Grommet kit, two grommet covers with matching 2¾" sleeves. Black.	54.00	2	0.1	0.06		100
	UGRMT35			Grommet kit, two grommet covers with matching 3½" sleeves. (for use with 2"W x 2¼"D power pole).	54.00	2	0.3	0.07		100
	U87CAST			Four pack of swivel casters.	156.00	1	5.0	0.09		70
	UGANG			Connecting tie plate kit (includes 2 plates).	48.00	1	0.8	0.07		70
	TWMP36			Wire management/modesty panel, for 36" rectangular tables.	230.00	1	8.4	0.83	*	100
	TWMP48		✓ pg. 33	Wire management/modesty panel, for 48" rectangular tables.	270.00	1	9.8	1.11	*	100
	TWMP60	✓ pg. 10		Wire management/modesty panel, for 60" rectangular tables.	321.00	1	12.4	1.39	*	100
	TWMP72		✓ pg. 33	Wire management/modesty panel, for 72" rectangular tables.	346.00	1	15.2	1.67	*	100

HOW TO ORDER:

- Laminates, edge banding and frame finish colors are listed on pages xi-xii.
- To order, specify the model number, top, banding and frame finish color codes (e.g., 872436-OAK084BLK01-BLK01).



TABLES

SOLD IN FULL CARTONS ONLY

Model No.	Stocked Models	Assemble to Order Models	Description	Unit Price F.O.B. Warehouse	Units Per Carton	Unit Weight	Unit Cube	Fed Ex.	Freight Class
-----------	----------------	--------------------------	-------------	-----------------------------	------------------	-------------	-----------	---------	---------------

WOOD-FRAME SCIENCE TABLES

Wood-frame, apron and legs, 30" fixed-height. Models are available with a heavy-duty, chemical-resistant epoxy resin top or an acid- and chemical-resistant Chemsurf® high-pressure laminate top. Table are equipped with four adjustable nylon glides; each table also includes four removable nylon boots.

Chemsurf Top: 1½" thick and consists of a medium-density fiberboard core with an acid- and chemical-resistant Chemsurf high-pressure laminate surface. Edges have a urethane-based Sure Edge® finish.

Epoxy Resin Top: 1" thick and consists of heavy-duty, heat- and chemical-resistant epoxy resin. The molded epoxy resin top is monolithic and non-porous. Wood components are finished with multiple coats of natural chemically resistant catalyzed varnish.

Chemsurf® Laminate Tops



SCI244830CSAE			48"L x 24"W x 30"H.	1342.00	1	73.1	4.91		70
SCI245430CSAE		✓ pg. 33	54"L x 24"W x 30"H.	1392.00	1	79.3	5.49		70
SCI246030CSAE			60"L x 24"W x 30"H.	1446.00	1	86.4	6.07		70
SCI306030CSAE			60"L x 30"W x 30"H.	1546.00	1	98.2	7.43		70

Epoxy Resin Tops



SCI244830EP			48"L x 24"W x 30"H.	2096.00	1	122.7	4.91		70
SCI245430EP	✓ pg. 8	✓ pg. 33	54"L x 24"W x 30"H.	2246.00	1	135.5	5.49		70
SCI246030EP	✓ pg. 8		60"L x 24"W x 30"H.	2400.00	1	148.7	6.07		70
SCI306030EP		✓ pg. 33	60"L x 30"W x 30"H.	2785.00	1	98.2	7.43		70

HOW TO ORDER:

- Colors and color codes are listed below.
- To order Chemsurf laminate tops, specify the model number, top color and apron and leg color (e.g., SCI246030CSAE-BLK577BLK01-MPL003).
- To order chemical-resistant epoxy resin tops, specify the model number top color and apron and leg color (e.g., SCI244830EP-BLK01-OAK083).

Chemsurf Laminate Top and Edge Color:

Black-BLK577BLK01

Epoxy Resin Top Color:

Black-BLK01

Apron and Leg Colors:

Maple-MPL003

Natural Oak-OAK083



TABLES

SOLD IN FULL CARTONS ONLY

Model No.	Stocked Models	Assemble to Order Models	Description	Unit Price F.O.B. Warehouse	Units Per Carton	Unit Weight	Unit Cube	Fed Ex.	Freight Class
-----------	----------------	--------------------------	-------------	-----------------------------	------------------	-------------	-----------	---------	---------------

STEEL-FRAME SCIENCE TABLES

Steel-frame, apron and heavy-gauge tubular steel legs. Models are available with a heavy-duty, chemical-resistant epoxy resin top or an acid- and chemical-resistant Chemsurf® high-pressure laminate top. Four adjustable nylon glides. Metal surfaces are available chromed or with a powder coat finish.
 Chemsurf Top: 1½" thick and consists of a medium-density fiberboard core surfaced with an acid- and chemical-resistant Chemsurf high-pressure laminate surface. Edges have a urethane-based Sure Edge® finish.
 Epoxy Resin Top: 1" thick and consists of heavy-duty, heat- and chemical-resistant epoxy resin. The molded epoxy resin top is monolithic and non-porous.

Chemsurf Top, 30" Fixed Height

S187230CSAE			72"W x 18"D x 30"H.	1107.00	2	72.5	4.25		70
S206030CSAE			60"W x 20"D x 30"H.	1112.00	1	61.0	3.76		70
S245430CSAE	✓ pg. 8		54"W x 24"D x 30"H.	1162.00	1	60.7	4.01		70
S246030CSAE	✓ pg. 8		60"W x 24"D x 30"H.	1165.00	1	71.2	4.43		70
S306030CSAE			60"W x 30"D x 30"H.	1215.00	1	80.7	5.44		70
S307230CSAE			72"W x 30"D x 30"H.	1265.00	1	93.8	6.48		70
S367230CSAE		✓ pg. 34	72"W x 36"D x 30"H.	1315.00	2	111.1	7.84		70

Chemsurf Top, 24"-34" Adjustable Legs

S1872CSADJAE			72"W x 18"D x 24-34"H.	1137.00	1	62.9	4.09		70
S2060CSADJAE			60"W x 20"D x 24-34"H.	1142.00	1	61.0	3.76		70
S2454CSADJAE	✓ pg. 34		54"W x 24"D x 24-34"H.	1192.00	1	59.8	4.01		70
S2460CSADJAE	✓ pg. 34		60"W x 24"D x 24-34"H.	1195.00	1	70.3	4.43		70
S3060CSADJAE	✓ pg. 34		60"W x 30"D x 24-34"H.	1245.00	1	79.8	5.44		70
S3072CSADJAE			72"W x 30"D x 24-34"H.	1295.00	1	93.0	6.48		70
S3672CSADJAE	✓ pg. 34		72"W x 36"D x 24-34"H.	1345.00	1	107.1	7.68		70

Chemsurf Top, 24"-34" Adjustable Legs, Casters

S1872CSADJCAE			72"W x 18"D x 24-34"H, adjustable legs, casters.	1187.00	1	69.8	4.09		70
S2060CSADJCAE			60"W x 20"D x 24-34"H, adjustable legs, casters.	1192.00	1	67.0	3.76		70
S2454CSADJCAE			54"W x 24"D x 24-34"H, adjustable legs, casters.	1242.00	1	66.7	4.01		70
S2460CSADJCAE	✓ pg. 34		60"W x 24"D x 24-34"H, adjustable legs, casters.	1245.00	1	77.2	4.43		70
S3060CSADJCAE			60"W x 30"D x 24-34"H, adjustable legs, casters.	1295.00	1	86.7	5.44		70
S3072CSADJCAE			72"W x 30"D x 24-34"H, adjustable legs, casters.	1345.00	1	99.8	6.48		70
S3672CSADJCAE			72"W x 36"D x 24-34"H, adjustable legs, casters.	1395.00	1	113.9	7.68		70

Epoxy Resin Top, 30" Fixed Height

S187230EP			72"W x 18"D x 30"H.	1607.00	2	129.4	4.25		70
S206030EP			60"W x 20"D x 30"H.	1612.00	1	120.4	3.95		70
S245430EP	✓ pg. 34		54"W x 24"D x 30"H.	1662.00	2	129.2	4.76		70
S246030EP	✓ pg. 34		60"W x 24"D x 30"H.	1665.00	2	141.8	5.32		70
S306030EP	✓ pg. 34		60"W x 30"D x 30"H.	1715.00	2	171.7	6.33		70
S307230EP			72"W x 30"D x 30"H.	1765.00	2	198.2	6.64		70
S367230EP			72"W x 36"D x 30"H.	1815.00	2	232.6	7.84		70

HOW TO ORDER:

- Colors and color codes are listed below.
- To order, specify the model number, apron and leg color codes (e.g., S367230CSAE-BLK01-BLK01-BLK577).

Apron and Leg Colors:

Char Black apron and Char Black legs-BLK01-BLK01
 Char Black apron and Chrome legs-BLK01-CHRM

Chemsurf Laminate Top and Edge Color:

Black-BLK577BLK01

Epoxy Resin Top Color:

Black-BLK01



Products on this page are Greenguard® certified.

Virco®

TABLES

SOLD IN FULL CARTONS ONLY

Model No.	Stocked Models	Assemble to Order Models	Description	Unit Price F.O.B. Warehouse	No. of Ctns. Per Unit	Unit Weight	Unit Cube	Fed. Ex.	Freight Class
-----------	----------------	--------------------------	-------------	-----------------------------	-----------------------	-------------	-----------	----------	---------------

6800 SERIES - Multi-Purpose Tables

Steel support apron and tubular steel legs. Models are available with a 1½" thick particleboard-core high-pressure laminate work surface with 1½" profile T-mold edge banding. Four adjustable nylon glides. Metal surfaces are available chromed or with a powder coat finish.

Options:

- 30" fixed-height. Metal surfaces are available chromed or with a powder coat finish.
- 24" to 34" adjustable top height models include the letters ADJ. Support apron and upper legs are available with a powder coat finish. Lower legs are chromed.
- 24" to 34" adjustable top height models with casters include the letters ADJC. Support apron and upper legs are available with a powder coat finish. Lower legs are chromed.

30" Fixed Height



682060		✓ pg. 34	60"W x 20"D x 30"H.	464.00	2	67.3	3.95		70
682460		✓ pg. 34	60"W x 24"D x 30"H.	517.00	2	76.6	4.61		70
683060		✓ pg. 34	60"W x 30"D x 30"H.	518.00	2	88.5	5.62		70

24"-34"H, Adjustable Legs



682060ADJ			60"W x 20"D x 24"-34"H, adjustable legs.	494.00	2	68.9	3.95		70
682460ADJ			60"W x 24"D x 24"-34"H, adjustable legs.	547.00	2	78.2	4.61		70
683060ADJ			60"W x 30"D x 24"-34"H, adjustable legs.	548.00	2	90.1	5.62		70
683072ADJ			72"W x 30"D x 24"-34"H, adjustable legs.	651.00	2	103.9	6.64		70

24"-34"H, Adjustable Legs, Casters



682060ADJC		✓ pg. 34	60"W x 20"D x 24"-34"H, adjustable legs, casters.	544.00	2	72.3	4.22		70
682460ADJC			60"W x 24"D x 24"-34"H, adjustable legs, casters.	597.00	2	81.6	4.89		70
683060ADJC		✓ pg. 34	60"W x 30"D x 24"-34"H, adjustable legs, casters.	598.00	2	93.5	5.89		70
683072ADJC			72"W x 30"D x 24"-34"H, adjustable legs, casters.	701.00	2	107.3	6.92		70

HOW TO ORDER:

- Laminates, edge banding and frame finish colors are listed on pages xi-xii.
- To order, specify the model number, top, banding and frame finish color (e.g., 682060-GRY091BLK01-BLK01-BLK01).

TABLES

SOLD IN FULL CARTONS ONLY

Model No.	Stocked Models	Assemble to Order Models	Description	Unit Price F.O.B. Warehouse	No. of Ctns. Per Unit	Unit Weight	Unit Cube	Fed. Ex.	Freight Class
-----------	----------------	--------------------------	-------------	-----------------------------	-----------------------	-------------	-----------	----------	---------------

PLATEAU® SERIES TABLES

Legs consist of an aluminum die-cast connector and a tubular steel leg column with an aluminum die-cast glide insert, and an extruded PVC wire chase. An adjustable glide with a 1" range enables table leveling. Models are available with 29" top heights. Models are available with a 1½" thick particleboard-core high-pressure laminate work surface with 1½" profile T-mold edge banding. Metal surfaces are available with a powder coat finish.

Options: (1) 4-pack of 2½" twin-wheel locking soft casters (model PTLCASTER). (2) Wire management modesty panels (model PTMODPNL5 for 60"L tables; model PTMODPNL6 for 72"L tables). (3) Power/data module (model TPTP3). (4) Electrical power strip/surge protector (model T762ELECT). (5) 4-channel wire chase (model PTTROUGH). (6) Wire management tray (model PTTRAY). (7) Wire management strap (Model PTSTRAP). (8) 12" x 24" keyboard mouse tray (model TKBMT24). (9) Mini power/data port (model TUPD); (10) Mini power/data port for hard-wiring (model TUPDHW). (11) Duplex MiniPort, power only (model TUP).



PT246029			24"W x 60"L x 29"H.	1365.00	2	92.0	6.43		Call
PT304829			30"W x 48"L x 29"H.	1330.00	2	91.0	6.16		Call
PT306029			30"W x 60"L x 29"H.	1380.00	2	107.0	6.90		Call
PT307229			30"W x 72"L x 29"H.	1430.00	2	118.0	7.90		Call
PT484829			48"W x 48"L x 29"H.	1418.00	2	96.0	6.79		Call
PT60R29			60" round x 29"H.	1632.00	2	1.0	1.00		Call
PT60HR29			60" half-round x 29"H.	1176.00	2	85.0	5.99		Call
PT2460CR29			24"W x 60"L x 29"H, crescent.	1365.00	2	114.3	6.28		Call
PT3060CR29			30"W x 60"L x 29"H, crescent.	2139.00	2	124.6	7.18		Call
PT3672RT29			36"W x 72"L x 29"H, race track.	1614.00	2	138.0	8.94		Call
PT4284RT29			42"W x 84"L x 29"H, race track.	1841.00	2	154.9	7.70		Call
OPTIONS									
PTLCASTER			4-pack of 2½" twin-wheel locking soft casters.	50.00	1	1.4	0.09	*	70
PTMODPNL5			Wire management modesty panels for 60"L tables. Char Black or Silver Mist.	675.00	1	21.5	2.50		100
PTMODPNL6			Wire management modesty panels for 72"L tables. Char Black or Silver Mist.	775.00	1	26.2	3.05		100
PTSTRAP			Wire management strap (4).	149.00	1	0.2	0.02		70
TPTP3			Power/communication outlet.	437.00	1	1.7	0.16		70
T762ELECT			Electrical power strip/surge protector: 12' cord and 7 electrical outlets.	132.00	1	2.0	0.15		70
PTTRAY			Metal wire management tray.	175.00	1	3.0	0.24		100
PTTROUGH			4 channel wire chase.	178.00	1	2.4	0.36		70
TKBMT24			15"D x 24¾"W keyboard mouse tray. Char Black.	361.00	1	10.8	0.68	*	100



TABLES

SOLD IN FULL CARTONS ONLY

Model No.	Stocked Models	Assemble to Order Models	Description	Unit Price F.O.B. Warehouse	No. of Ctns. Per Unit	Unit Weight	Unit Cube	Fed. Ex.	Freight Class
-----------	----------------	--------------------------	-------------	-----------------------------	-----------------------	-------------	-----------	----------	---------------

PLATEAU® SERIES TABLES continued

OPTIONS

TKBMT19			15"D x 19¼"W keyboard mouse tray. Char Black.	264.00	1	8.1	0.57	*	100
TUP			Duplex MiniPort, power only, 2 15 Amp simplexes, 6' power cord. Available in Char Black (BLK01), Moonstone (GRY05) and Silver Mist (GRY02).	405.00	1	2.8	0.18	*	100
TUPD			Mini-power/data port, two electrical outlets, two data/communication outlets. Adobe, Char Black, Eclipse or Silver Mist.	345.00	1	1.6	0.19	*	100
CPUCADDY			Mobile CPU holder. 19⅝"L x 10¾"W x 10⅝"H. A cable lock is included with each unit to secure the CPU holder to a table leg. Supports a computer that is between 3" and 8" wide.	339.00	1	20.9	0.95		100

HOW TO ORDER:

- Laminates, edge banding and frame finish colors are listed on pages xi-xii.
- To order, specify the model number, top, banding and frame finish color codes (e.g., PT307229-MPL385BRN38-BLK01).

TETRA™ SERIES TABLES

Tubular steel frame. Models are available with a 1½" thick particleboard-core high-pressure laminate work surface with 1½" profile T-mold edge banding. Models are available with 1, 2 or 3 factory installed 2¼" diameter plastic grommets. Models are available with powder coat finish upper legs and chrome lower legs or powder coat finish legs. Nylon adjustable glides.

20"W, 30" Fixed-Height

TR203630GR1			20"W x 36"L x 30"H, 1 grommet.	495.00	3	49.1	3.00		Call
TR204230GR1			20"W x 42"L x 30"H, 1 grommet.	545.00	3	55.6	3.38		Call
TR204830GR2			20"W x 48"L x 30"H, 2 grommets.	526.00	3	57.8	3.37		Call
TR205430GR2			20"W x 54"L x 30"H, 2 grommets.	565.00	3	62.6	3.55		Call
TR206030GR2			20"W x 60"L x 30"H, 2 grommets.	575.00	3	67.2	3.73		Call
TR207230GR3			20"W x 72"L x 30"H, 3 grommets.	621.00	3	76.5	4.09		Call
TR208430GR3			20"W x 84"L x 30"H, 3 grommets.	718.00	3	89.3	3.18		Call
TR209630GR3			20"W x 96"L x 30"H, 3 grommets.	728.00	3	99.7	4.45		Call

24"W, 30" Fixed-Height

TR243630GR1			24"W x 36"L x 30"H, 1 grommet.	535.00	3	57.3	3.38		70
TR244230GR1			24"W x 42"L x 30"H, 1 grommet.	580.00	3	63.4	3.76		Call
TR244830GR2			24"W x 48"L x 30"H, 2 grommets.	575.00	3	66.0	4.00		Call
TR245430GR2			24"W x 54"L x 30"H, 2 grommets.	615.00	3	67.4	3.68		Call
TR246030GR2			24"W x 60"L x 30"H, 2 grommets.	656.00	3	77.5	4.42		70
TR247230GR3			24"W x 72"L x 30"H, 3 grommets.	678.00	3	87.9	4.85		70
TR248430GR3			24"W x 84"L x 30"H, 3 grommets.	792.00	3	100.5	4.92		Call
TR249630GR3			24"W x 96"L x 30"H, 3 grommets.	778.00	3	108.1	7.49		Call

30"W, 30" Fixed-Height

TR303630GR1			30"W x 36"L x 30"H, 1 grommet.	571.00	3	69.8	4.97		Call
TR304230GR1			30"W x 42"L x 30"H, 1 grommet.	585.00	3	76.7	4.93		Call
TR304830GR2			30"W x 48"L x 30"H, 2 grommets.	621.00	3	80.3	5.53		Call
TR305430GR2			30"W x 54"L x 30"H, 2 grommets.	687.00	3	87.2	5.79		Call
TR306030GR2			30"W x 60"L x 30"H, 2 grommets.	682.00	3	93.7	6.05		Call
TR307230GR3			30"W x 72"L x 30"H, 3 grommets.	732.00	3	106.7	6.56		Call

36"W, 30" Fixed-Height

TR363630GR1			36"W x 36"L x 30"H, 1 grommet.	560.00	3	77.4	5.41		Call
TR364230GR1			36"W x 42"L x 30"H, 1 grommet.	632.00	3	87.3	5.31		Call
TR364830GR2			36"W x 48"L x 30"H, 2 grommets.	656.00	3	92.3	6.36		Call
TR365430GR2			36"W x 54"L x 30"H, 2 grommets.	742.00	3	100.3	6.66		Call
TR366030GR2			36"W x 60"L x 30"H, 2 grommets.	761.00	3	107.9	6.96		Call
TR367230GR3			36"W x 72"L x 30"H, 3 grommets.	777.00	3	123.3	7.57		70



TABLES

SOLD IN FULL CARTONS ONLY

Model No.	Stocked Models	Assemble to Order Models	Description	Unit Price F.O.B. Warehouse	No. of Ctns. Per Unit	Unit Weight	Unit Cube	Fed. Ex.	Freight Class
-----------	----------------	--------------------------	-------------	-----------------------------	-----------------------	-------------	-----------	----------	---------------

TETRA™ SERIES TABLES continued

20"W, 26"-34" Adjustable Height

TR2036ADJGR1			20"W x 36"L x 26-34"H, 1 grommet.	542.00	3	53.1	3.00		Call
TR2042ADJGR1			20"W x 42"L x 26-34"H, 1 grommet.	592.00	3	59.6	3.38		Call
TR2048ADJGR2			20"W x 48"L x 26-34"H, 2 grommets.	573.00	3	61.8	3.37		Call
TR2054ADJGR2			20"W x 54"L x 26-34"H, 2 grommets.	612.00	3	66.6	3.55		Call
TR2060ADJGR2			20"W x 60"L x 26-34"H, 2 grommets.	622.00	3	71.2	3.73		Call
TR2072ADJGR3			20"W x 72"L x 26-34"H, 3 grommets.	668.00	3	80.5	4.09		Call
TR2084ADJGR3			20"W x 84"L x 26-34"H, 3 grommets.	765.00	3	93.3	3.18		Call
TR2096ADJGR3			20"W x 96"L x 26-34"H, 3 grommets.	775.00	3	103.7	4.45		Call

24"W, 26"-34" Adjustable Height

TR2436ADJGR1			24"W x 36"L x 26-34"H, 1 grommet.	582.00	3	61.3	3.38		70
TR2442ADJGR1			24"W x 42"L x 26-34"H, 1 grommet.	627.00	3	67.4	3.76		Call
TR2448ADJGR2			24"W x 48"L x 26-34"H, 2 grommets.	622.00	3	70.0	4.00		Call
TR2454ADJGR2			24"W x 54"L x 26-34"H, 2 grommets.	662.00	3	71.4	3.68		Call
TR2460ADJGR2			24"W x 60"L x 26-34"H, 2 grommets.	703.00	3	81.0	4.42		Call
TR2472ADJGR3			24"W x 72"L x 26-34"H, 3 grommets.	728.00	3	91.9	4.85		70
TR2484ADJGR3			24"W x 84"L x 26-34"H, 3 grommets.	839.00	3	104.5	4.92		Call
TR2496ADJGR3			24"W x 96"L x 26-34"H, 3 grommets.	825.00	3	112.1	7.49		Call

30"W, 26"-34" Adjustable Height

TR3036ADJGR1			30"W x 36"L x 26-34"H, 1 grommet.	618.00	3	73.8	4.97		Call
TR3042ADJGR1			30"W x 42"L x 26-34"H, 1 grommet.	632.00	3	80.7	4.93		Call
TR3048ADJGR2			30"W x 48"L x 26-34"H, 2 grommets.	668.00	3	84.3	5.53		Call
TR3054ADJGR2			30"W x 54"L x 26-34"H, 2 grommets.	734.00	3	91.2	5.79		Call
TR3060ADJGR2			30"W x 60"L x 26-34"H, 2 grommets.	729.00	3	97.7	6.05		70
TR3072ADJGR3			30"W x 72"L x 26-34"H, 3 grommets.	779.00	3	110.7	6.56		Call

36"W, 26"-34" Adjustable Height

TR3636ADJGR1			36"W x 36"L x 26-34"H, 1 grommet.	607.00	3	81.4	5.41		Call
TR3642ADJGR1			36"W x 42"L x 26-34"H, 1 grommet.	679.00	3	91.3	5.31		Call
TR3648ADJGR2			36"W x 48"L x 26-34"H, 2 grommets.	703.00	3	96.3	6.36		Call
TR3654ADJGR2			36"W x 54"L x 26-34"H, 2 grommets.	789.00	3	104.3	6.66		Call
TR3660ADJGR2			36"W x 60"L x 26-34"H, 2 grommets.	808.00	3	111.9	6.96		Call
TR3672ADJGR3			36"W x 72"L x 26-34"H, 3 grommets.	824.00	3	127.3	7.57		70
TKBMT19			Keyboard mouse tray. 15"D x 19 1/2"W. Char Black-BLK01	264.00	1	8.1	0.57	*	100
TKBMT24			Keyboard mouse tray. 15"D x 24 3/4"W. Char Black-BLK01	361.00	1	10.8	0.68	*	100
TKBMT27		✓ pg. 33, 35	Keyboard mouse tray. 15"D x 27 1/4"W. Char Black-BLK01	320.00	1	11.8	0.73	*	70
TKBMT29		✓ pg. 33	Keyboard mouse tray. 15"D x 29"W. Char Black-BLK01	320.00	1	12.1	0.78	*	100
TRMP36			Perforated steel modesty panel for 36"L Tetra Series table.	179.00	1	8.4	0.32		70
TRMP42			Perforated steel modesty panel for 42"L Tetra Series table.	184.00	1	8.7	0.38		70
TRMP48			Perforated steel modesty panel for 48"L Tetra Series table.	213.00	1	10.3	0.44		70
TRMP54			Perforated steel modesty panel for 54"L Tetra Series table.	217.00	1	11.2	0.50		70
TRMP60			Perforated steel modesty panel for 60"L Tetra Series table.	225.00	1	12.7	0.56		70
TRMP72			Perforated steel modesty panel for 72"L Tetra Series table.	245.00	1	15.2	0.68		70
TRMP84			Perforated steel modesty panel for 84"L Tetra Series table.	251.00	1	17.3	0.79		70
TRMP96			Perforated steel modesty panel for 96"L Tetra Series table.	260.00	1	19.6	0.91		70

HOW TO ORDER:

- Plastic, top and frame finish colors and color codes are listed on pages xi-xii.
- To order, specify the model number, top, banding and frame finish color codes (e.g., TR3672ADJGR3-MPL385BRN38-GRY02).



Products on this page are Greenguard® certified.

Virco®

TABLES

SOLD IN FULL CARTONS ONLY

Model No.	Stocked Models	Assemble to Order Models	Description	Unit Price F.O.B. Warehouse	No. of Ctns. Per Unit	Unit Weight	Unit Cube	Fed Ex.	Freight Class
-----------	----------------	--------------------------	-------------	-----------------------------	-----------------------	-------------	-----------	---------	---------------

TEXT® SERIES TABLES

Tubular steel frame. Models are available with a 1½" thick particleboard-core high-pressure laminate work surface with 1½" profile T-mold edge banding. Nylon glides. Optional felt-base glides are available.

Options:

- 24" or 30" fixed-height. Metal surfaces are available with a powder coat finish.
- 26" to 34" adjustable top height models include the letters ADJ. Metal surfaces are available with a powder coat finish. Lower legs are chromed.
- Optional Grommets: ABS plastic grommets measuring 6¾" x 2½". Each grommet includes a hinged ABS plastic lid that, when opened, lays flat on the table's work surface. Models with a grommet include the letters GR2 for two, or GR1 for one grommet.
- Optional Casters: Twin-wheel, locking swivel casters. Models with casters include the letter C.

20"W x 48"L

TE20488Y24			20"W x 48"L x 24"H, 1½" thick top.	570.00	5	62.0	3.50		Call
TE20488Y24GR2			20"W x 48"L x 24"H, 1½" thick top, 2 grommets.	624.00	5	61.6	3.45		Call
TE20488Y30			20"W x 48"L x 30"H, 1½" thick top.	590.00	5	61.5	3.75		Call
TE20488Y30C			20"W x 48"L x 30"H, 1½" thick top, casters.	640.00	5	62.9	3.82		Call
TE20488Y30CGR2			20"W x 48"L x 30"H, 1½" thick top, 2 grommets, casters.	694.00	5	62.9	3.82		Call
TE20488Y30GR2			20"W x 48"L x 30"H, 1½" thick top, 2 grommets.	644.00	5	61.0	3.75		Call
TE20488YADJ			20"W x 48"L x 26"-34"H, 1½" thick top.	550.00	5	62.9	3.45		Call
TE20488YADJGR2			20"W x 48"L x 26"-34"H, 1½" thick top, 2 grommets.	604.00	5	62.4	3.45		Call

20"W x 54"L

TE20548Y24			20"W x 54"L x 24"H, 1½" thick top.	595.00	5	66.8	3.60		Call
TE20548Y24GR2			20"W x 54"L x 24"H, 1½" thick top, 2 grommets.	649.00	5	66.3	3.62		Call
TE20548Y30			20"W x 54"L x 30"H, 1½" thick top.	615.00	5	66.2	3.93		Call
TE20548Y30C			20"W x 54"L x 30"H, 1½" thick top, casters.	665.00	5	67.7	3.99		Call
TE20548Y30CGR2			20"W x 54"L x 30"H, 1½" thick top, 2 grommets, casters.	719.00	4	65.7	3.90		Call
TE20548Y30GR2			20"W x 54"L x 30"H, 1½" thick top, 2 grommets.	669.00	5	65.8	3.93		Call
TE20548YADJ			20"W x 54"L x 26"-34"H, 1½" thick top.	575.00	5	67.7	3.62		Call
TE20548YADJGR2			20"W x 54"L x 26"-34"H, 1½" thick top, 2 grommets.	629.00	5	67.2	3.62		Call

20"W x 60"L

TE20608Y24			20"W x 60"L x 24"H, 1½" thick top.	620.00	5	71.8	3.80		Call
TE20608Y24GR2			20"W x 60"L x 24"H, 1½" thick top, 2 grommets.	674.00	5	71.3	3.80		Call
TE20608Y30			20"W x 60"L x 30"H, 1½" thick top.	640.00	5	71.2	4.11		Call
TE20608Y30C			20"W x 60"L x 30"H, 1½" thick top, casters.	690.00	5	72.7	4.17		Call
TE20608Y30CGR2			20"W x 60"L x 30"H, 1½" thick top, 2 grommets, casters.	744.00	5	72.2	4.17		Call
TE20608Y30GR2			20"W x 60"L x 30"H, 1½" thick top, 2 grommets.	694.00	5	70.7	4.11		Call
TE20608YADJ		✓ pg. 35	20"W x 60"L x 26"-34"H, 1½" thick top.	600.00	5	72.7	3.80		Call
TE20608YADJGR2			20"W x 60"L x 26"-34"H, 1½" thick top, 2 grommets.	654.00	5	72.2	3.80		Call

20"W x 72"L

TE20728Y24			20"W x 72"L x 24"H, 1½" thick top.	670.00	5	81.8	4.20		Call
TE20728Y24GR2			20"W x 72"L x 24"H, 1½" thick top, 2 grommets.	724.00	5	81.3	4.16		Call
TE20728Y30			20"W x 72"L x 30"H, 1½" thick top.	690.00	5	81.2	4.46		Call
TE20728Y30C			20"W x 72"L x 30"H, 1½" thick top, casters.	740.00	5	82.7	4.52		Call
TE20728Y30CGR2			20"W x 72"L x 30"H, 1½" thick top, 2 grommets, casters.	794.00	4	80.7	4.40		Call
TE20728Y30GR2			20"W x 72"L x 30"H, 1½" thick top, 2 grommets.	744.00	5	80.7	4.46		Call
TE20728YADJ			20"W x 72"L x 26"-34"H, 1½" thick top.	650.00	5	82.6	4.16		Call
TE20728YADJGR2			20"W x 72"L x 26"-34"H, 1½" thick top, 2 grommets.	704.00	5	82.2	4.16		Call

TABLES

SOLD IN FULL CARTONS ONLY

Model No.	Stocked Models	Assemble to Order Models	Description	Unit Price F.O.B. Warehouse	No. of Ctns. Per Unit	Unit Weight	Unit Cube	Fed. Ex.	Freight Class
-----------	----------------	--------------------------	-------------	-----------------------------	-----------------------	-------------	-----------	----------	---------------

TEXT® SERIES TABLES continued

24"W x 48"L



TE24488Y24			24"W x 48"L x 24"H, 1 1/8" thick top.	590.00	5	68.4	4.08		Call
TE24488Y24GR2			24"W x 48"L x 24"H, 1 1/8" thick top, 2 grommets.	644.00	5	67.9	4.08		Call
TE24488Y30			24"W x 48"L x 30"H, 1 1/8" thick top.	610.00	5	70.2	4.44		Call
TE24488Y30C			24"W x 48"L x 30"H, 1 1/8" thick top, casters.	660.00	5	71.7	4.51		Call
TE24488Y30CGR2			24"W x 48"L x 30"H, 1 1/8" thick top, 2 grommets, casters.	714.00	4	69.7	4.40		Call
TE24488Y30GR2			24"W x 48"L x 30"H, 1 1/8" thick top, 2 grommets.	664.00	5	69.8	4.44		Call
TE24488YADJ		✓ pg. 35	24"W x 48"L x 26"-34"H, 1 1/8" thick top.	570.00	5	71.7	4.08		Call
TE24488YADJGR2			24"W x 48"L x 26"-34"H, 1 1/8" thick top, 2 grommets.	624.00	5	71.2	4.08		Call

24"W x 54"L



TE24548Y24			24"W x 54"L x 24"H, 1 1/8" thick top.	615.00	5	74.0	4.29		Call
TE24548Y24GR2			24"W x 54"L x 24"H, 1 1/8" thick top, 2 grommets.	669.00	5	73.5	4.29		Call
TE24548Y30			24"W x 54"L x 30"H, 1 1/8" thick top.	635.00	5	75.9	4.65		Call
TE24548Y30C			24"W x 54"L x 30"H, 1 1/8" thick top, casters.	685.00	5	77.8	4.72		Call
TE24548Y30CGR2			24"W x 54"L x 30"H, 1 1/8" thick top, 2 grommets, casters.	739.00	5	76.9	4.72		Call
TE24548Y30GR2			24"W x 54"L x 30"H, 1 1/8" thick top, 2 grommets.	689.00	5	75.4	4.65		Call
TE24548YADJ			24"W x 54"L x 26"-34"H, 1 1/8" thick top.	595.00	5	77.3	4.29		Call
TE24548YADJGR2			24"W x 54"L x 26"-34"H, 1 1/8" thick top, 2 grommets.	649.00	5	76.8	4.29		Call

24"W x 60"L



TE24608Y24			24"W x 60"L x 24"H, 1 1/8" thick top.	640.00	5	79.8	4.49		Call
TE24608Y24GR2			24"W x 60"L x 24"H, 1 1/8" thick top, 2 grommets.	694.00	5	79.3	4.49		Call
TE24608Y30			24"W x 60"L x 30"H, 1 1/8" thick top.	660.00	5	81.6	4.86		Call
TE24608Y30C			24"W x 60"L x 30"H, 1 1/8" thick top, casters.	710.00	5	83.1	4.92		Call
TE24608Y30CGR2			24"W x 60"L x 30"H, 1 1/8" thick top, 2 grommets, casters.	764.00	5	82.7	4.92		Call
TE24608Y30GR2			24"W x 60"L x 30"H, 1 1/8" thick top, 2 grommets.	714.00	5	81.2	4.86		Call
TE24608YADJ		✓ pg. 35	24"W x 60"L x 26"-34"H, 1 1/8" thick top.	620.00	5	83.1	4.49		Call
TE24608YADJGR2			24"W x 60"L x 26"-34"H, 1 1/8" thick top, 2 grommets.	674.00	5	82.6	4.49		Call

24"W x 72"L



TE24728Y24			24"W x 72"L x 24"H, 1 1/8" thick top.	690.00	5	91.4	4.90		Call
TE24728Y24GR2			24"W x 72"L x 24"H, 1 1/8" thick top, 2 grommets.	744.00	5	90.9	4.91		Call
TE24728Y30			24"W x 72"L x 30"H, 1 1/8" thick top.	710.00	5	93.2	5.27		Call
TE24728Y30C			24"W x 72"L x 30"H, 1 1/8" thick top, casters.	760.00	5	94.7	5.34		Call
TE24728Y30CGR2			24"W x 72"L x 30"H, 1 1/8" thick top, 2 grommets, casters.	814.00	5	94.7	5.34		Call
TE24728Y30GR2			24"W x 72"L x 30"H, 1 1/8" thick top, 2 grommets.	764.00	5	92.7	5.27		Call
TE24728YADJ			24"W x 72"L x 26"-34"H, 1 1/8" thick top.	670.00	5	94.7	4.91		Call
TE24728YADJGR2			24"W x 72"L x 26"-34"H, 1 1/8" thick top, 2 grommets.	724.00	5	94.2	4.91		Call

30"W x 36"L



TE30368D24			30"W x 36"L x 24"H, 1 1/8" thick top.	690.00	5	74.0	4.50		Call
TE30368D24GR1			30"W x 36"L x 24"H, 1 1/8" thick top, 1 grommet.	717.00	5	73.8	4.45		Call
TE30368D30			30"W x 36"L x 30"H, 1 1/8" thick top.	700.00	5	77.5	4.89		Call
TE30368D30C			30"W x 36"L x 30"H, 1 1/8" thick top, casters.	750.00	5	79.0	4.96		Call
TE30368D30CGR1			30"W x 36"L x 30"H, 1 1/8" thick top, 1 grommet, casters	777.00	5	78.7	4.96		Call
TE30368D30GR1			30"W x 36"L x 30"H, 1 1/8" thick top, 1 grommet.	727.00	5	77.2	4.89		Call
TE30368DADJ			30"W x 36"L x 26"-34"H, 1 1/8" thick top.	670.00	5	80.6	4.45		Call
TE30368DADJGR1			30"W x 36"L x 26"-34"H, 1 1/8" thick top, 1 grommet.	697.00	5	80.4	4.45		Call



Products on this page are Greenguard® certified.

Virco®

TABLES

SOLD IN FULL CARTONS ONLY

Model No.	Stocked Models	Assemble to Order Models	Description	Unit Price F.O.B. Warehouse	No. of Ctns. Per Unit	Unit Weight	Unit Cube	Fed. Ex.	Freight Class
-----------	----------------	--------------------------	-------------	-----------------------------	-----------------------	-------------	-----------	----------	---------------

TEXT® SERIES TABLES continued

30"W x 48"L

TE30488D24			30"W x 48"L x 24"H, 1/8" thick top.	740.00	5	85.8	5.00		Call
TE30488D24GR2			30"W x 48"L x 24"H, 1/8" thick top, 2 grommets.	794.00	5	85.3	5.00		Call
TE30488D30			30"W x 48"L x 30"H, 1/8" thick top.	760.00	5	89.2	5.45		Call
TE30488D30C			30"W x 48"L x 30"H, 1/8" thick top, casters.	810.00	5	90.7	5.51		Call
TE30488D30CGR2			30"W x 48"L x 30"H, 1/8" thick top, 2 grommets, casters	864.00	5	90.2	5.51		Call
TE30488D30GR2			30"W x 48"L x 30"H, 1/8" thick top, 2 grommets.	814.00	5	88.8	5.45		Call
TE30488DADJ			30"W x 48"L x 26"-34"H, 1/8" thick top.	720.00	5	92.4	5.00		Call
TE30488DADJGR2			30"W x 48"L x 26"-34"H, 1/8" thick top, 2 grommets.	774.00	5	91.9	5.00		Call

30"W x 54"L

TE30548D24			30"W x 54"L x 24"H, 1/8" thick top.	765.00	5	92.7	5.30		Call
TE30548D24GR2			30"W x 54"L x 24"H, 1/8" thick top, 2 grommets.	819.00	5	92.2	5.25		Call
TE30548D30			30"W x 54"L x 30"H, 1/8" thick top.	785.00	5	96.1	5.70		Call
TE30548D30C			30"W x 54"L x 30"H, 1/8" thick top, casters.	835.00	5	97.6	5.77		Call
TE30548D30CGR2			30"W x 54"L x 30"H, 1/8" thick top, 2 grommets, casters	889.00	4	95.6	5.70		Call
TE30548D30GR2			30"W x 54"L x 30"H, 1/8" thick top, 2 grommets.	839.00	5	95.6	5.70		Call
TE30548DADJ			30"W x 54"L x 26"-34"H, 1/8" thick top.	745.00	5	99.2	5.25		Call
TE30548DADJGR2			30"W x 54"L x 26"-34"H, 1/8" thick top, 2 grommets.	799.00	5	98.7	5.25		Call

30"W x 60"L

TE30608D24			30"W x 60"L x 24"H, 1/8" thick top.	790.00	5	99.5	5.50		Call
TE30608D24GR2			30"W x 60"L x 24"H, 1/8" thick top, 2 grommets.	844.00	5	99.1	5.50		Call
TE30608D30			30"W x 60"L x 30"H, 1/8" thick top.	810.00	5	103.0	5.95		Call
TE30608D30C			30"W x 60"L x 30"H, 1/8" thick top, casters.	860.00	5	104.5	6.02		Call
TE30608D30CGR2			30"W x 60"L x 30"H, 1/8" thick top, 2 grommets, casters.	914.00	5	104.0	6.02		Call
TE30608D30GR2			30"W x 60"L x 30"H, 1/8" thick top, 2 grommets.	864.00	5	102.5	5.95		Call
TE30608DADJ		✓ pg. 35	30"W x 60"L x 26"-34"H, 1/8" thick top.	770.00	5	106.1	5.50		Call
TE30608DADJGR2			30"W x 60"L x 26"-34"H, 1/8" thick top, 2 grommets.	824.00	5	105.6	5.50		Call

30"W x 72"L

TE30728D24			30"W x 72"L x 24"H, 1/8" thick top.	840.00	5	113.3	6.00		Call
TE30728D24GR2			30"W x 72"L x 24"H, 1/8" thick top, 2 grommets.	894.00	5	112.9	6.01		Call
TE30728D30			30"W x 72"L x 30"H, 1/8" thick top.	860.00	5	116.8	6.46		Call
TE30728D30C			30"W x 72"L x 30"H, 1/8" thick top, casters.	910.00	5	118.3	6.52		Call
TE30728D30CGR2			30"W x 72"L x 30"H, 1/8" thick top, 2 grommets, casters.	964.00	4	116.2	6.40		Call
TE30728D30GR2			30"W x 72"L x 30"H, 1/8" thick top, 2 grommets.	914.00	5	116.3	6.46		Call
TE30728DADJ		✓ pg. 35	30"W x 72"L x 26"-34"H, 1/8" thick top.	820.00	5	119.9	6.01		Call
TE30728DADJGR2			30"W x 72"L x 26"-34"H, 1/8" thick top, 2 grommets.	874.00	5	119.4	6.01		Call

36"W x 48"L

TE36488D24			36"W x 48"L x 24"H, 1/8" thick top.	770.00	5	95.3	5.40		Call
TE36488D24GR2			36"W x 48"L x 24"H, 1/8" thick top, 2 grommets.	824.00	5	94.9	5.37		Call
TE36488D30			36"W x 48"L x 30"H, 1/8" thick top.	790.00	5	98.8	5.82		Call
TE36488D30C			36"W x 48"L x 30"H, 1/8" thick top, casters.	840.00	4	98.7	5.80		Call
TE36488D30CGR2			36"W x 48"L x 30"H, 1/8" thick top, 2 grommets, casters.	894.00	4	98.2	5.80		Call
TE36488D30GR2			36"W x 48"L x 30"H, 1/8" thick top, 2 grommets.	844.00	5	98.3	5.82		Call
TE36488DADJ			36"W x 48"L x 26"-34"H, 1/8" thick top.	750.00	5	101.9	5.37		Call
TE36488DADJGR2			36"W x 48"L x 26"-34"H, 1/8" thick top, 2 grommets.	804.00	5	101.4	5.37		Call

TEXT Series Tables continued on page 114.

TABLES

SOLD IN FULL CARTONS ONLY

Model No.	Stocked Models	Assemble to Order Models	Description	Unit Price F.O.B. Warehouse	No. of Ctns. Per Unit	Unit Weight	Unit Cube	Fed Ex.	Freight Class
-----------	----------------	--------------------------	-------------	-----------------------------	-----------------------	-------------	-----------	---------	---------------

TEXT® SERIES TABLES continued

36"W x 54"L



TE36548D24			36"W x 54"L x 24"H, 1 1/8" thick top.	720.00	5	103.2	5.70		Call
TE36548D24GR2			36"W x 54"L x 24"H, 1 1/8" thick top, 2 grommets.	874.00	5	102.8	5.67		Call
TE36548D30			36"W x 54"L x 30"H, 1 1/8" thick top.	840.00	5	106.7	6.12		Call
TE36548D30C			36"W x 54"L x 30"H, 1 1/8" thick top, casters.	890.00	4	106.6	6.10		Call
TE36548D30CGR2			36"W x 54"L x 30"H, 1 1/8" thick top, 2 grommets, casters	944.00	4	106.1	6.10		Call
TE36548D30GR2			36"W x 54"L x 30"H, 1 1/8" thick top, 2 grommets.	894.00	5	106.2	6.12		Call
TE36548DADJ			36"W x 54"L x 26"-34"H, 1 1/8" thick top.	800.00	5	109.8	5.67		Call
TE36548DADJGR2			36"W x 54"L x 26"-34"H, 1 1/8" thick top, 2 grommets.	854.00	5	109.3	5.67		Call

36"W x 60"L



TE36608D24			36"W x 60"L x 24"H, 1 1/8" thick top.	870.00	5	111.3	6.00		Call
TE36608D24GR2			36"W x 60"L x 24"H, 1 1/8" thick top, 2 grommets.	924.00	5	110.8	5.97		Call
TE36608D30			36"W x 60"L x 30"H, 1 1/8" thick top.	890.00	5	114.7	6.42		Call
TE36608D30C			36"W x 60"L x 30"H, 1 1/8" thick top, casters.	940.00	4	114.7	6.40		Call
TE36608D30CGR2			36"W x 60"L x 30"H, 1 1/8" thick top, 2 grommets, casters.	994.00	4	114.2	6.40		Call
TE36608D30GR2			36"W x 60"L x 30"H, 1 1/8" thick top, 2 grommets.	944.00	5	114.3	6.42		Call
TE36608DADJ			36"W x 60"L x 26"-34"H, 1 1/8" thick top.	850.00	5	117.9	5.97		Call
TE36608DADJGR2			36"W x 60"L x 26"-34"H, 1 1/8" thick top, 2 grommets.	904.00	5	117.4	5.97		Call

36"W x 72"L



TE36728D24			36"W x 72"L x 24"H, 1 1/8" thick top.	920.00	5	127.4	6.60		Call
TE36728D24GR2			36"W x 72"L x 24"H, 1 1/8" thick top, 2 grommets.	974.00	5	126.9	6.57		Call
TE36728D30			36"W x 72"L x 30"H, 1 1/8" thick top.	940.00	5	130.9	7.02		Call
TE36728D30C			36"W x 72"L x 30"H, 1 1/8" thick top, casters.	990.00	5	132.3	7.08		Call
TE36728D30CGR2			36"W x 72"L x 30"H, 1 1/8" thick top, 2 grommets, casters	1044.00	4	130.3	7.00		Call
TE36728D30GR2			36"W x 72"L x 30"H, 1 1/8" thick top, 2 grommets.	994.00	5	130.4	7.02		Call
TE36728DADJ			36"W x 72"L x 26"-34"H, 1 1/8" thick top.	900.00	5	134.0	6.57		Call
TE36728DADJGR2			36"W x 72"L x 26"-34"H, 1 1/8" thick top, 2 grommets.	954.00	5	133.5	6.57		Call

Seminar Tables - 20"W x 36"L

TS20368Y30			20"W x 36"L x 30"H, 1 1/8" thick top.	540.00	5	51.4	3.39		Call
TS20368Y30C			20"W x 36"L x 30"H, 1 1/8" thick top, casters.	590.00	5	52.9	3.45		Call
TS20368YADJ			20"W x 36"L x 26"-34"H, 1 1/8" thick top.	500.00	5	52.9	3.09		Call

Seminar Tables - 20"W x 48"L

TS20488Y30			20"W x 48"L x 30"H, 1 1/8" thick top.	590.00	5	61.4	3.75		Call
TS20488Y30C			20"W x 48"L x 30"H, 1 1/8" thick top, casters.	640.00	5	62.9	3.82		Call
TS20488Y30CGR2			20"W x 48"L x 30"H, 1 1/8" thick top, 2 grommets, casters.	694.00	4	60.9	3.70		Call
TS20488YADJ			20"W x 48"L x 26"-34"H, 1 1/8" thick top.	550.00	5	62.8	3.45		Call
TS20488YADJGR2			20"W x 48"L x 26"-34"H, 1 1/8" thick top, 2 grommets.	604.00	5	62.4	3.45		Call

Seminar Tables - 20"W x 54"L

TS20548Y30			20"W x 54"L x 30"H, 1 1/8" thick top.	615.00	5	66.2	3.93		Call
TS20548Y30C			20"W x 54"L x 30"H, 1 1/8" thick top, casters.	665.00	4	66.1	3.90		Call
TS20548Y30CGR2			20"W x 54"L x 30"H, 1 1/8" thick top, 2 grommets, casters.	719.00	4	65.6	3.90		Call
TS20548YADJ			20"W x 54"L x 26"-34"H, 1 1/8" thick top.	575.00	5	67.6	3.62		Call
TS20548YADJGR2			20"W x 54"L x 26"-34"H, 1 1/8" thick top, 2 grommets.	629.00	5	67.1	3.62		Call



Products on this page are Greenguard® certified.

Virco®

TABLES

SOLD IN FULL CARTONS ONLY

Model No.	Stocked Models	Assemble to Order Models	Description	Unit Price F.O.B. Warehouse	No. of Ctns. Per Unit	Unit Weight	Unit Cube	Fed Ex.	Freight Class
-----------	----------------	--------------------------	-------------	-----------------------------	-----------------------	-------------	-----------	---------	---------------

TEXT® SERIES TABLES continued

Seminar Tables - 20"W x 60"L

TS20608Y30			20"W x 60"L x 30"H, 1½" thick top.	690.00	5	71.2	4.11		Call
TS20608Y30C			20"W x 60"L x 30"H, 1½" thick top, casters.	744.00	5	72.6	4.17		Call
TS20608Y30CGR2			20"W x 60"L x 30"H, 1½" thick top, 2 grommets, casters.	640.00	5	72.2	4.17		Call
TS20608YADJ			20"W x 60"L x 26"-34"H, 1½" thick top.	600.00	5	72.6	3.80		Call
TS20608YADJGR2			20"W x 60"L x 26"-34"H, 1½" thick top, 2 grommets.	654.00	5	72.1	3.80		Call

Seminar Tables - 20"W x 72"L

TS20728Y30			20"W x 72"L x 30"H, 1½" thick top.	690.00	5	81.1	4.46		Call
TS20728Y30C			20"W x 72"L x 30"H, 1½" thick top, casters.	740.00	5	82.6	4.52		Call
TS20728Y30CGR2			20"W x 72"L x 30"H, 1½" thick top, 2 grommets, casters.	794.00	4	80.6	4.40		Call
TS20728YADJ			20"W x 72"L x 26"-34"H, 1½" thick top.	650.00	5	82.6	4.16		Call
TS20728YADJGR2			20"W x 72"L x 26"-34"H, 1½" thick top, 2 grommets.	704.00	5	82.1	4.16		Call

Seminar Tables - 24"W x 36"L

TS24368Y30			24"W x 36"L x 30"H, 1½" thick top.	560.00	5	57.8	3.39		Call
TS24368Y30C			24"W x 36"L x 30"H, 1½" thick top, casters.	610.00	5	14.3	3.45		Call
TS24368Y30CGR1			24"W x 36"L x 30"H, 1½" thick top, 1 grommet, casters.	637.00	4	57.5	3.36		Call
TS24368Y30GR1			24"W x 36"L x 30"H, 1½" thick top, 1 grommet.	587.00	5	57.6	3.39		Call
TS24368YADJ			24"W x 36"L x 26"-34"H, 1½" thick top.	520.00	5	59.3	3.09		Call
TS24368YADJGR1			24"W x 36"L x 26"-34"H, 1½" thick top, 1 grommet.	547.00	5	59.0	3.09		Call

Seminar Tables - 24"W x 48"L

TS24488Y30			24"W x 48"L x 30"H, 1½" thick top.	610.00	5	67.8	4.00		Call
TS24488Y30C			24"W x 48"L x 30"H, 1½" thick top, casters.	660.00	5	69.7	4.07		Call
TS24488Y30CGR2			24"W x 48"L x 30"H, 1½" thick top, 2 grommets, casters.	714.00	4	67.2	3.97		Call
TS24488Y30GR2			24"W x 48"L x 30"H, 1½" thick top, 2 grommets.	664.00	5	67.3	4.00		Call
TS24488YADJ			24"W x 48"L x 26"-34"H, 1½" thick top.	570.00	5	69.2	3.70		Call
TS24488YADJGR2			24"W x 48"L x 26"-34"H, 1½" thick top, 2 grommets.	624.00	5	68.7	3.70		Call

Seminar Tables - 24"W x 54"L

TS24548Y30			24"W x 54"L x 30"H, 1½" thick top.	635.00	5	73.4	4.21		Call
TS24548Y30C			24"W x 54"L x 30"H, 1½" thick top, casters.	685.00	5	74.9	4.27		Call
TS24548Y30CGR2			24"W x 54"L x 30"H, 1½" thick top, 2 grommets, casters.	739.00	4	72.8	4.18		Call
TS24548Y30GR2			24"W x 54"L x 30"H, 1½" thick top, 2 grommets.	689.00	5	72.9	4.21		Call
TS24548YADJ			24"W x 54"L x 26"-34"H, 1½" thick top.	595.00	5	74.8	3.90		Call
TS24548YADJGR2			24"W x 54"L x 26"-34"H, 1½" thick top, 2 grommets.	649.00	5	74.3	3.90		Call

Seminar Tables - 24"W x 60"L

TS24608Y30			24"W x 60"L x 30"H, 1½" thick top.	660.00	5	79.2	4.42		Call
TS24608Y30C			24"W x 60"L x 30"H, 1½" thick top, casters.	710.00	5	81.1	4.48		Call
TS24608Y30CGR2			24"W x 60"L x 30"H, 1½" thick top, 2 grommets, casters.	764.00	5	80.2	4.48		Call
TS24608Y30GR2			24"W x 60"L x 30"H, 1½" thick top, 2 grommets.	714.00	5	78.7	4.42		Call
TS24608YADJ			24"W x 60"L x 26"-34"H, 1½" thick top.	620.00	5	80.6	4.11		Call
TS24608YADJGR2			24"W x 60"L x 26"-34"H, 1½" thick top, 2 grommets.	674.00	5	80.1	4.11		Call

Seminar Tables - 24"W x 72"L

TS24728Y30			24"W x 72"L x 30"H, 1½" thick top.	710.00	5	90.7	4.83		Call
TS24728Y30C			24"W x 72"L x 30"H, 1½" thick top, casters.	760.00	5	92.2	4.90		Call
TS24728Y30CGR2			24"W x 72"L x 30"H, 1½" thick top, 2 grommets, casters.	814.00	4	90.2	4.80		Call
TS24728Y30GR2			24"W x 72"L x 30"H, 1½" thick top, 2 grommets.	764.00	5	90.2	4.83		Call
TS24728YADJ			24"W x 72"L x 26"-34"H, 1½" thick top.	670.00	5	92.2	4.53		Call
TS24728YADJGR2			24"W x 72"L x 26"-34"H, 1½" thick top, 2 grommets.	724.00	5	91.7	4.53		Call

TEXT Series Tables continued on page 116.



Products on this page are Greenguard® certified.

TABLES

SOLD IN FULL CARTONS ONLY

Model No.	Stocked Models	Assemble to Order Models	Description	Unit Price F.O.B. Warehouse	No. of Ctns. Per Unit	Unit Weight	Unit Cube	Fed Ex.	Freight Class
-----------	----------------	--------------------------	-------------	-----------------------------	-----------------------	-------------	-----------	---------	---------------

TEXT® SERIES TABLES continued

Seminar Tables with T-Legs - 24"W x 36"L

TS24368T30			24"W x 36"L x 30"H, 1½" thick top.	560.00	5	55.8	3.39		Call
TS24368T30C			24"W x 36"L x 30"H, 1½" thick top, casters.	610.00	4	56.3	3.36		Call
TS24368T30CGR1			24"W x 36"L x 30"H, 1½" thick top, 1 grommet, casters.	637.00	4	56.1	3.36		Call
TS24368T30GR1			24"W x 36"L x 30"H, 1½" thick top, 1 grommet.	587.00	5	55.6	3.39		Call
TS24368TADJ			24"W x 36"L x 26"-34"H, 1½" thick top.	520.00	5	57.2	3.09		Call
TS24368TADJGR1			24"W x 36"L x 26"-34"H, 1½" thick top, 1 grommet.	547.00	5	57.0	3.09		Call

Seminar Tables with T-Legs - 24"W x 48"L

TS24488T30			24"W x 48"L x 30"H, 1½" thick top.	610.00	5	65.7	4.00		Call
TS24488T30C			24"W x 48"L x 30"H, 1½" thick top, casters.	660.00	4	66.2	3.97		Call
TS24488T30CGR2			24"W x 48"L x 30"H, 1½" thick top, 2 grommets, casters.	714.00	4	65.7	3.97		Call
TS24488T30GR2			24"W x 48"L x 30"H, 1½" thick top, 2 grommets.	664.00	5	65.2	4.00		Call
TS24488TADJ			24"W x 48"L x 26"-34"H, 1½" thick top.	570.00	5	67.2	3.70		Call
TS24488TADJGR2			24"W x 48"L x 26"-34"H, 1½" thick top, 2 grommets.	624.00	5	66.7	3.70		Call

Seminar Tables with T-Legs - 24"W x 54"L

TS24548T30			24"W x 54"L x 30"H, 1½" thick top.	635.00	5	71.3	4.21		Call
TS24548T30C			24"W x 54"L x 30"H, 1½" thick top, casters.	685.00	4	71.8	4.18		Call
TS24548T30CGR2			24"W x 54"L x 30"H, 1½" thick top, 2 grommets, casters.	739.00	5	72.9	4.27		Call
TS24548T30GR2			24"W x 54"L x 30"H, 1½" thick top, 2 grommets.	689.00	5	70.9	4.21		Call
TS24548TADJ			24"W x 54"L x 26"-34"H, 1½" thick top.	595.00	5	72.8	3.90		Call
TS24548TADJGR2			24"W x 54"L x 26"-34"H, 1½" thick top, 2 grommets.	649.00	5	72.3	3.90		Call

Seminar Tables with T-Legs - 24"W x 60"L

TS24608T30			24"W x 60"L x 30"H, 1½" thick top.	660.00	5	77.1	4.42		Call
TS24608T30C			24"W x 60"L x 30"H, 1½" thick top, casters.	710.00	5	79.2	4.48		Call
TS24608T30CGR2			24"W x 60"L x 30"H, 1½" thick top, 2 grommets, casters.	764.00	4	77.1	4.39		Call
TS24608T30GR2			24"W x 60"L x 30"H, 1½" thick top, 2 grommets.	714.00	5	76.6	4.42		Call
TS24608TADJ			24"W x 60"L x 26"-34"H, 1½" thick top.	620.00	5	78.6	4.11		Call
TS24608TADJGR2			24"W x 60"L x 26"-34"H, 1½" thick top, 2 grommets.	674.00	5	78.1	4.11		Call

Seminar Tables with T-Legs - 24"W x 72"L

TS24728T30			24"W x 72"L x 30"H, 1½" thick top.	710.00	5	88.7	4.83		Call
TS24728T30C			24"W x 72"L x 30"H, 1½" thick top, casters.	760.00	4	89.2	4.80		Call
TS24728T30CGR2			24"W x 72"L x 30"H, 1½" thick top, 2 grommets, casters.	814.00	4	88.7	4.80		Call
TS24728T30GR2			24"W x 72"L x 30"H, 1½" thick top, 2 grommets.	764.00	5	88.2	4.83		Call
TS24728TADJ			24"W x 72"L x 26"-34"H, 1½" thick top.	670.00	5	90.1	4.53		Call
TS24728TADJGR2			24"W x 72"L x 26"-34"H, 1½" thick top, 2 grommets.	724.00	5	89.7	4.53		Call

OPTIONS

Felt-Base Glides - Add "FG" to the model no. (e.g., TE24488Y24FG).				No Upcharge					
CPUCADDY			Mobile CPU holder. 19½"xL x 10¾"W x 10½"H. A cable lock is included with each unit to secure the CPU holder to a table leg. Supports a computer that is between 3" and 8" wide.	339.00	1	20.9	0.95		100
TEXTCPU			Adjustable CPU holder, designed to allow leg-mounting of a computer central processing unit (CPU) on a TEXT Series adjustable- or fixed-height table. Variable width adjustment to support CPUs between 3½" to 7½" wide. Can be positioned inboard on the table leg to support ganged table configurations or outboard on the table leg to provide maximum leg space for students beneath the table top.	420.00	1	11.2	0.28	*	100



Products on this page are Greenguard® certified.

Virco®






TABLES

SOLD IN FULL CARTONS ONLY

Model No.	Stocked Models	Assemble to Order Models	Description	Unit Price F.O.B. Warehouse	No. of Ctns. Per Unit	Unit Weight	Unit Cube	Fed. Ex.	Freight Class
-----------	----------------	--------------------------	-------------	-----------------------------	-----------------------	-------------	-----------	----------	---------------

TEXT® SERIES TABLES continued

OPTIONS

	TGANG		Gang device to link two TEXT tables together.	40.00	1	1.7	0.05	*	100
	TKBMT24		Keyboard mouse tray. 15"D x 24 3/4"W. Char Black-BLK01	361.00	1	10.8	0.68	*	100
	TKBMT27	✓ pg. 33,35	Keyboard mouse tray. 15"D x 27 1/4"W. Char Black-BLK01	320.00	1	11.8	0.73	*	70
	TKBMT27C		Keyboard mouse tray, curved. 12" x 27".	329.00	1	10.2	0.73	*	100
	TUP		Duplex MiniPort, power only, 2 15 Amp simplexes, 6' power cord. Available in Char Black (BLK01), Moonstone (GRY05) and Silver Mist (GRY02).	405.00	1	2.8	0.18	*	100
	TUPD		Mini-power/data port, two electrical outlets, two data/communication outlets. Adobe, Char Black, Eclipse or Silver Mist.	345.00	1	1.6	0.19	*	100
	TLCASTER		4-pack of twin-wheel, 3" diameter casters for use with TEXT tables. Please note: these casters add 3" to the top height of TEXT tables.	50.00	1	2.0	0.09	*	65
	TMOD27		Perforated steel modesty panel for use with 27" long TEXT student desks.	143.00	1	4.4	0.88	*	100
	TMOD36		Perforated steel modesty panel for use with 36" long TEXT tables.	150.00	1	5.9	0.88	*	100
	TMOD48		Perforated steel modesty panel for use with 48" long TEXT tables.	172.00	1	7.9	0.88	*	100
	TMOD54		Perforated steel modesty panel for use with 54" long TEXT tables.	186.00	1	9.3	1.28	*	100
	TMOD60		Perforated steel modesty panel for use with 60" long TEXT tables.	213.00	1	10.3	1.28	*	100
	TMOD72		Perforated steel modesty panel for use with 72" long TEXT tables.	245.00	1	12.6	1.28	*	100
	TPTP3		Power/communication outlet.	437.00	1	1.7	0.16		70
	TWC12		Wire chase unit for adjustable-height text tables. Attaches to table leg to channel wires and cables from a Text wire management tray to the floor.	37.00	1	0.3	0.03	*	70
	TWC16		Wire chase unit for fixed-height text tables. Attaches to table leg to channel wires and cables from a Text wire management tray to the floor.	46.00	1	0.4	0.03	*	70
	TWMB		Wire management bridge tray and TGANG table gang for use with TEXT tables to feed wires and cables from one table's TEXT wire management tray to the next.	92.00	1	4.0	0.23	*	Call
	TWMT36		Wire management tray for 36"W tables mounts beneath TEXT tables to accommodate wires and cables.	174.00	1	6.8	0.70	*	100
	TWMT48		Wire management tray for 48"W tables mounts beneath TEXT tables to accommodate wires and cables.	211.00	1	9.0	0.70	*	100
	TWMT54		Wire management tray for 54"W tables mounts beneath TEXT tables to accommodate wires and cables.	234.00	1	11.0	0.70	*	100
	TWMT60		Wire management tray for 60"W tables mounts beneath TEXT tables to accommodate wires and cables.	256.00	1	14.7	0.97	*	100
	TWMT72		Wire management tray for 72"W tables mounts beneath TEXT tables to accommodate wires and cables.	280.00	1	15.9	0.97	*	100
	UPDRW		Plastic pencil drawer, 13"D x 22"W. Char Black.	369.00	1	5.0	0.47	*	100
	UPDRWL		Plastic pencil drawer with lock, 13"D x 22"W. Char Black.	375.00	1	5.0	0.47	*	100
	ZBOX		Plastic book box with integral pencil tray. 19 3/8"W x 17"D x 4 1/4"H.	40.00	2	3.0	0.61	*	70
	ZBH		Backpack hanger. Available in Chrome only.	20.00	2	0.6	0.05	*	70
	ZBR		Wire book basket. 18"W x 15"D x 4"H. Available in Chrome only.	30.00	2	2.9	0.61	*	70
	ZBRT		Wire book basket with plastic pencil tray. 18"W x 15"D x 4"H. Available in Chrome only.	50.00	2	4.0	0.61	*	70

HOW TO ORDER:

- Laminates, edge banding and frame finish colors are listed on pages xi-xii.
- To order, specify the model number, top, banding and frame finish color codes (e.g., TS24368T30-MPL385BRN38-GRY02).

TABLES

SOLD IN FULL CARTONS ONLY

Model No.	Stocked Models	Assemble to Order Models	Description	Unit Price F.O.B. Warehouse	No. of Ctns. Per Unit	Unit Weight	Unit Cube	Fed Ex.	Freight Class
-----------	----------------	--------------------------	-------------	-----------------------------	-----------------------	-------------	-----------	---------	---------------

TEXT® SERIES TILT-TOP TABLES

Tubular steel frame. The top has the ability to tilt from a horizontal to a vertical position by means of locking hinge mechanisms that are hand-actuated by a single release mechanism. Additionally, each table comes with casters for quick mobile set-ups. Models are available with a 1½" thick particleboard-core high-pressure laminate work surface with 1½" profile T-mold edge banding. Metal surfaces are available with a powder coat finish. Four heavy-duty, locking, plastic casters.

20"W



TT2042830			20"W x 42"L x 30"H, 1½" thick top, casters.	1230.00	6	60.1	4.12		Call
TT2048830			20"W x 48"L x 30"H, 1½" thick top, casters.	1298.00	6	64.9	4.13		Call
TT2060830			20"W x 60"L x 30"H, 1½" thick top, casters.	1350.00	6	77.2	4.60		Call
TT2072830			20"W x 72"L x 30"H, 1½" thick top, casters.	1370.00	6	88.0	4.99		Call

24"W



TT2442830			24"W x 42"L x 30"H, 1½" thick top, casters.	1281.00	6	66.9	4.50		Call
TT2448830			24"W x 48"L x 30"H, 1½" thick top, casters.	1340.00	6	72.5	4.51		Call
TT2460830			24"W x 60"L x 30"H, 1½" thick top, casters.	1371.00	6	86.2	4.98		Call
TT2472830			24"W x 72"L x 30"H, 1½" thick top, casters.	1391.00	6	98.5	5.37		Call

30"W



TT3042830			30"W x 42"L x 30"H, 1½" thick top, casters.	1348.00	6	77.7	5.22		Call
TT3048830			30"W x 48"L x 30"H, 1½" thick top, casters.	1371.00	6	84.4	5.23		Call
TT3060830			30"W x 60"L x 30"H, 1½" thick top, casters.	1340.00	6	103.3	5.73		Call
TT3072830			30"W x 72"L x 30"H, 1½" thick top, casters.	1557.00	6	117.3	6.16		Call

Adjustable Height Tables - 20"W

TT20428ADJ			20"W x 42"L x 24"-32"H, 1½" thick top, casters.	1190.00	6	62.1	4.21		Call
TT20488ADJ			20"W x 48"L x 24"-32"H, 1½" thick top, casters.	1258.00	6	66.9	4.22		Call
TT20608ADJ			20"W x 60"L x 24"-32"H, 1½" thick top, casters.	1310.00	6	79.2	4.69		Call
TT20728ADJ			20"W x 72"L x 24"-32"H, 1½" thick top, casters.	1330.00	6	90.0	5.08		Call

Adjustable Height Tables - 24"W

TT24428ADJ			24"W x 42"L x 24"-32"H, 1½" thick top, casters.	1241.00	6	68.8	4.61		Call
TT24488ADJ			24"W x 48"L x 24"-32"H, 1½" thick top, casters.	1300.00	6	74.4	4.62		Call
TT24608ADJ			24"W x 60"L x 24"-32"H, 1½" thick top, casters.	1331.00	6	88.1	5.10		Call
TT24728ADJ			24"W x 72"L x 24"-32"H, 1½" thick top, casters.	1351.00	6	100.4	5.48		Call

Adjustable Height Tables - 30"W

TT30428ADJ			30"W x 42"L x 24"-32"H, 1½" thick top, casters.	1308.00	6	95.8	5.87		Call
TT30488ADJ			30"W x 48"L x 24"-32"H, 1½" thick top, casters.	1331.00	6	86.5	5.37		Call
TT30608ADJ			30"W x 60"L x 24"-32"H, 1½" thick top, casters.	1300.00	6	105.4	5.87		Call
TT30728ADJ			30"W x 72"L x 24"-32"H, 1½" thick top, casters.	1517.00	6	119.4	6.29		Call

HOW TO ORDER:

- Laminates, edge banding and frame finish colors are listed on pages xi-xii.
- To order, specify the model number, top, banding and frame finish color codes (e.g., TT3042830-MPL385BRN38-GRY02).



TABLES

SOLD IN FULL CARTONS ONLY

Model No.	Stocked Models	Assemble to Order Models	Description	Unit Price F.O.B. Warehouse	No. of Ctns. Per Unit	Unit Weight	Unit Cube	Fed Ex.	Freight Class
-----------	----------------	--------------------------	-------------	-----------------------------	-----------------------	-------------	-----------	---------	---------------

TEXT® SERIES HINGED WIRE TROUGH TABLES

Tubular steel frame. Models feature a convenient 6" deep hinged wire trough for enhanced wire and cable management. Because the wire trough has a hinged rear door, all tables have an uninterrupted work surface. Optional left-side and right-side end caps are available, as is an optional power port that mounts beneath the work surface. Models are available with a 1½" thick particleboard-core high-pressure laminate work surface with 1½" profile T-mold edge banding. Depending on its dimensions, the work surface has one or two scalloped wire management cut outs for ease of passing wires and cables into the wire trough. Adjustable top height range of 26" to 34". Four adjustable nylon glides. Optional felt-base glides are available. The upper legs are available with a powder coat finish. The lower legs are chromed. Optional 2-pack of wire trough end caps, specify THEC. Optional 4-pack of twin-wheel, locking swivel casters, specify: TLCASTER. NOTE: Model TLCASTER adds 3" to the top height of TEXT tables.

TH24368YADJ			24"W x 36"L, 1½" thick top.	842.00	6	75.6	5.02		Call
TH24488YADJ			24"W x 48"L, 1½" thick top.	906.00	6	91.1	5.63		Call
TH24548YADJ			24"W x 54"L, 1½" thick top.	1111.00	6	102.1	6.77		Call
TH24608YADJ			24"W x 60"L, 1½" thick top.	1140.00	6	111.7	6.98		Call
TH24728YADJ			24"W x 72"L, 1½" thick top.	1172.00	6	127.7	7.39		Call
TH30368DADJ			30"W x 36"L, 1½" thick top.	983.00	6	95.9	5.99		Call
TH30488DADJ			30"W x 48"L, 1½" thick top.	1002.00	6	111.8	6.55		Call
TH30548DADJ			30"W x 54"L, 1½" thick top.	1242.00	6	124.0	7.73		Call
TH30608DADJ			30"W x 60"L, 1½" thick top.	1270.00	6	134.7	7.99		Call
TH30728DADJ			30"W x 72"L, 1½" thick top.	1326.00	6	153.4	8.49		Call

OPTIONS

Felt-Base Glides - Add "FG" to the model no. (e.g., TH24368YADJFG).				No Upcharge					
TLCASTER			4-pack of twin-wheel, 3" diameter casters for use with TEXT tables. Please note: these casters add 3" to the top height of TEXT tables.	50.00	1	2.0	0.09	*	65
THEC			End caps for Wire Trough Tables.	89.00	1	1.3	0.09		100

HOW TO ORDER:

- Laminates, edge banding and frame finish colors are listed on pages xi-xii.
- To order, specify the model number, top, banding and frame finish color codes (e.g., TH24368YADJ-MPL385BRN38-GRY02).

TABLES

SOLD IN FULL CARTONS ONLY

Model No.	Stocked Models	Assemble to Order Models	Description	Unit Price F.O.B. Warehouse	No. of Ctns. Per Unit	Unit Weight	Unit Cube	Fed Ex.	Freight Class
-----------	----------------	--------------------------	-------------	-----------------------------	-----------------------	-------------	-----------	---------	---------------

FLIP-TOP TECHNOLOGY TABLES

Tubular steel frame. Models feature a convenient 6" deep lockable flip-top compartment for enhanced wire and cable management. Depending on its dimensions, the top has one, two or three scalloped wire management cut outs for ease of passing wires and cables into the flip-top compartment. A master-keyed lock secures the flip-top compartment. An optional backpack hanger is available, as are two optional CPU holder models.

Models are available with a 1½" thick particleboard-core high-pressure laminate work surface with 1½" profile T-mold edge banding. Adjustable top height range of 24" to 34". Four adjustable nylon glides. Optional felt-base glides are available. The upper legs are available with a powder coat finish. The lower legs are chromed.

Optional Chrome Backpack Hanger: Steel rod with a mounting plate, attached to the underside of the work surface. For an optional backpack hanger, specify model ZBH. Optional CPU Holders: Two optional CPU holder models are available for use with Flip-Top Technology tables. For a leg-mounted CPU holder, specify model FTTCPU; for a mobile caddy CPU holder, specify model CPUCADDY.



FTT2430			24"W x 30"L x 18"D.	615.00	1	55.2	3.89		70
FTT2436			24"W x 36"L x 18"D.	694.00	1	63.5	4.61		70
FTT2442			24"W x 42"L x 18"D.	707.00	1	72.5	5.33		70
FTT2448			24"W x 48"L x 18"D.	743.00	1	79.5	6.05		70
FTT2460		✓ pg. 35	24"W x 60"L x 18"D.	850.00	3	99.5	5.84		Call
FTT2472		✓ pg. 35	24"W x 72"L x 18"D.	951.00	4	123.3	6.55		Call
FTT2484			24"W x 84"L x 18"D.	1052.00	4	138.2	6.96		Call
FTT52448			24"W x 48"L x 48" x 24".	1148.00	1	100.9	5.30		
FTT3030			30"W x 30"L x 24"D.	674.00	1	64.3	3.89		70
FTT3036			30"W x 36"L x 24"D.	765.00	1	73.7	4.61		70
FTT3042			30"W x 42"L x 24"D.	779.00	1	82.3	5.33		70
FTT3048			30"W x 48"L x 24"D.	815.00	1	90.9	6.05		70
FTT3060		✓ pg. 35	30"W x 60"L x 24"D.	934.00	3	114.4	6.51		Call
FTT3072		✓ pg. 35	30"W x 72"L x 24"D.	1045.00	4	140.4	7.28		Call
FTT3084			30"W x 84"L x 24"D.	1157.00	4	157.5	7.74		Call
FTT53048			30"W x 48"L x 48" x 30".	1220.00	1	100.9	5.30		

OPTIONS

Felt-Base Glides - Add "FG" to the model no. (e.g., FTT2430FG).				No Upcharge					
ZBH			Backpack hanger. Available in Chrome only.	20.00	2	0.6	0.05	*	70
CPUCADDY			Mobile CPU holder. 19½"L x 10¾"W x 10½"H. A cable lock is included with each unit to secure the CPU holder to a table leg. Supports a computer that is between 3" and 8" wide.	339.00	1	20.9	0.95		100
FTTCPU			Adjustable CPU holder, 12¼"L x 1½"W x 16"H. The CPU holder can be positioned on the inside or the outside of a table leg and can support a computer that is between 2½" to 8½" wide.	670.00	2	14.4	1.07	*	Call
TKBMT24			Keyboard mouse tray. 15"D x 24¾"W. Char Black-BLK01	361.00	1	10.8	0.68	*	100
TKBMT27		✓ pg. 33,35	Keyboard mouse tray. 15"D x 27¼"W. Char Black-BLK01	320.00	1	11.8	0.73	*	70

HOW TO ORDER:

- Laminates, edge banding and frame finish colors are listed on pages xi-xii.
- To order, specify the model number, top, banding and frame finish color codes (e.g., FTT2430-MPL385BRN38-GRY02).



TABLES

SOLD IN FULL CARTONS ONLY

Model No.	Stocked Models	Assemble to Order Models	Description	Unit Price F.O.B. Warehouse	No. of Ctns. Per Unit	Unit Weight	Unit Cube	Fed Ex.	Freight Class
-----------	----------------	--------------------------	-------------	-----------------------------	-----------------------	-------------	-----------	---------	---------------







MT SERIES MOBILE TABLES

Tubular steel frame, 29" table height. Tops are available with a 3/4" thick particleboard-core high-pressure laminate work surface with 3/4" profile T-mold edge banding. Models are also available with work surfaces that have an optional urethane-based Sure Edge® finish. Nylon-base self-leveling glides. In the folded position, tables rest on four 3" swivel casters. The tables open and close in one operation. A safety device is built into the folding mechanism to help prevent pinching when tables are opened. A secondary safety release mechanism is incorporated to complete the opening of tables. The center hinge operates vertically in order to self clean and minimize trapping of food. Metal surfaces are available chromed or with a powder coat finish.

Service Life Recommendation: In order to extend the torque life of MT Series tables with torsion bars, Virco recommends that customers store their tables in an upright position when not in use. When cleaning Virco mobile tables, Virco recommends that their high-pressure laminate surfaces be wiped down as needed with a damp cloth or sponge and mild detergent or soap; this recommendation also applies to plastic stool seats, and to metal surfaces with a chrome or powder coat finish.

IMPORTANT: Never use a power washer to clean Virco mobile tables. Tables are intended for indoor use.

Warranty Note: MT Series tables are covered by Virco's 10-year warranty; however, torsion bars used on these tables are covered by a 5-year warranty. Virco recommends that torsion bars be inspected for torque strength frequently.

	MT48R		48" round, T-mold edge banding.	1848.00	1	82.0	20.38		70
	MT48RAE		48" round, Sure Edge® edge finish.	1988.00	1	85.8	20.38		70
	MT60OCT	✓ pg. 36	60" octagon, T-mold edge banding.	1896.00	1	112.4	25.63		70
	MT60OCTAE		60" octagon, Sure Edge edge finish.	2046.00	1	118.7	25.63		70
	MT60R	✓ pg. 36	60" round, T-mold edge banding.	1969.00	1	109.7	25.63		70
	MT60RAE		60" round, Sure Edge edge finish.	2119.00	1	115.7	25.63		70
	MT72R	✓ pg. 36	72" round, T-mold edge banding.	2242.00	1	141.0	32.05		70
	MT72RAE		72" round, Sure Edge edge finish.	2502.00	1	149.6	32.05		70
	MT3096		30"W x 96"L, T-mold edge banding.	2350.00	1	151.0	42.70		200
	MT3096AE		30"W x 96"L, Sure Edge edge finish.	2590.00	1	157.0	42.70		200
	MT30144	✓ pg. 36	30"W x 144"L, T-mold edge banding.	2600.00	1	192.0	55.18		200
	MT30144AE	✓ pg. 36	30"W x 144"L, Sure Edge edge finish.	2860.00	1	201.0	55.18		200

HOW TO ORDER:

- Laminates, edge banding and frame finish colors are listed on pages xi-xii.
- To order, specify the model number, top, banding and frame finish color codes (e.g., MT48R-GRY091BLK01-CHRM).

TABLES

SOLD IN FULL CARTONS ONLY

Model No.	Stocked Models	Assemble to Order Models	Description	Unit Price F.O.B. Warehouse	No. of Ctns. Per Unit	Unit Weight	Unit Cube	Fed. Ex.	Freight Class
-----------	----------------	--------------------------	-------------	-----------------------------	-----------------------	-------------	-----------	----------	---------------

MTB SERIES MOBILE BENCH TABLES

Tubular steel frame, heavy-duty mobile folding bench tables have an automatic locking feature, as well as a safety clearance between table sections to help protect hands during opening. The tables also have a torsion bar for ease of operation, and are free-standing when closed. Tops and benches are available with a 3/4" thick particleboard-core high-pressure laminate work surface with 3/4" profile T-mold edge banding. Tops and benches are also available with an optional urethane-based Sure Edge® finish. In the folded position, tables rest on four 3 1/2" swivel casters. Middle legs have a 1" rubber crutch tip. The table automatically locks in the open and closed positions. The center hinge operates vertically in order to self clean and minimize trapping of food. The top support apron is available with a powder coat finish. The undercarriage is available fully chromed or with an optional powder coat finish.




Optional Edge Finish: Virco's custom Sure Edge finish is offered as an option for table tops and benches. The Sure Edge finish consists of a urethane-based protectant that is bonded chemically to the substrate of the top or benches. The tamper-resistant Sure Edge finish, applied with an innovative anti-bacterial process for enhanced cleanliness and hygiene, functions as an effective moisture barrier, which seals the substrate of a top or bench between its high-pressure laminate surface and backing sheet. The Sure Edge finish has no gaps or seams, preventing food particles from lodging in table-top or bench-top edges. Models with a Sure Edge top finish include the letters AE. Models with a Sure Edge finish for tops and benches include the letters AEB.

Service Life Recommendation: In order to extend the torque life of MTB Series tables with torsion bars, Virco recommends that customers store their tables in an upright position when not in use. When cleaning Virco mobile tables, Virco recommends that their high-pressure laminate surfaces be wiped down as needed with a damp cloth or sponge and mild detergent or soap; this recommendation also applies to plastic stool seats, and to metal surfaces with a chrome or powder coat finish.




IMPORTANT: Never use a power washer to clean Virco mobile tables. Tables are intended for indoor use.

Warranty Note: MTB Series tables are covered by Virco's 10-year warranty; however, torsion bars used on these tables are covered by a 5-year warranty. Virco recommends that torsion bars be inspected for torque strength frequently.

Rectangular Bench Tables - Bench/Table Height: 15"/27"

	MTB15278			Seats 8, laminate top with T-mold edge banding.	3909.00	1	268.0	66.61		200
	MTB15278AEB			Open Dimensions: 96"L x 53"W. Closed Dimensions: 58 5/8"H x 27 1/2"D x 53"W. Seats 8, laminate top with Sure Edge edge finish on table top and benches.	4299.00	1	274.0	66.60		200
	MTB152710		✓ pg. 36	Open Dimensions: 120"L x 53"W. Closed Dimensions: 72 1/4"H x 29 1/2"D x 53"W. Seats 12, laminate top with T-mold edge banding.	3988.00	1	318.5	78.72		200
	MTB152710AEB			Open Dimensions: 120"L x 53"W. Closed Dimensions: 72 1/4"H x 29 1/2"D x 53"W. Seats 12, laminate top with Sure Edge edge finish on table top and benches.	4398.00	1	326.0	78.72		200
	MTB152712		✓ pg. 36	Open Dimensions: 144"L x 53"W. Closed Dimensions: 82"H x 29 1/2"D x 53"W. Seats 12-16, laminate top with T-mold edge banding.	4183.00	1	365.0	88.31		200
	MTB152712AEB			Open Dimensions: 144"L x 53"W. Closed Dimensions: 82"H x 29 1/2"D x 53"W. Seats 12-16, laminate top with Sure Edge edge finish on table top and benches.	4613.00	1	374.0	88.31		200

Rectangular Bench Tables - Bench/Table Height: 17"/29"

	MTB17298		✓ pg. 36	Open Dimensions: 96"L x 53"W. Closed Dimensions: 60 5/8"H x 34 5/8"D x 53"W. Seats 8, laminate top with T-mold edge banding.	3909.00	1	269.3	66.61		200
	MTB17298AEB			Open Dimensions: 96"L x 53"W. Closed Dimensions: 60 5/8"H x 34 5/8"D x 53"W. Seats 8, laminate top with Sure Edge edge finish on table top and benches.	4299.00	1	275.3	66.61		200
	MTB172910		✓ pg. 36	Open Dimensions: 120"L x 53"W. Closed Dimensions: 72 1/4"H x 36 1/8"D x 53"W. Seats 12, laminate top with T-mold edge banding.	3988.00	1	320.5	78.72		200
	MTB172910AEB			Open Dimensions: 120"L x 53"W. Closed Dimensions: 72 1/4"H x 36 1/8"D x 53"W. Seats 12, laminate top with Sure Edge edge finish on table top and benches.	4398.00	1	328.0	78.72		200
	MTB172912	✓ pg. 8	✓ pg. 37	Open Dimensions: 144"L x 53"W. Closed Dimensions: 82 5/8"H x 34 3/8"D x 53"W. Seats 12-16, laminate top with T-mold edge banding.	4183.00	1	367.0	88.31		200
	MTB172912AEB		✓ pg. 37	Open Dimensions: 144"L x 53"W. Closed Dimensions: 82 5/8"H x 34 3/8"D x 53"W. Seats 12-16, laminate top with Sure Edge edge finish on table top and benches.	4616.00	1	376.0	88.31		200



Products on this page are Greenguard® certified.

Virco®

TABLES

SOLD IN FULL CARTONS ONLY

Model No.	Stocked Models	Assemble to Order Models	Description	Unit Price F.O.B. Warehouse	No. of Ctns. Per Unit	Unit Weight	Unit Cube	Fed. Ex.	Freight Class
-----------	----------------	--------------------------	-------------	-----------------------------	-----------------------	-------------	-----------	----------	---------------

MTB SERIES MOBILE BENCH TABLES continued

Oval Bench Tables - Bench/Table Height: 15"/27"

MTBO15275			Open Dimensions: 82½"L x 76¼"W. Closed Dimensions: 50½"H x 35¾"D x 76¼"W. Seats 8-12, laminate top with T-mold edge banding.	4400.00	1	299.8	86.80		200
MTBO15275AEB			Open Dimensions: 82½"L x 76¼"W. Closed Dimensions: 50½"H x 35¾"D x 76¼"W. Seats 8-12, laminate top with Sure Edge edge finish on table top and benches.	4810.00	1	305.8	86.80		200

Oval Bench Tables - Bench/Table Height: 17"/29"

MTBO17295		✓ pg. 37	Open Dimensions: 82½"L x 76¼"W. Closed Dimensions: 52½"H x 35¾"D x 76¼"W. Seats 8-12, laminate top with T-mold edge banding.	4400.00	1	301.0	86.80		200
MTBO17295AEB			Open Dimensions: 82½"L x 76¼"W. Closed Dimensions: 52½"H x 35¾"D x 76¼"W. Seats 8-12, laminate top with Sure Edge edge finish on table top and benches.	4810.00	1	307.0	86.80		200

ADA Compliant Rectangular Stool Tables - Bench/Table Height: 19"/31"

MTB19318W			Seat Height: 19"; Table Height: 31"; Top Size: 30"W x 102"L Seats 8, laminate top with T-mold edge banding. This table provides wheelchair access for two wheelchair users.	4000.00	1	301.8	68.13		200
MTB19318WAEB			Seat Height: 19"; Table Height: 31"; Top Size: 30"W x 102"L Seats 8, laminate top with Sure Edge edge finish on table top and benches. This table provides wheelchair access for two wheelchair users.	4390.00	1	307.8	68.13		200
MTB193110W			Seat Height: 19"; Table Height: 31"; Top Size: 30"W x 126"L Seats 10, laminate top with T-mold edge banding. This table provides wheelchair access for two wheelchair users.	4100.00	1	354.0	80.24		200
MTB193110WAEB			Seat Height: 19"; Table Height: 31"; Top Size: 30"W x 126"L Seats 10, laminate top with Sure Edge edge finish on table top and benches. This table provides wheelchair access for two wheelchair users.	4510.00	1	361.5	80.24		200
MTB193112W			Seat Height: 19"; Table Height: 31"; Top Size: 30"W x 148"L Seats 12, laminate top with T-mold edge banding. This table provides wheelchair access for two wheelchair users.	4200.00	1	398.9	89.82		200
MTB193112WAEB			Seat Height: 19"; Table Height: 31"; Top Size: 30"W x 148"L Seats 12, laminate top with Sure Edge edge finish on table top and benches. This table provides wheelchair access for two wheelchair users.	4630.00	1	406.4	89.82		200

HOW TO ORDER:

- Laminates, edge banding and frame finish colors are listed on pages xi-xii.
- To order, specify the model number, laminate, and frame finish color codes (e.g., MTB152712-GRY091BLK01-CHRM).



TABLES

SOLD IN FULL CARTONS ONLY

Model No.	Stocked Models	Assemble to Order Models	Description	Unit Price F.O.B. Warehouse	No. of Ctns. Per Unit	Unit Weight	Unit Cube	Fed Ex.	Freight Class
-----------	----------------	--------------------------	-------------	-----------------------------	-----------------------	-------------	-----------	---------	---------------

MTS SERIES MOBILE STOOL TABLES

Tubular steel frame, heavy-duty mobile folding stool tables have an automatic locking feature, as well as a safety clearance between table sections to help protect hands during opening. The tables also have a torsion bar for ease of operation, and are free-standing when closed. Tops are available with a 3/4" thick particleboard-core high-pressure laminate work surface with 3/4" profile T-mold edge banding. Tops are also available with an optional urethane-based Sure Edge® finish. Each seat has its own direct-to-floor load-bearing column and provides its own support without the need of cross members running between seats. Each seat has its own place to enter and exit. Round stool tops are 13" in diameter, injection-molded from a high-impact ABS material. In the folded position, tables rest on four 3 1/2" swivel casters. Middle legs have a 1" rubber crutch tip. The table automatically locks in the open and closed positions. The center hinge operates vertically in order to self clean and minimize trapping of food. The top support apron is available with a powder coat finish. The undercarriage is available fully chromed or with an optional powder coat finish.

Optional Edge Finish: Virco's custom Sure Edge finish is offered as an option for table tops. The Sure Edge finish consists of a urethane-based protectant that is bonded chemically to the substrate of the top. The tamper-resistant Sure Edge finish, applied with an innovative anti-bacterial process for enhanced cleanliness and hygiene, functions as an effective moisture barrier, which seals the substrate of a top between its high-pressure laminate surface and backing sheet. The Sure Edge finish has no gaps or seams, preventing food particles from lodging in table-top edges. Models with a Sure Edge top finish include the letters AE.

Service Life Recommendation: In order to extend the torque life of MTS Series tables with torsion bars, Virco recommends that customers store their tables in an upright position when not in use. When cleaning Virco mobile tables, Virco recommends that their high-pressure laminate surfaces be wiped down as needed with a damp cloth or sponge and mild detergent or soap; this recommendation also applies to plastic stool seats, and to metal surfaces with a chrome or powder coat finish.

IMPORTANT: Never use a power washer to clean Virco mobile tables. Tables are intended for indoor use.

Warranty Note: MTS Series tables are covered by Virco's 10-year warranty; however, torsion bars used on these tables are covered by a 5-year warranty. Virco recommends that torsion bars be inspected for torque strength frequently.

Ellipse Stool Tables - Stool/Table Height: 15"/27"



MTSE15271012			Seat Height: 15"; Table Height: 27"; Top Size: 45" x 119 1/2" 12 stools, laminate top with T-mold edge banding.	4500.00	4	355.5	96.82		Call
MTSE15271012AE			Seat Height: 15"; Table Height: 27"; Top Size: 45" x 119 1/2" 12 stools, laminate top with Sure Edge® edge finish.	4760.00	4	360.1	96.82		Call
MTSE17291012			Seat Height: 17"; Table Height: 29"; Top Size: 45" x 119 1/2" 12 stools, laminate top with T-mold edge banding.	4500.00	4	357.5	96.82		Call
MTSE17291012AE			Seat Height: 17"; Table Height: 29"; Top Size: 45" x 119 1/2" 12 stools, laminate top with Sure Edge® edge finish.	4760.00	4	362.1	96.82		Call

Rectangular Stool Tables - Stool/Table Height: 15"/27"



MTS15271212		✓ pg. 37	Seat Height: 15"; Table Height: 27"; Top Size: 30" x 144" Open Dimensions: 144"L x 58"W. Closed Dimensions: 80 1/2"H x 38 1/8"D x 58"W. 12 stools, laminate top with T-mold edge banding.	4183.00	4	299.0	89.80		Call
MTS15271212AE			Seat Height: 15"; Table Height: 27"; Top Size: 30" x 144" Open Dimensions: 144"L x 58"W. Closed Dimensions: 80 1/2"H x 38 1/8"D x 58"W. 12 stools, laminate top with Sure Edge® edge finish.	4443.00	4	308.0	89.80		Call
MTS15271216		✓ pg. 37	Seat Height: 15"; Table Height: 27"; Top Size: 30" x 144" Open Dimensions: 144"L x 58"W. Closed Dimensions: 82 1/2"H x 38 3/8"D x 58"W. 16 stools, laminate top with T-mold edge banding.	4225.00	5	333.6	90.29		Call
MTS15271216AE			Seat Height: 15"; Table Height: 27"; Top Size: 30" x 144" Open Dimensions: 144"L x 58"W. Closed Dimensions: 82 1/2"H x 38 3/8"D x 58"W. 16 stools, laminate top with Sure Edge edge finish.	4485.00	5	342.6	90.29		Call

Rectangular Stool Tables - Stool/Table Height: 17"/29"



MTS17291012		✓ pg. 37	Seat Height: 17"; Table Height: 29"; Top Size: 30" x 120" Open Dimensions: 120"L x 58"W. Closed Dimensions: 72 3/8"H x 41 3/8"D x 58"W. 12 stools, laminate top with T-mold edge banding.	3988.00	4	289.5	80.21		Call
MTS17291012AE		✓ pg. 37	Seat Height: 17"; Table Height: 29"; Top Size: 30" x 120" Open Dimensions: 120"L x 58"W. Closed Dimensions: 72 3/8"H x 41 3/8"D x 58"W. 12 stools, laminate top with Sure Edge edge finish.	4238.00	4	297.0	80.21		Call
MTS17291212	✓ pg. 8	✓ pg. 37	Seat Height: 17"; Table Height: 29"; Top Size: 30" x 144" Open Dimensions: 144"L x 58"W. Closed Dimensions: 82"H x 38 1/8"D x 58"W. 12 stools, laminate top with T-mold edge banding.	4183.00	4	301.0	89.80		Call
MTS17291212AE		✓ pg. 38	Seat Height: 17"; Table Height: 29"; Top Size: 30" x 144" Open Dimensions: 144"L x 58"W. Closed Dimensions: 82"H x 38 1/8"D x 58"W. 12 stools, laminate top with Sure Edge edge finish.	4443.00	4	310.0	89.80		Call



Products on this page are Greenguard® certified.

Virco®

TABLES

SOLD IN FULL CARTONS ONLY

Model No.	Stocked Models	Assemble to Order Models	Description	Unit Price F.O.B. Warehouse	No. of Ctns. Per Unit	Unit Weight	Unit Cube	Fed. Ex.	Freight Class
-----------	----------------	--------------------------	-------------	-----------------------------	-----------------------	-------------	-----------	----------	---------------

MTS SERIES MOBILE STOOL TABLES continued

Oval Stool Tables - Stool/Table Height: 15"/27"

MTSO152758			Seat Height: 15"; Table Height: 27"; Top Size: 60" diameter Open Dimensions: 82"L x 77¼"W. Closed Dimensions: 50½"H x 44"D x 77¼"W. 8 stools, laminate top with T-mold edge banding.	3964.00	4	266.5	82.23		Call
MTSO152758AE			Seat Height: 15"; Table Height: 27"; Top Size: 60" diameter Open Dimensions: 82"L x 77¼"W. Closed Dimensions: 50½"H x 44"D x 77¼"W. 8 stools, laminate top with Sure Edge finish.	4158.00	4	272.5	82.23		Call

Oval Stool Tables - Stool/Table Height: 17"/29"

MTSO172958		✓ pg. 38	Seat Height: 17"; Table Height: 29"; Top Size: 60" diameter Open Dimensions: 82"L x 77¼"W. Closed Dimensions: 52½"H x 44"D x 77¼"W. 8 stools, laminate top with T-mold edge banding.	3964.00	4	267.7	82.23		Call
MTSO172958AE			Seat Height: 17"; Table Height: 29"; Top Size: 60" diameter Open Dimensions: 82"L x 77¼"W. Closed Dimensions: 52½"H x 44"D x 77¼"W. 8 stools, laminate top with Sure Edge finish.	4158.00	4	273.7	82.23		Call

ADA Compliant Oval Stool Tables - Stool/Table Height: 19"/31"

MTSO193156W			Seat Height: 19"; Table Height: 31"; Top Size: 60" diameter Open Dimensions: 82"L x 77¼"W. Closed Dimensions: 54"H x 44"D x 77¼"W. 6 stools, laminate top with T-mold edge banding. This table provides wheelchair access for two wheelchair users.	3564.00	4	264.3	81.98		Call
MTSO193156WAE			Seat Height: 19"; Table Height: 31"; Top Size: 60" diameter Open Dimensions: 82"L x 77¼"W. Closed Dimensions: 54"H x 44"D x 77¼"W. 6 stools, laminate top with Sure Edge finish. This table provides wheelchair access for two wheelchair users.	3742.00	4	270.3	81.98		Call

ADA Compliant Rectangular Stool Tables - Stool/Table Height: 19"/31"

MTS193188W			Seat Height: 19"; Table Height: 31"; Top Size: 30"W x 102"L 8 stools, laminate top with T-mold edge banding. This table provides wheelchair access for two wheelchair users.	4000.00	3	264.4	69.12		Call
MTS193188WAE			Seat Height: 19"; Table Height: 31"; Top Size: 30"W x 102"L 8 stools, laminate top with Sure Edge finish. This table provides wheelchair access for two wheelchair users.	4240.00	3	270.4	69.12		Call
MTS19311012W			Seat Height: 19"; Table Height: 31"; Top Size: 30"W x 126"L 10 stools, laminate top with T-mold edge banding. This table provides wheelchair access for two wheelchair users.	4100.00	4	322.9	81.72		Call
MTS19311012WAE			Seat Height: 19"; Table Height: 31"; Top Size: 30"W x 126"L 10 stools, laminate top with Sure Edge finish. This table provides wheelchair access for two wheelchair users.	4350.00	4	330.4	81.72		Call
MTS19311212W			Seat Height: 19"; Table Height: 31"; Top Size: 30"W x 148"L 12 stools, laminate top with T-mold edge banding. This table provides wheelchair access for two wheelchair users.	4200.00	4	332.9	91.31		Call
MTS19311212WAE			Seat Height: 19"; Table Height: 31"; Top Size: 30"W x 148"L 12 stools, laminate top with Sure Edge finish. This table provides wheelchair access for two wheelchair users.	4460.00	4	340.4	91.31		Call

HOW TO ORDER:

- Plastic, top and frame finish colors and color codes are listed on pages xi-xii.
- To order, specify the model number, top, stool color, and frame finish color codes (e.g., MTS15271212-BLU51-GRY091BLK01-CHRM).



TABLES

SOLD IN FULL CARTONS ONLY

Model No.	Stocked Models	Assemble to Order Models	Description	Unit Price F.O.B. Warehouse	No. of Ctns. Per Unit	Unit Weight	Unit Cube	Fed. Ex.	Freight Class
-----------	----------------	--------------------------	-------------	-----------------------------	-----------------------	-------------	-----------	----------	---------------

MTC SERIES CONVERTIBLE BENCH TABLES

Tubular steel frame. This mobile bench and table unit changes quickly and easily from a table and bench configuration to a bench with a full backrest. When used as a table and bench, the unit features a bench height of 15" and a top height of 27", or a bench height of 17" and a top height of 29". Benches and tops are available with a 3/4" thick particleboard-core high-pressure laminate work surface with 3/4" profile T-mold edge banding. They are also available with an optional urethane-based Sure Edge® finish. The bench measures 96"L x 12"W; and the top measures 96"L x 15"W.

Table and bench height adjustment are made by a telescoping foot tube assembly secured to the table frame. Two adjustment positions are provided: one achieves a 15" bench height and a 27" top height; the other achieves a 17" bench height and a 29" top height. The base frame is mounted on four 4" swivel casters, two with locks. The apron, frame and links are powder coated. The foot tube assembly are chrome-plated.

Optional Edge Finish: Virco's custom Sure Edge finish is offered as an option for table tops and benches. The Sure Edge finish consists of a urethane-based protectant that is bonded chemically to the substrate of the top or benches. The tamper-resistant Sure Edge finish, applied with an innovative anti-bacterial process for enhanced cleanliness and hygiene, functions as an effective moisture barrier, which seals the substrate of a top or bench between its high-pressure laminate surface and backing sheet. The Sure Edge finish has no gaps or seams, preventing food particles from lodging in table-top or bench-top edges. Models with a Sure Edge top finish include the letters AE. Models with a Sure Edge finish for tops and benches include the letters AEB.

Optional Ganging Device: An optional ganging device consists of a lock plate, locking pin spring-loaded assembly and a docking plate. To engage the ganging device when two table tops are placed back to back, the keyed locking pins can be inserted into the docking plate, locking the two tables together at each end. Models with ganging device include the letter G.

Service Life Recommendation: In order to extend the torque life of MTC Series tables with torsion bars, Virco recommends that customers store their tables in an upright position when not in use. When cleaning Virco mobile tables, Virco recommends that their high-pressure laminate surfaces be wiped down as needed with a damp cloth or sponge and mild detergent or soap; this recommendation also applies to plastic stool seats, and to metal surfaces with a chrome or powder coat finish. IMPORTANT: Never use a power washer to clean Virco mobile tables. Tables are intended for indoor use.

Warranty Note: MTC Series tables are covered by Virco's 10-year warranty; however, torsion bars used on these tables are covered by a 5-year warranty. Virco recommends that torsion bars be inspected for torque strength frequently.



MTC8	✓ pg. 9	✓ pg. 38	Laminate top with T-mold edge banding.	2130.00	1	134.5	15.58		200
MTC8AEB			Laminate top with Sure Edge edge finish on table top and bench.	2330.00	1	137.5	15.58		200
MTC8AEBG		✓ pg. 38	Laminate top with Sure Edge edge finish on table top and bench, gang device.	2350.00	1	140.6	15.58		200
MTC8G		✓ pg. 38	Laminate top with T-mold edge banding, gang device.	2150.00	1	135.1	15.58		200

HOW TO ORDER:

- Laminates, edge banding and frame finish colors are listed on pages xi-xii.
- To order, specify the model number, top, banding and frame finish color codes (e.g., MTC8-GRY091BLK01-BLK01).



TABLES

SOLD IN FULL CARTONS ONLY

Model No.	Stocked Models	Assemble to Order Models	Description	Unit Price F.O.B. Warehouse	No. of Ctns. Per Unit	Unit Weight	Unit Cube	Fed Ex.	Freight Class
-----------	----------------	--------------------------	-------------	-----------------------------	-----------------------	-------------	-----------	---------	---------------

6000 SERIES FOLDING TABLES

Tubular steel legs. Models are available with a ¾" particleboard-core top with a fused-on melamine surface and ¾" profile T-mold edge banding.

The folding mechanism includes a gravity-fed safety lock. Because the safety lock is permanently attached, a formed tab on the lock arm permits the hinge to fold in only one direction. Spring clips are formed from tempered steel to accept the cross brace of the leg unit. Each spring clip is housed in an injection-molded polyethylene shell to help protect hands from sharp edges. Each table has two spring clips.

Patented steel aprons consists of four machine formed steel segments with no exposed sharp edges. The outer edge is rolled to form a strong and smooth flange.

Apron ends are inserted into patented corner supports formed of injection-molded polyethylene which completely enclose the ends of the steel aprons. A high-impact stacking bumper attaches to the outer edge of the corner support to facilitate stacking. Metal surfaces are available with a powder coat finish.



601860	✓ pg. 7	✓ pg. 39	18"W x 60"L x 29"H.	307.00	1	37.8	2.45		70
601872	✓ pg. 7	✓ pg. 39	18"W x 72"L x 29"H.	319.00	1	43.7	2.70		70
601896	✓ pg. 7	✓ pg. 39	18"W x 96"L x 29"H.	350.00	1	53.5	3.87		70
602448			24"W x 48"L x 29"H.	307.00	1	42.5	1.75		70
602460		✓ pg. 39	24"W x 60"L x 29"H.	319.00	1	49.8	2.19		70
602472		✓ pg. 39	24"W x 72"L x 29"H.	333.00	1	56.6	2.63		70
602496		✓ pg. 39	24"W x 96"L x 29"H.	362.00	1	74.2	3.50		70
603060	✓ pg. 7		30"W x 60"L x 29"H.	345.00	1	59.8	3.96		70
603072	✓ pg. 7	✓ pg. 39	30"W x 72"L x 29"H.	359.00	1	68.2	4.70		70
603096	✓ pg. 7	✓ pg. 39	30"W x 96"L x 29"H.	390.00	1	88.2	4.65		70
603672			36"W x 72"L x 29"H.	406.00	1	86.0	5.56		70
603696			36"W x 96"L x 29"H.	437.00	1	101.0	7.39		70
6060R	✓ pg. 7	✓ pg. 39	60" round x 29"H.	615.00	1	90.0	8.00		70

HOW TO ORDER:

- Colors and color codes are listed below.
- To order, specify the model number, top, banding and frame finish color codes (e.g., 601872-GRY091BLK01-BLK01).
- NOTE: Standard laminated thermofused melamine top colors are Fusion Maple (MPL385), Grey Nebula (GRY091), Medium Oak (OAK084) and Walnut (WAL078). Additional high-pressure laminated finishes may be available for an additional charge, and may require an extended lead-time. Please contact your local Virco Sales Representative for more information.

Laminate Top/Edge Colors/Frame Finish:

Fusion Maple/Char Black/Char Black-MPL385BLK01-BLK01

Grey Nebula/Char Black/Char Black-GRY091BLK01-BLK01

Medium Oak/Char Black/Char Black-OAK084BLK01-BLK01

Walnut/Char Black/Char Black-WAL078BLK01-BLK01








TABLES

SOLD IN FULL CARTONS ONLY

Model No.	Stocked Models	Assemble to Order Models	Description	Unit Price F.O.B. Warehouse	No. of Ctns. Per Unit	Unit Weight	Unit Cube	Fed Ex.	Freight Class
-----------	----------------	--------------------------	-------------	-----------------------------	-----------------------	-------------	-----------	---------	---------------

CORE-A-GATOR® SERIES FOLDING TABLES

Tubular steel legs. Lightweight folding table with a patented design featuring an ABS plastic top with an innovative three-piece construction. Extruded aluminum U-channels along each edge for added strength. Corners reinforced with four high-impact molded ABS corner protectors. Tables have edge molding around the complete perimeter of the top to serve as an edge protector. Tables have apron bumpers at each corner to protect the top surface during storage. Dual link folding mechanism consists of four steel links that form the folding mechanism. Two links are riveted to the leg assembly and the other two to a mounting bracket on the underside of the table. The two pairs of links provide lateral support when the table is in use and also allow the legs to fold into a closed position. The folding mechanism has an automatic positive locking rod that engages the two pairs of links. The locking mechanism automatically engages when the table is upright. The legs have fitted plastic glides. Metal surfaces are available with a powder coat finish.

	611872		✓ pg. 39	18"W x 72"L x 29"H.	933.00	1	37.0	2.71		70
	611896			18"W x 96"L x 29"H.	995.00	1	43.0	3.64		70
	612472			24"W x 72"L x 29"H.	995.00	1	43.0	3.65		70
	612496			24"W x 96"L x 29"H.	1063.00	1	52.0	4.40		70
	613060		✓ pg. 39	30"W x 60"L x 29"H.	995.00	1	43.0	3.75		70
	613072		✓ pg. 39	30"W x 72"L x 29"H.	1023.00	1	49.0	4.51		70
	613096		✓ pg. 39	30"W x 96"L x 29"H.	1090.00	1	59.0	5.96		70
	613672		✓ pg. 39	36"W x 72"L x 29"H.	1090.00	1	55.0	5.40		70
	613696		✓ pg. 39	36"W x 96"L x 29"H.	1187.00	1	69.0	7.17		70
	6160R		✓ pg. 39	60" round x 29"H.	1350.00	1	61.0	7.79		70
	6166R			66" round x 29"H.	1485.00	1	70.0	10.24		70
	6172R		✓ pg. 39	72" round x 29"H.	1589.00	1	75.0	12.17		70

HOW TO ORDER:

- Colors and color codes are listed below.
- To order, specify the model number, top, banding and frame finish color codes (e.g., 611896-GRY55GLD93-GLD93).

Plastic Top/Edge Banding Colors:

Greystone (Regular Stipple Top Only)/El Dorado Bronze-GRY55GLD93
Oyster (Smooth Top Only)/El Dorado Bronze-WHT15GLD93

Frame Finish Color:

El Dorado Bronze-GLD93



Products on this page are Greenguard® certified.






MULTI-PURPOSE CHAIRS

SOLD IN FULL CARTONS ONLY

Model No.	Stocked Models	Assemble to Order Models	Description	Unit Price F.O.B. Warehouse	Units Per Carton	Unit Weight	Unit Cube	Fed Ex.	Freight Class
-----------	----------------	--------------------------	-------------	-----------------------------	------------------	-------------	-----------	---------	---------------

FOLDING CHAIRS

Tubular steel frame, front and rear leg braces and polyethylene leg caps. Contoured, one-piece seat pan consists of steel with a curled lower edge. Curved steel backrest panel is curled along the full width of its bottom edge. Optional ganging device consist of steel ganging brackets. All brackets are welded to the frame. Metal surfaces are available with a powder coat finish. Seat height: 17".

	162	✓ pg. 9	✓ pg. 12	Front and rear leg braces.	79.00	4	9.9	0.88		85
	165			Folding tablet arm has 5/8" thick plywood surfaced with a high- pressure laminate.	190.00	2	15.0	1.98		85
	167	✓ pg. 9	✓ pg. 12	One front and two rear leg braces.	85.00	4	10.1	0.88		85
	168	✓ pg. 9		Vinyl upholstered seat and back.	116.00	4	9.6	0.94		85
	188	✓ pg. 9	✓ pg. 12	Upholstered seat and back.	121.00	4	10.5	0.94		85

OPTIONS (For models 162, 167, 168, 188)

Ganging Device - Add "G" to the model no. (e.g., 162G) (Minimum quantity 100 per model, per color selection for ganging device)	22.00
Custom frame finishes, add: (Minimum quantity 200 per model, per color selection)	6.00

HOW TO ORDER:

- Frame finish colors and color codes are listed on pages xi-xiii.
- To order, specify the model number, upholstery and/or frame finish color (e.g., 188-BLU204-GRY02).

8800 SERIES - Comfort Stacker™ Chairs

Tubular steel frame, contoured seat and backrest. Seat consists of a contoured core of 1 1/2" thick particleboard covered with a 1" thick polyurethane foam pad for an overall seat thickness of 1 1/2". Backrest consists of a contoured core of 1 1/2" thick particleboard covered with a 3/4" thick polyurethane foam pad. Each chair has six high-impact plastic stack bumpers. Polyethylene rocker glides. An optional ganging device is formed of steel rods in a hook and clasp configuration that is welded to the frame. Gang devices will not impede stacking. Upholstery is available in a selection of fabric or vinyl. Metal surfaces are available chromed or with a powder coat finish. Dimensions: Seat height: 17".

	8802		✓ pg. 40	Comfort Stacker™	264.00	4	16.6	3.98		150
---	------	--	-------------	------------------	--------	---	------	------	--	-----

OPTIONS

Ganging device: Add "G" to model no. 8802 (e.g., 8802G) (Minimum quantity 100 for ganging device).	22.00
Group A upholstery, add:	6.00
Group B upholstery, add:	12.00
Group C upholstery, add:	26.00
Group D upholstery, add:	42.00
Chrome frame, add:	13.00
Designer Options Powder Coat frame, add:	6.00

HOW TO ORDER:

- Upholstery and frame finish colors are listed on pages xi-xiii.
- To order, specify the model number, upholstery color, and frame finish color codes (e.g., 8802-BLU204-BLK01).

MULTI-PURPOSE CHAIRS

SOLD IN FULL CARTONS ONLY

Model No.	Stocked Models	Assemble to Order Models	Description	Unit Price F.O.B. Warehouse	Units Per Carton	Unit Weight	Unit Cube	Fed Ex.	Freight Class
-----------	----------------	--------------------------	-------------	-----------------------------	------------------	-------------	-----------	---------	---------------

8900 SERIES CHAIRS

Tubular steel frame. Upholstered seat and back. Each chair has six high-impact clear PVC plastic stack bumpers.

Models are available with optional stack bars which consist of steel tubing and are welded between the front and rear legs on both sides. For stack bars, specify "SB".

An optional ganging device is formed of steel rods, in a hook and clasp configuration which is welded to the frame. Ganging devices will not impede stacking. For ganging devices, specify "G". Upholstery is available in a selection of fabric or vinyl. Chairs are available chromed or with a powder coat finish.



8915	✓ pg. 9		Rounded back, crown seat, 2" seat thickness, rocker glides.	167.00	4	17.4	3.06	*	150
------	------------	--	---	--------	---	------	------	---	-----



8916SB			Rounded back, crown seat, 2½" seat thickness.	333.00	4	20.5	3.44	*	150
--------	--	--	---	--------	---	------	------	---	-----



8916SBCB			Rounded back with concealed screws, crown seat, 2½" seat thickness.	359.00	4	16.0	3.10	*	150
----------	--	--	---	--------	---	------	------	---	-----



8917		✓ pg. 40	Rounded back, dome seat, 2" seat thickness.	161.00	4	17.1	3.06	*	150
------	--	-------------	---	--------	---	------	------	---	-----



8918SB			Queen back, crown seat, 2½" seat thickness.	381.00	4	19.3	3.57	*	150
--------	--	--	---	--------	---	------	------	---	-----



8919SB			Queen back, crown seat, 3" seat thickness.	483.00	3	18.0	5.40	*	150
--------	--	--	--	--------	---	------	------	---	-----



8920SB			Tulip back, crown seat, 2½" seat thickness.	362.00	4	21.0	3.46	*	150
--------	--	--	---	--------	---	------	------	---	-----



8925		✓ pg. 40	Trapezoidal back, crown seat, 2" overall seat thickness.	168.00	4	16.3	3.06	*	150
------	--	-------------	--	--------	---	------	------	---	-----



8926	✓ pg. 9	✓ pg. 40	Trapezoidal back, dome seat, 2" seat thickness.	162.00	4	16.2	3.06	*	150
------	------------	-------------	---	--------	---	------	------	---	-----



8936SB			Queen back, crown seat, 2½" seat thickness.	512.00	4	16.0	3.30	*	150
--------	--	--	---	--------	---	------	------	---	-----



8970SB			Trapezoidal back, crown seat, 3" seat thickness.	471.00	3	19.6	5.27		150
--------	--	--	--	--------	---	------	------	--	-----



MULTI-PURPOSE CHAIRS

SOLD IN FULL CARTONS ONLY

Model No.	Stocked Models	Assemble to Order Models	Description	Unit Price F.O.B. Warehouse	Units Per Carton	Unit Weight	Unit Cube	Fed Ex.	Freight Class
-----------	----------------	--------------------------	-------------	-----------------------------	------------------	-------------	-----------	---------	---------------

8900 SERIES CHAIRS continued

8900 SERIES OPTIONAL FRAME FINISHES

Chrome, add:	13.00	
Clear coat (for powder coat frames only), add:	6.00	
Designer Options powder coat frame, add:	6.00	

8900 SERIES FRAME OPTIONS

Ganging device: Add "G" to model no. (e.g., 8918G).	22.00	
Stack bar: Add "SB" to model no. (e.g., 8915SB).	22.00	
Stack bar and ganging device: Add "SBG" to model no. (e.g., 8918SBG).	42.00	

8900 SERIES UPHOLSTERY OPTIONS (see page xiii for choices.)

Pricing for models 8915, 8917, 8925, 8926:

Group A upholstery, add:	6.00	
Group B upholstery, add:	12.00	
Group C upholstery, add:	26.00	
Group D upholstery, add:	42.00	

Pricing for models 8916SB, 8916SBCB, 8918SB, 8919SB, 8920SB, 8936SB, 8970SB:

Group A upholstery, add:	10.00	
Group B upholstery, add:	15.00	
Group C upholstery, add:	29.00	
Group D upholstery, add:	46.00	

NOTE: C.O.M. fabric (Customers Own Material) is priced as Group A upholstery.

HOW TO ORDER:

- Upholstery and frame finish colors are listed on pages xi-xiii.
- To order, specify the model number, upholstery and frame finish color codes (e.g., 8926-RED140-BLK01).

MULTI-PURPOSE CHAIRS

SOLD IN FULL CARTONS ONLY

Model No.	Stocked Models	Assemble to Order Models	Description	Unit Price F.O.B. Warehouse	Units Per Carton	Unit Weight	Unit Cube	Fed Ex.	Freight Class
-----------	----------------	--------------------------	-------------	-----------------------------	------------------	-------------	-----------	---------	---------------

VIRTUOSO® SERIES CHAIRS

Tubular steel frame incorporating an articulating back mechanism that conforms to the user's position. The seat and back are ergonomically contoured for comfort. Models are available with a 5/8" thick plywood-core tablet arm surfaced with a high-pressure laminate finish. The edges are rounded and lacquered. Models are available with self-skinned urethane arms. Models are available with an upholstered seat and back, which uses a 1/4" thick, polyurethane foam. Four nylon glides. Metal surfaces are available chromed or with a powder coat finish.



2945			Chair without armrests.	589.00	4	20.2	3.67		150
2945A			Chair with armrests.	619.00	4	22.1	4.27		150
2945AP			Upholstered, armrests.	679.00	4	23.1	4.27		150
2945P			Upholstered, without armrests.	649.00	4	21.2	3.67		150
2945TA			Fixed tablet arm.	773.00	1	33.3	14.14		150
2945TAP			Upholstered, fixed tablet arm.	833.00	1	33.3	14.14		300

OPTIONS (For models 2945AP, 2945P, 2945TAP)

Group A upholstery, add:	10.00
Group B upholstery, add:	15.00
Group C upholstery, add:	29.00
Group D upholstery, add:	46.00

HOW TO ORDER:

- Plastic and frame finish colors are listed on pages xi-xiii.
- To order, specify the model number, plastic seat or upholstery color, and frame finish color (e.g., 2945-BLU40-CHRM).

ULTRASTACK™ CHAIR

Solid steel-rod frame and a plastic seat and back made of injection-molded polyethylene. Four polyethylene stack bumpers. Four rectangular glides made of high-impact polycarbonate. Metal surfaces are chromed.



4100		✓ pg. 40	18" seat height	246.00	4	17.7	2.56		150
------	--	-------------	-----------------	--------	---	------	------	--	-----

OPTION

Ganging Device - Add "G" to model no. 4100 (e.g., 4100G). (Minimum quantity 100 for ganging device).	22.00
--	-------

HOW TO ORDER:

- Plastic seat and frame finish colors are listed on pages xi-xiii.
- To order, specify the model number, plastic seat color and frame finish color codes (e.g., 4100-BLK01-CHRM).

MULTI-PURPOSE CHAIRS

SOLD IN FULL CARTONS ONLY

Model No.	Stocked Models	Assemble to Order Models	Description	Unit Price F.O.B. Warehouse	Units Per Carton	Unit Weight	Unit Cube	Fed Ex.	Freight Class
-----------	----------------	--------------------------	-------------	-----------------------------	------------------	-------------	-----------	---------	---------------

SAGE™ CONTRACT SERIES CHAIRS

Tubular steel frame, one-piece molded polypropylene shell, nylon-base swivel glides. Models are available with a seat pad that consists of polyurethane foam covered with fabric. Models are available with a right- or left-hand articulating tablet arm. In addition, an optional right- or left-hand KD articulating tablet arm can be purchased separately, as can an optional KD arm kit with tubular-steel arms and polypropylene armrests. The KD articulating tablet arm measures 21¼" x 15¾" x ½" and has a plywood core. Chairs with an articulating tablet arm cannot accommodate an optional KD arm kit.

Optional steel-base and felt-base glides are available. Metal surfaces are available chromed or with a powder coat finish.

Stacking Capabilities: Model SG1 chairs are stackable up to 4 high when used with Virco's model HCT4 or HCT789 chair trucks. Chairs with an optional articulating KD tablet arm are not stackable; however, chairs with an optional KD arm kit can be stacked up to 4 high.

Virco recommends that model SG1 chairs be stacked only with other model SG1 chairs. Model SG1 chairs, which are not upholstered and do not have a molded plastic underseat cover to help protect the upholstered seat pad fabric of stacked chairs, should not be inter-stacked with model SG1P chairs, which have a padded, upholstered seat.



SG1			17½" seat height.	270.00	2	19.0	5.60	*	150
SG1BR			17½" seat height, bookrack.	300.00	2	21.8	5.60	*	Call
SG1C		✓ pg. 40	17½" seat height, casters.	320.00	2	19.0	5.60	*	150
SG1BRC			17½" seat height, bookrack, casters.	350.00	2	21.8	5.60	*	150
SG1P			18½" seat height, upholstered padded seat.	330.00	2	20.7	5.99	*	150
SG1BRP			18½" seat height, bookrack, upholstered padded seat.	360.00	2	21.8	5.60		150
SG1PC			18½" seat height, upholstered padded seat, casters.	380.00	2	20.7	5.99	*	150
SG1BRPC			18½" seat height, bookrack, upholstered padded seat, casters.	410.00	2	23.5	5.99		Call

OPTIONS



SGARMSKD			Arm kit, right-hand and left-hand tubular steel arms, field-installed.	185.00	1	6.0	1.61	*	85
SGTALHKD			Optional KD articulating tablet arm, left-hand.	267.00	1	12.1	3.28	*	100
SGTARHKD			Optional KD articulating tablet arm, right-hand.	267.00	1	12.1	3.28	*	100

Steel-Base Glides - Add "SG" to the model no. (e.g., SG1SG).

No Upcharge

Felt-Base Glides - Add "FG" to the model no. (e.g., SG1FG).

No Upcharge

MULTI-PURPOSE CHAIRS

SOLD IN FULL CARTONS ONLY

Model No.	Stocked Models	Assemble to Order Models	Description	Unit Price F.O.B. Warehouse	Units Per Carton	Unit Weight	Unit Cube	Fed Ex.	Freight Class
-----------	----------------	--------------------------	-------------	-----------------------------	------------------	-------------	-----------	---------	---------------

SAGE™ CONTRACT SERIES CHAIRS continued

Sage Contract Tablet Arm Chairs

SCT			17½" seat height, right-hand articulating tablet arm.	519.00	2	30.8	8.90		Call
SCTBR			17½" seat height, right-hand articulating tablet arm, bookrack.	549.00	2	33.6	8.85		Call
SCTL			17½" seat height, left-hand articulating tablet arm.	519.00	2	30.8	8.85		Call
SCTBRL			17½" seat height, left-hand articulating tablet arm, bookrack.	549.00	2	33.6	8.85		Call
SCTP			18½" seat height, padded upholstered seat, right-hand articulating tablet arm.	579.00	2	32.5	9.27	*	Call
SCTBRP			18½" seat height, padded upholstered seat, right-hand articulating tablet arm, bookrack.	609.00	2	35.3	9.27		Call
SCTLP			18½" seat height, padded upholstered seat, left-hand articulating tablet arm.	579.00	2	33.2	9.27		Call
SCTBRLP			18½" seat height, padded upholstered seat, left-hand articulating tablet arm, bookrack.	609.00	2	35.3	9.27		Call
SCTC			17½" seat height, right-hand articulating tablet arm, casters.	569.00	2	30.8	8.85		Call
SCTBRC			17½" seat height, right-hand articulating tablet arm, casters, bookrack.	599.00	2	33.6	8.85		Call
SCTLC			17½" seat height, left-hand articulating tablet arm, casters.	569.00	2	30.8	8.85		Call
SCTBRLC			17½" seat height, left-hand articulating tablet arm, casters, bookrack.	599.00	2	33.6	8.85		Call
SCTPC			18½" seat height, padded upholstered seat, right-hand articulating tablet arm, casters.	629.00	2	32.5	9.63		Call
SCTBRPC			18½" seat height, padded upholstered seat, right-hand articulating tablet arm, casters, bookrack.	659.00	2	35.3	9.27		Call
SCTLPC			18½" seat height, padded upholstered seat, left-hand articulating tablet arm, casters.	629.00	2	33.2	9.27		Call
SCTBRLPC			18½" seat height, padded upholstered seat, left-hand articulating tablet arm, casters, bookrack.	659.00	2	35.3	9.27		Call

OPTIONS

Steel-Base Glides - Add "S" to the model no. (e.g., SCTS).

No Upcharge

Felt-Base Glides - Add "F" to the model no. (e.g., SCTF).

No Upcharge

HOW TO ORDER:

- To order chairs, specify the model number, plastic seat and frame finish color codes (e.g., SG1-BLU51-CHRM).
- To order chairs with upholstery, specify the model number, plastic seat, upholstery and frame finish color codes (e.g., SG1P-BRN42-BRN262-GRY02).
- Additional plastic seat, upholstery and frame finish colors are listed on pages xi-xiii.



Products on this page are Greenguard® certified.

Virco®

OFFICE & ADMINISTRATION FURNITURE

SOLD IN FULL CARTONS ONLY

Model No.	Stocked Models	Assemble to Order Models	Description	Unit Price F.O.B. Warehouse	Units Per Carton	Unit Weight	Unit Cube	Fed. Ex.	Freight Class
-----------	----------------	--------------------------	-------------	-----------------------------	------------------	-------------	-----------	----------	---------------

LECTERNS



PTLCTRN			Plateau® Series lectern. 20"D x 28"W x 42"H.	3052.00	3	134.0	11.47		Call
---------	--	--	--	---------	---	-------	-------	--	------

HOW TO ORDER:

- To order PTLCTRN, specify the model number, laminate and frame color codes (e.g., PTLCTRN-WOD619-BLK01). Laminate and edge banding colors are listed on pages xi-xii.

53 SERIES

Available models include a 30" x 48" single-pedestal teacher desk and two 30" x 66" single-pedestal teacher desks that feature a pedestal with a box drawer and a file drawer. The 53 Series also includes a 30" x 60" double-pedestal teacher desk with two box/file drawer pedestals. An optional center drawer is available for all four desk models. Available with a particleboard-core high-pressure laminate work surface with front and back sides post formed to a full radius. Ends have 3 mil. PVC edge banding. Tops are equipped with a 2¼" diameter grommet. Four adjustable nylon glides.

A core-removable lock secures drawers with one lock assembly ("gang locking"); one lock per pedestal.

A Keyed-Alike option is available for the pedestal; this option enables customers to purchase lock cores for multiple 53 Series desks and returns, and for other selected Virco models with locks, that open by means of a single key.

Optional center drawer consists of steel and includes three front compartments; for this option, specify model 53DRWR60.

The desk's frame is available with a powder coat finish.



533048RP		✓ pg. 40	48"W x 30"D x 29"H, single pedestal, right-handed box/file with lock, no center drawer.	2165.00	1	208.5	35.96		100
533060		✓ pg. 40	60"W x 30"D x 29"H, double pedestal, file/box with lock, no center drawer.	2916.00	1	275.5	43.77		150
533066LP			66"W x 30"D x 29"H, single pedestal desk, left-handed box/file pedestal with lock, no center drawer.	2634.00	1	241.0	50.21		85
533066RP			66"W x 30"D x 29"H Desk, single pedestal desk, right-handed box/file pedestal with lock, no center drawer.	2634.00	1	241.0	50.21		85
53RTNLP			48"W x 24"D x 29"H, return, desk height return, left-handed box/file pedestal with lock, (must be attached to model 533066RP).	1973.00	1	173.0	40.19		100
53RTNRP			48"W x 24"D x 29"H, return, desk height return, right-handed box/file pedestal box/file, (must be attached to model 533066LP).	1973.00	1	173.0	40.19		100
53MP1520BBF		✓ pg. 40	15½"W x 20¾"D x 26¾"H, 2 box drawers & 1 file drawer.	1299.00	1	90.5	8.61		100
53MP1520BF			15½"W x 20¾"D x 21¾"H, 1 box drawer & 1 file drawer.	1107.00	1	77.2	7.02		100
53MP1520FF			15½"W x 20¾"D x 26¾"H, 2 file drawers.	1299.00	1	83.2	8.61		100
53MP1520PBF			15½"W x 20¾"D x 24"H, 1 pencil drawer, 1 box drawer & 1 file drawer.	1291.00	1	84.5	7.86		100

OPTIONS

53DRWR60		✓ pg. 40	Center drawer, 18½"W x 22¾"D, 3 front compartments, large rear compartment, no lock.	334.00	1	9.2	1.25		100
53FKEY			Keyed-alike lock core tumbler; includes 2 keys; one change-out control key for each keyed-alike area.	132.00	1	0.1	0.09		70

IMPORTANT: When ordering, indicate the number of keyed-alike cores by referencing the number in terms of a "pack." For example, if you want all the locks in a room keyed-alike, count the number of locks and indicate that number next to the model number as a pack (i.e. 53FKEY-8). You would receive 8 lock core tumblers with the same code, 2 keys for each lock, and 1 change-out control key. You will receive one change-out control key for each keyed-alike area.

HOW TO ORDER:

- Laminates and frame finish colors are listed on pages xi-xii.
- To order, specify the model number, top, banding, and frame finish color codes (e.g., 533060-MPL385-BLK01).



OFFICE & ADMINISTRATION FURNITURE

SOLD IN FULL CARTONS ONLY

Model No.	Stocked Models	Assemble to Order Models	Description	Unit Price F.O.B. Warehouse	No. of Ctns. Per Unit	Unit Weight	Unit Cube	Fed. Ex.	Freight Class
-----------	----------------	--------------------------	-------------	-----------------------------	-----------------------	-------------	-----------	----------	---------------

PARAMETER® SERIES

Virco's Parameter® Series includes a variety of desks and workstations for teachers, principals, administrators and office use. Selected models have a single- or double-pedestal configuration; other models come without pedestals. Parameter also includes help desk models having a work surface with a rounded edge on one end where students can pull up a chair for assistance with their work.

Models are available with a 1½" thick particleboard-core high-pressure laminate work surface with 1½" profile T-mold edge banding. All desks have a work surface with two grommets, one at each end, except help desks, which have a work surface with one grommet at the rectangular end. Two-drawer (file/file) and three-drawer (box/box/file) unitized pedestals consist of steel components. Pedestals incorporate a drawer interlock system to allow only one drawer per pedestal to open at one time. A core-removable lock secures drawers with one lock assembly ("gang locking"); one lock per pedestal. Riser blocks are made from ABS plastic and include an internal wire management chute; a riser block is situated between the work surface and each end panel or pedestal. Adjustable-height nylon feet. Model numbers ending in C have standard twin-wheel, locking casters. The column leg for use with L-configuration workstations having a peninsula return consists of welded steel components and an adjustable-height nylon glide. Metal surfaces are only available with a powder coat finish. (Chrome not available)

PARAMETER SERIES - Single-Pedestal Desks

Single-pedestal desk, box/box/file. Models are shipped with one pedestal for right- or left-side field installation, as the customer chooses.

PR3048P			30"W x 48"L.	3050.00	5	190.2	20.30		Call
---------	--	--	--------------	---------	---	-------	-------	--	------

PARAMETER SERIES - Double-Pedestal Desks

Double-pedestal desk, box/box/file and file/file pedestals.

PR3060DP			30"W x 60"L.	4550.00	5	262.2	25.91		Call
----------	--	--	--------------	---------	---	-------	-------	--	------

PARAMETER SERIES - Help Desks with Returns

Help desk with radius on one end, 24" x 45" return with pedestal, a round grommet at the rectangular end of work surface, and a round grommet on the end of the return, perforated modesty panel for desk work surface and return, file/file pedestal under desk, and box/box/file pedestal under the return. Models are shipped with two pedestals for field installation; one pedestal should be installed beneath the curved end of the help desk work surface and the other beneath the return work surface, as appropriate, to enable a right- or left-side return, as the customer chooses.

PRHDL3076R45			30"W x 76"L.	4920.00	8	365.6	34.48		Call
--------------	--	--	--------------	---------	---	-------	-------	--	------

PARAMETER SERIES - L-Configurations Desks with Returns

L-Configuration desk with return, box/box/file pedestal, 24" x 45" return, file/file pedestal. Models are shipped with two pedestals for field installation; one pedestal should be installed beneath the desk work surface and the other beneath the return work surface as appropriate to enable a right- or left-side return, as the customer chooses.

PRL3066R45			30"W x 66"L.	4875.00	8	352.4	33.77		Call
------------	--	--	--------------	---------	---	-------	-------	--	------

PARAMETER® SERIES - Pedestals with Riser Blocks

Fixed pedestal, adjustable-height feet. 16½"W x 24"D x 29½"H with riser blocks and locking file drawers (for side-by-side use with a Parameter desk or workstation).

PRMP1624RBBFC			Box/box/file drawers, twin-wheel locking casters.	1700.00	1	126.6	11.66		100
---------------	--	--	---	---------	---	-------	-------	--	-----

HOW TO ORDER:

- Laminates, edge banding and frame finish colors are listed on pages xi-xii. The modesty panel is only available with a Silver Mist powder coat finish.
- To order, specify the model number, top, banding and frame finish color codes (e.g., PR3048P-MHG682BLK01-BLK01).



OFFICE & ADMINISTRATION FURNITURE

SOLD IN FULL CARTONS ONLY

Model No.	Stocked Models	Assemble to Order Models	Description	Unit Price F.O.B. Warehouse	No. of Ctns. Per Unit	Unit Weight	Unit Cube	Fed. Ex.	Freight Class
-----------	----------------	--------------------------	-------------	-----------------------------	-----------------------	-------------	-----------	----------	---------------

METAL BOOKCASES

All steel construction. Models are available in five height sizes. Shelves for all bookcases are constructed of steel and are adjustable in ½" increments. Shelves are 11" x 35 1/16" x ¾". Four steel shelf clips are included for use with each adjustable shelf. Metal surfaces are available with a powder coat finish.



BCM3630			36 1/8"W x 12 1/4"D x 30 1/4"H with two shelves (1 adj.).	550.00	1	45.6	9.53		125
BCM3642			36 1/8"W x 12 1/4"D x 42 1/4"H with three shelves (2 adj.).	650.00	1	58.8	13.24		125
BCM3652	✓ pg. 9		36 1/8"W x 12 1/4"D x 52 1/4"H with four shelves (3 adj.).	750.00	1	71.1	16.33		125
BCM3672		✓ pg. 41	36 1/8"W x 12 1/4"D x 72 1/4"H with five shelves (4 adj.).	1090.00	1	97.9	22.51		125
BCM3684		✓ pg. 41	36 1/8"W x 12 1/4"D x 84 1/4"H with six shelves (5 adj.).	1307.00	1	104.5	26.22		125

72" and 84" high bookcases must be anchored to a wall. See page 158 for more information.

HOW TO ORDER:

- Paint finish colors and color codes are listed on pages xi-xii.
- To order, specify the model number and paint finish color codes (e.g., BCM3630-BLK01).

METAL BOOKCASES WITH CASTERS

All steel construction. Models are available in four height sizes. Shelves for all bookcases are constructed of steel and are adjustable in ½" increments. Shelves are 11" x 35 1/16" x ¾". Four steel shelf clips are included for use with each adjustable shelf. Bookcases have four 5" swivel casters, 2 locking and 2 non-locking. The 2 locking casters are installed on the front of the bookcase. Metal surfaces are available with a powder coat finish.



BCMCAST3635			36 1/4"W x 18 1/4"D x 36 1/2"H with two shelves (1 adj.).	850.00	1	80.2	13.72		125
BCMCAST3648			36 1/4"W x 18 1/4"D x 48 1/2"H with three shelves (2 adj.).	950.00	1	97.5	19.06		125
BCMCAST3658			36 1/4"W x 18 1/4"D x 58 1/2"H with four shelves (3 adj.).	1050.00	1	112.8	23.51		125
BCMCAST3678			36 1/4"W x 18 1/4"D x 78 1/2"H with five shelves (4 adj.).	1300.00	1	136.8	32.41		125

HOW TO ORDER:

- Powder coat colors and color codes are listed on pages xi-xii.
- To order metal bookcases, specify the model number and color (e.g., BCMCAST3635-BLK01).

OFFICE & ADMINISTRATION FURNITURE

SOLD IN FULL CARTONS ONLY

Model No.	Stocked Models	Assemble to Order Models	Description	Unit Price F.O.B. Warehouse	Units Per Carton	Unit Weight	Unit Cube	Fed Ex.	Freight Class
-----------	----------------	--------------------------	-------------	-----------------------------	------------------	-------------	-----------	---------	---------------

STEEL-FRAME BOOKCASES

Steel-frame bookcases feature steel shelves that are adjustable in ½" increments. Two 36" wide and two 48" wide models are available. Top and sides are available with a ¾" thick particleboard core with thermofused melamine with ¾" profile T-mold edge banding. Metal surfaces are available with a powder coat finish. Optional tote trays are molded from high-impact plastic and measure 14½"W x 11½"D x 3"H. A 1" x 2½". For optional tote trays, specify model TT1412 and the quantity you wish to order. Tote trays are only available in Beige (BRN37) or Black (BLK01)



2BC3636		✓ pg. 41	36¾"W x 14¾"D x 36¾"H with 2 shelves (1 adj.).	1241.00	1	91.2	17.54		125
2BC3648		✓ pg. 41	36¾"W x 14¾"D x 48¾"H with 3 shelves (2 adj.).	1322.00	1	111.2	22.30		125
2BC4836		✓ pg. 41	48¾"W x 14¾"D x 36¾"H with 2 shelves (1 adj.).	1313.00	1	113.9	17.54		125
2BC4848		✓ pg. 41	48¾"W x 14¾"D x 48¾"H with 3 shelves (2 adj.).	1399.00	1	139.9	22.30		125

OPTIONS

TT1412			Tote tray, 14½"W x 11½"D x 3"H.	43.00	12	0.9	0.13	*	100
--------	--	--	---------------------------------	-------	----	-----	------	---	-----

HOW TO ORDER:

- Laminates, edge banding and frame finish colors are listed on pages xi-xii.
- Tote trays are only available in Beige (BRN37) or Black (BLK01). To order, specify the model number and tote tray color (e.g., TT1412-BRN37)
- To order, specify the model number, laminate, banding and frame finish color codes (e.g., 2BC3636-OAK084BLK01-BLK01).
- NOTE: Standard laminated thermofused melamine surfaces are Fusion Maple (MPL385), Grey Nebula (GRY091), Medium Oak (OAK084) and Walnut (WAL078). Additional high-pressure laminated finishes may be available for an additional charge, and may require an extended lead-time. Please contact your local Virco Sales Representative for more information.

PLATEAU® SERIES BOOKCASES

Steel-frame bookcases feature steel shelves that are adjustable in ½" increments. Two 36¾" wide and two 48¾" wide models are available. Tops and sides are available with a 1½" thick particleboard core with high-pressure laminate surface with 1½" profile T-mold edge banding. Metal surfaces are available with a powder coat finish.



PTBC2948			48¾"W x 14¾"D x 29"H with 2 shelves (1 adj.).	1737.00	1	122.0	20.54		125
PTBC4848			48¾"W x 14¾"D x 48"H with 3 shelves (2 adj.).	1890.00	1	175.0	31.86		125
PTBC6048			48¾"W x 14¾"D x 60"H with 4 shelves (3 adj.).	2268.00	1	205.0	39.00		125

60" and 72" high bookcases must be anchored to a wall. See page 158 for more information.

HOW TO ORDER:

- Laminates, edge banding and frame finish colors are listed on pages xi-xii.
- To order, specify the model number, laminate, frame finish color codes (e.g., PTBC4848-MPL385-BLK01).

OFFICE & ADMINISTRATION FURNITURE

SOLD IN FULL CARTONS ONLY

Model No.	Stocked Models	Assemble to Order Models	Description	Unit Price F.O.B. Warehouse	Units Per Carton	Unit Weight	Unit Cube	Fed Ex.	Freight Class
-----------	----------------	--------------------------	-------------	-----------------------------	------------------	-------------	-----------	---------	---------------

53 SERIES LATERAL FILES

Lateral files come in 2-drawer, 4-drawer and 5-drawer models that are available in 42", 36" and 30" widths. All models are equipped with: deluxe steel ball bearing slides; an integral lock that controls all drawers; an interlock system that enhances safety by allowing only one drawer to be opened at a time. A counterweight is included with each lateral file model to help prevent tipping when drawers are fully extended. Lateral files are equipped with full-extension heavy-duty steel ball-bearing slides on all drawers and integrated drawer pulls. A core-removable lock secures all drawers with one lock assembly ("gang locking"). A Keyed-Alike option is available. By choosing the Keyed-Alike option, customers can purchase lock cores for multiple lateral file units, and for other selected Virco models with locks, that open by means of a single key. Metal surfaces are available with a powder coat finish. An optional conversion bar kit, consisting of four powder coated steel bars, enables lateral files to accommodate legal size and letter size documents from front to back, rather than from side to side. For an optional conversion bar kit, specify model CBKLF. Optional drawer divider kit, consisting of one powder coated steel drawer divider, is available to help organize lateral file drawers. For an optional drawer divider kit, specify model 53LFDD.



53LF422D		✓ pg. 41	42"W x 18"D x 28"H, 2-drawer.	1786.00	1	147.3	14.67		100
53LF424D		✓ pg. 41	42"W x 18"D x 52"H, 4-drawer.	2892.00	1	227.3	26.94		100
53LF425D			42"W x 18"D x 64"H, 5-drawer.	3711.00	1	272.3	33.07		100

OPTIONS

CBKLF			Conversion Bar Kit, four powder coated steel bars enables lateral files to accommodate legal size and letter size documents from front to back, rather than from side to side.	69.00	1	1.1	0.00		70
53LFDD			Drawer Divider Kit, steel drawer divider.	30.00	1	1.3	0.03		70
53FKEY			Keyed-alike lock core tumbler; includes 2 keys; one change-out control key for each keyed-alike area.	132.00	1	0.1	0.09		70



IMPORTANT: When ordering, indicate the number of keyed-alike cores by referencing the number in terms of a "pack." For example, if you want all the locks in a room keyed-alike, count the number of locks and indicate that number next to the model number as a pack (i.e. 53FKEY-8). You would receive 8 lock core tumblers with the same code, 2 keys for each lock, and 1 change-out control key. You will receive one change-out control key for each keyed-alike area.

HOW TO ORDER:

- Paint finish colors and color codes are listed on pages xi-xii.
- To order, specify the model number and paint finish color codes e.g., 53LF422D-BLK01).

5300 SERIES LATERAL FILES

53LF242L			2-drawer, full pull, steel, 42"W x 18 $\frac{1}{8}$ "D x 27 $\frac{1}{16}$ "H, letter or legal with lock.	2535.00	1	156.0	12.30		100
53LF342L			3-drawer, full pull, steel, 42"W x 18 $\frac{1}{8}$ "D x 39 $\frac{3}{16}$ "H, letter or legal with lock.	3423.00	1	168.0	18.90		100
53LF442L			4-drawer, full pull, steel, 42"W x 18 $\frac{1}{8}$ "D x 53 $\frac{3}{8}$ "H, letter or legal with lock.	4397.00	1	265.0	24.90		100
53LF542L			5-drawer, full pull, steel, 42"W x 18 $\frac{1}{8}$ "D x 65 $\frac{1}{4}$ "H, letter or legal with lock.	5459.00	1	335.0	30.40		100

HOW TO ORDER:

- Paint finish colors and color codes are listed below.
- To order, specify the model number and paint finish color codes (e.g., 53LF242L-BLK01).

Paint Finish Colors:

Char Black-BLK01
Light Grey-GRY03
Putty-WHT05



OFFICE & ADMINISTRATION FURNITURE

SOLD IN FULL CARTONS ONLY

Model No.	Stocked Models	Assemble to Order Models	Description	Unit Price F.O.B. Warehouse	Units Per Carton	Unit Weight	Unit Cube	Fed Ex.	Freight Class
-----------	----------------	--------------------------	-------------	-----------------------------	------------------	-------------	-----------	---------	---------------

53 SERIES VERTICAL FILES

All steel vertical files come in a total of six 2-drawer, 4-drawer and 5-drawer models with deluxe steel ball bearing slides for organizing letter and legal size documents. All models are equipped with an integral lock that controls all drawers, an anti-tip feature to allow only one drawer at a time to extend. Vertical files are equipped with full-extension steel ball-bearing slides on all drawers and integrated drawer pulls. A core-removable lock secures all drawers with one lock assembly ("gang locking"). A keyed-alike option is available. By choosing the keyed-alike option, customers can purchase lock cores for multiple vertical file units, and for other selected Virco models with locks, that open by means of a single key. Metal surfaces are available with a powder coat finish. A counterweight is included with each vertical file model to help prevent tipping when drawers are fully extended. An optional conversion bar kit, consisting of two powder coated steel bars, enables letter size vertical files to accommodate legal size files when the files are oriented sideways. For an optional conversion bar kit, specify model CBK.

53VF154D		✓ pg. 41	4 letter-sized drawers with lock, 15"W x 26½"D x 52"H	1797.00	1	155.7	14.28		100
53VF184D			4 legal-sized drawers with lock, 18½"W x 26½"D x 52"H	2195.00	1	168.1	16.82		100
53VF452LHF			4 letter-sized drawers with lock, 15"W x 28"D x 52"H	2892.00	1	152.0	12.60		100

OPTIONS

CBK			Conversion bar kit.	106.00	1	0.5	0.00		70
53FKEY			Keyed-alike lock core tumbler; includes 2 keys; one change-out control key for each keyed-alike area.	132.00	1	0.1	0.09		70

IMPORTANT: When ordering, indicate the number of keyed-alike cores by referencing the number in terms of a "pack." For example, if you want all the locks in a room keyed-alike, count the number of locks and indicate that number next to the model number as a pack (i.e. 53FKEY-8). You would receive 8 lock core tumblers with the same code, 2 keys for each lock, and 1 change-out control key. You will receive one change-out control key for each keyed-alike area.

HOW TO ORDER:

- Paint finish colors and color codes are listed on pages xi-xii.
- To order, specify the model number and paint finish color codes (e.g., 53VF152D-BLK01).

54 SERIES VERTICAL FILES

All steel vertical files come in a total of six 2-drawer, 4-drawer and 5-drawer models with deluxe steel ball bearing slides for organizing letter and legal size documents. All models are equipped with an anti-tip feature to allow only one drawer at a time to extend, and integrated drawer pulls. Vertical files are equipped with full-extension steel ball-bearing slides on all drawers, which also have a pull and label holder. A core-removable lock secures all drawers with one lock assembly ("gang locking"). A Keyed-Alike option is available. By choosing the Keyed-Alike option, customers can purchase lock cores for multiple vertical file units, and for other selected Virco models with locks, that open by means of a single key. Metal surfaces are available with a powder coat finish. A counterweight is included with each vertical file model to help prevent tipping when drawers are fully extended. An optional conversion bar kit, consisting of two powder coated steel bars, enables letter size vertical files to accommodate legal size files when the files are oriented sideways. For an optional conversion bar kit, specify model CBK.

54VF152D		✓ pg. 42	15"W x 26½"D x 28½"H, 2 letter-sized drawers with lock.	926.00	1	94.0	7.77		100
54VF154D	✓ pg. 9		15"W x 26½"D x 52½"H, 4 letter-sized drawers with lock.	1421.00	1	155.7	14.28		100
54VF182D			18"W x 26½"D x 28"H, 2 legal-sized drawers with lock.	1366.00	1	98.0	9.16		100
54VF184D		✓ pg. 42	18"W x 26½"D x 52"H, 4 legal-sized drawers with lock.	2104.00	1	168.1	16.82		100

OPTIONS

CBK			Conversion bar kit.	106.00	1	0.5	0.00		70
CBKLG			Conversion bar kit for legal-sized vertical files.	37.00	1	0.6	0.00		70
53FKEY			Keyed-alike lock core tumbler; includes 2 keys; one change-out control key for each keyed-alike area.	132.00	1	0.1	0.09		70

IMPORTANT: When ordering, indicate the number of keyed-alike cores by referencing the number in terms of a "pack." For example, if you want all the locks in a room keyed-alike, count the number of locks and indicate that number next to the model number as a pack (i.e. 53FKEY-8). You would receive 8 lock core tumblers with the same code, 2 keys for each lock, and 1 change-out control key. You will receive one change-out control key for each keyed-alike area.

HOW TO ORDER:

- Paint finish colors and color codes are listed on pages xi-xii.
- To order, specify the model number and paint finish color codes (e.g., 54VF152D-BLK01).



Products on this page are Greenguard® certified.

Virco®

OFFICE & ADMINISTRATION FURNITURE

SOLD IN FULL CARTONS ONLY

Model No.	Stocked Models	Assemble to Order Models	Description	Unit Price F.O.B. Warehouse	Units Per Carton	Unit Weight	Unit Cube	Fed Ex.	Freight Class
-----------	----------------	--------------------------	-------------	-----------------------------	------------------	-------------	-----------	---------	---------------

MOBILE STORAGE CABINETS

Cabinets have a steel frame. Outer and inner panels are available with a ¾" thick particleboard core with thermofused melamine with ¾" profile T-mold edge banding. A magnetic catch secures each door in a closed position. Each door has a steel disc tumbler lock that pivots up into a slit in the steel frame for secure locking strength. Steel shelves adjust in ½" increments with steel clips that lock into steel adjusting strips. Pull handles are ¾" chromed tubular steel and are recessed in down position and pivot upward and lock in operating position. Cabinets are equipped with (2) 5" swivel casters with a tread lock brake and (2) 5" swivel casters without a brake. Casters have a 2" tread width. Metal surfaces are available with a powder coat finish.



2301-15TT			48"W x 28"D x 36"H, five steel shelves, 15 Beige tote trays, 2 hinged doors.	2890.00	5	287.2	38.10		Call
-----------	--	--	--	---------	---	-------	-------	--	------



2301-15TTMMB			48"W x 28"D x 36"H, magnetic marker back, five steel shelves, 15 tote trays, 2 hinged doors.	3025.00	5	287.2	38.10		125
--------------	--	--	--	---------	---	-------	-------	--	-----



2301DFND			48"W x 28"D x 36"H, each side as one adjustable steel shelf and no doors.	2376.00	2	201.4	32.14		Call
----------	--	--	---	---------	---	-------	-------	--	------



2321			48"W x 28"D x 36"H, One 44"W x 24½"D paper drawer, one adjustable steel shelf, 2 hinged doors.	3132.00	1	325.0	31.52		125
------	--	--	--	---------	---	-------	-------	--	-----



2321MMB			48"W x 28"D x 36"H, magnetic marker back, one 44"W x 24½"D paper drawer, one adjustable steel shelf, 2 hinged doors.	3402.00	1	338.0	31.50		125
---------	--	--	--	---------	---	-------	-------	--	-----



2325		✓ pg. 42	48"W x 28"D x 36"H, five 44"W x 24½"D x 3½"H paper drawers.	4031.00	1	261.0	31.52		125
------	--	-------------	---	---------	---	-------	-------	--	-----



2325MMB			48"W x 28"D x 36"H, magnetic marker back, five 44"W x 24½"D paper drawers.	4301.00	1	274.0	31.52		125
---------	--	--	--	---------	---	-------	-------	--	-----



2501		✓ pg. 42	48"W x 28"D x 66"H, four adjustable steel shelves, two hinged doors.	4266.00	3	361.6	58.31		Call
------	--	-------------	--	---------	---	-------	-------	--	------



2501MMB			48"W x 28"D x 66"H, magnetic marker back, 4 adjustable steel shelves and 2 hinged doors.	4536.00	3	387.3	0.00		Call
---------	--	--	--	---------	---	-------	------	--	------



2501-30TT			48"W x 28"D x 66"H, 10 steel shelves, 30 Beige tote trays, 2 hinged doors.	5940.00	9	487.6	69.42		125
-----------	--	--	--	---------	---	-------	-------	--	-----



2501-30TTMMB			48"W x 28"D x 66"H, magnetic marker back, 10 steel shelves, 30 tote trays, 2 hinged doors.	6210.00	9	513.2	69.42		125
--------------	--	--	--	---------	---	-------	-------	--	-----



2502			48"W x 28"D x 66"H, eight adjustable steel shelves and 2 hinged doors.	4671.00	1	382.2	55.57		125
------	--	--	--	---------	---	-------	-------	--	-----



2502MMB			48"W x 28"D x 66"H, magnetic marker back, eight adjustable steel shelves and 2 hinged doors.	4941.00	1	407.8	51.33		125
---------	--	--	--	---------	---	-------	-------	--	-----



2509-24DF			48"W x 28"D x 66"H, 12 cubicles each side, 2 hinged doors each side.	4887.00	1	473.4	55.57		125
-----------	--	--	--	---------	---	-------	-------	--	-----

2513		✓ pg. 42	48"W x 28"D x 66"H, two adjustable steel shelves, two 13¾"W x 19¾"D x 11½"H file drawers, two one 12" coat rod, 44"W x 24½"D x 3½"H, paper drawers, one 8"W x 11"H vanity mirror, two hinged doors.	5886.00	1	474.0	55.57		125
------	--	-------------	---	---------	---	-------	-------	--	-----

2513MMB			48"W x 28"D x 66"H, magnetic marker back, 2 adjustable steel shelves, 2 file drawers, 2 paper drawers, 1 coat rod, 1 vanity mirror, 2 hinged doors.	6156.00	1	499.7	52.25		125
---------	--	--	---	---------	---	-------	-------	--	-----

2601		✓ pg. 42	48"W x 28"D x 72"H, five adjustable steel shelves, two hinged doors.	4509.00	4	401.5	63.97		Call
------	--	-------------	--	---------	---	-------	-------	--	------

2601MMB			48"W x 28"D x 72"H, magnetic marker back, 5 adjustable steel shelves and 2 hinged doors.	4779.00	4	401.5	63.97		Call
---------	--	--	--	---------	---	-------	-------	--	------



OFFICE & ADMINISTRATION FURNITURE

SOLD IN FULL CARTONS ONLY

Model No.	Stocked Models	Assemble to Order Models	Description	Unit Price F.O.B. Warehouse	No. of Ctns. Per Unit	Unit Weight	Unit Cube	Fed. Ex.	Freight Class
-----------	----------------	--------------------------	-------------	-----------------------------	-----------------------	-------------	-----------	----------	---------------

MOBILE STORAGE CABINETS continued

OPTIONS

TT0919			Tote tray, 9"W x 19"D x 4 $\frac{3}{8}$ "H. Available in Beige or Black only.	43.00	12	1.0	0.17	*	100
TT1412			Tote tray, 14 $\frac{1}{2}$ "W x 11 $\frac{1}{2}$ "D x 3"H. Available in Beige or Black only.	43.00	12	0.9	0.13	*	100
TT1419			Tote tray, 13 $\frac{3}{4}$ "W x 19"D x 4 $\frac{3}{8}$ "H. Available in Beige or Black only.	43.00	12	1.6	0.26	*	100
2S3424			Steel shelf for mobile cabinet, 34"W x 24"D. Antique White.	135.00	2	11.9	0.50	*	70
2S4812			Steel shelf for mobile cabinet, 48"W x 12"D. Antique White.	119.00	2	9.2	0.31	*	70
2S4824			Steel shelf for mobile cabinet, 48"W x 24"D. Antique White.	173.00	2	16.7	0.69		100

HOW TO ORDER:

- Laminate and edge banding colors are listed on pages xi-xii.
- Tote trays are only available in Beige (BRN37) or Black (BLK01). To order, specify the model number and tote tray color (e.g., TT1412-BRN37).
- Steel shelves come standard in Antique White (WHT22). To order, specify the model number and color (e.g., 2S3424-WHT22).
- To order mobile storage cabinets, specify the model number and color code (e.g., 2501-OAK084-BLK01).
- NOTE: Standard laminated thermofused melamine surfaces are Fusion Maple (MPL385), Grey Nebula (GRY091), Medium Oak (OAK084) and Walnut (WAL078). Additional high-pressure laminated finishes may be available for an additional charge, and may require an extended lead-time. Please contact your local Virco Sales Representative for more information.

MOBILE STORAGE CABINETS - Mobile Storage Cabinet with Optional Tote Trays

Cabinets have a steel frame, laminated panel surfaces, tote tray rails, and clear plastic tote trays (sold separately). Outer and inner panels are available with a $\frac{3}{4}$ " thick particle-board core with thermofused melamine with $\frac{3}{4}$ " profile T-mold edge banding. These cabinets can accommodate up to forty - 3" tote trays; or twenty - 6" tote trays; or eight - 12" tote trays; or a combination of the various sizes. Tote tray runners are supplied to support individual tote trays while in the cabinet and allow the tote trays to easily slide in and out. Cabinets are equipped with a quantity of runners to support up to forty - 3" tote trays. Tote tray runners are made of durable polypropylene. Models without doors are coded "ND". Optional marker board backs are available on designated models. Models with marker board back are coded "MB". Cabinets are equipped with (two) 5" swivel casters with a tread lock brake and (two) 5" swivel casters without a brake. Casters have a 2" tread width. Metal surfaces are available with a powder coat finish.

2703MBTT			56 $\frac{1}{16}$ "W x 22"D x 47 $\frac{1}{16}$ "H, marker board on back.	3132.00	1	300.2	36.07		125
2703NDBTT			56 $\frac{1}{16}$ "W x 22"D x 47 $\frac{1}{16}$ "H, open faced without doors, markerboard on back.	2727.00	1	249.0	36.07		125
2703NDTT			56 $\frac{1}{16}$ "W x 22"D x 47 $\frac{1}{16}$ "H, open faced without doors.	2457.00	1	243.7	36.07		125
2703TT			56 $\frac{1}{16}$ "W x 22"D x 47 $\frac{1}{16}$ "H.	2862.00	1	294.9	36.07		125

OPTIONS

TT121812			Tote tray, 12 $\frac{1}{4}$ "W x 18 $\frac{3}{8}$ "D x 12"H, clear poly plastic.	108.00	2	4.5	1.08	*	100
TT12183			Tote tray, 12 $\frac{1}{4}$ "W x 18 $\frac{3}{8}$ "D x 3"H, clear poly plastic.	49.00	10	1.7	0.18	*	100
TT12186			Tote tray, 12 $\frac{1}{4}$ "W x 18 $\frac{3}{8}$ "D x 6"H, clear poly plastic.	81.00	4	2.7	0.54	*	100

HOW TO ORDER:

- Laminate and edge banding colors are listed on pages xi-xii.
- To order mobile storage cabinets, specify the model number and color code (e.g., 2703MBTT-OAK084-BLK01).
- Tote trays are only available in Clear (CLR). To order, specify the model number and CLR. (e.g., TT121812-CLR).
- NOTE: Standard laminated thermofused melamine surfaces are Fusion Maple (MPL385), Grey Nebula (GRY091), Medium Oak (OAK084) and Walnut (WAL078). Additional high-pressure laminated finishes may be available for an additional charge, and may require an extended lead-time. Please contact your local Virco Sales Representative for more information.



Products on this page are Greenguard® certified.

Virco®

OFFICE & ADMINISTRATION FURNITURE

SOLD IN FULL CARTONS ONLY

Model No.	Stocked Models	Assemble to Order Models	Description	Unit Price F.O.B. Warehouse	Units Per Carton	Unit Weight	Unit Cube	Fed Ex.	Freight Class
-----------	----------------	--------------------------	-------------	-----------------------------	------------------	-------------	-----------	---------	---------------

PLATEAU® SERIES - Mobile Storage Cabinets with Optional Tote Trays

Cabinets have a steel frame, laminated panel surfaces, tote tray rails, and clear plastic tote trays (sold separately). Outer and inner panels are available with a 3/4" thick particleboard core with thermofused melamine with 3/4" profile T-mold edge banding. Cabinets can accommodate up to thirty-six - 3" tote trays; or eighteen - 6" tote trays; or nine - 12" tote trays; or a combination of the various sizes. Tote tray runners are supplied to support individual tote trays while in the cabinet and allow the tote trays to easily slide in and out. Cabinets are equipped with a quantity of runners to support up to thirty-six - 3" tote trays. Tote tray runners are made of durable polypropylene. Optional marker board backs are available on designated models. Models with marker board back are coded "MB". Cabinets are equipped with four 3" twin-wheel swivel casters with a brake. Metal surfaces are available with a powder coat finish. Optional marker board back is available on designated models. Models with marker board back are coded "MB". Optional cork board back is available on designated models. Models with cork board back are coded "CB".



PTMS5145CCBTT			45"W x 21"D x 51 1/8"H, cork board on back.	4011.00	1	208.3	31.86		125
PTMS5145CMBTT			45"W x 21"D x 51 1/8"H, markerboard on back.	3111.00	1	171.0	31.86		125
PTMS5145CTT			45"W x 21"D x 51 1/8"H, laminated panels on back.	2971.00	1	171.0	31.86		125
OPTIONS									
TT121812			Tote tray, 12 1/4"W x 18 1/2"D x 12"H, clear poly plastic.	108.00	2	4.5	1.08	*	100
TT12183			Tote tray, 12 1/4"W x 18 1/2"D x 3"H, clear poly plastic.	49.00	10	1.7	0.18	*	100
TT12186			Tote tray, 12 1/4"W x 18 1/2"D x 6"H, clear poly plastic.	81.00	4	2.7	0.54	*	100

HOW TO ORDER:

- Laminate and edge banding colors are listed on pages xi-xii.
- Tote trays are only available in Clear (CLR). To order, specify the model number and CLR. (e.g., TT121812-CLR).
- To order, specify the model number, laminate, banding and frame finish color codes (PTMS5145CCBTT-MPL385-BLK01).

53 SERIES METAL STORAGE CABINETS

All steel storage cabinets. Premium construction features include full-length door hinges, a three-point locking system and all-steel 17" x 35 1/8" x 3/4" shelves. Shelves are adjustable in 1/2" increments. Four steel shelf clips are included for use with each adjustable shelf. A core-removable lock controls both doors with one lock assembly ("gang locking"). A Keyed-Alike option is available. By choosing the Keyed-Alike option, customers can purchase lock cores for multiple 53 Series steel storage cabinets, and for other selected Virco models with locks, that open by means of a single key. Metal surfaces are available with a powder coat finish.



53CAB361830			36 1/4"W x 18 1/4"D x 30 1/4"H, with two shelves (1 adj.).	1150.00	1	84.6	13.74		125
53CAB361842			36 1/4"W x 18 1/4"D x 42 1/4"H, with three shelves (2 adj.).	1318.00	1	107.4	19.08		125
53CAB361852			36 1/4"W x 18 1/4"D x 52 1/4"H, with four shelves (3 adj.).	1524.00	1	127.2	23.54		125
53CAB361864			36 1/4"W x 18 1/4"D x 64 1/4"H, with five shelves (4 adj.).	2031.00	1	132.3	28.88		125
53CAB361872		✓ pg. 42	36 1/4"W x 18 1/4"D x 72 1/4"H, with six shelves (5 adj.).	2070.00	1	169.9	32.44		125

OPTIONS

53FKEY			Keyed-alike lock core tumbler; includes 2 keys; one change-out control key for each keyed-alike area.	132.00	1	0.1	0.09		70
--------	--	--	---	--------	---	-----	------	--	----

IMPORTANT: When ordering, indicate the number of keyed-alike cores by referencing the number in terms of a "pack." For example, if you want all the locks in a room keyed-alike, count the number of locks and indicate that number next to the model number as a pack (i.e. 53FKEY-8). You would receive 8 lock core tumblers with the same code, 2 keys for each lock, and 1 change-out control key. You will receive one change-out control key for each keyed-alike area.

HOW TO ORDER:

- Paint finish colors and color codes are listed on pages xi-xii.
- To order, specify the model number and paint finish color codes (e.g., 53CAB361830-WHT05).

OFFICE & ADMINISTRATION FURNITURE

SOLD IN FULL CARTONS ONLY

Model No.	Stocked Models	Assemble to Order Models	Description	Unit Price F.O.B. Warehouse	Units Per Carton	Unit Weight	Unit Cube	Fed Ex.	Freight Class
-----------	----------------	--------------------------	-------------	-----------------------------	------------------	-------------	-----------	---------	---------------

53 SERIES WARDROBE TOWERS

All steel storage cabinets. Premium construction features include a garment storage area featuring a coat rod and a locking door. Models are available with a cupboard storage area with an adjustable shelf and a locking door, and two locking file drawers. All-steel 13 $\frac{3}{16}$ " x 22 $\frac{1}{2}$ " x $\frac{3}{4}$ " shelves. Shelves are adjustable in $\frac{1}{2}$ " increments. Four steel shelf clips are included for use with each adjustable shelf. A core-removable lock controls both doors with one lock assembly ("gang locking"). A Keyed-Alike option is available. By choosing the Keyed-Alike option, customers can purchase lock cores for multiple 53 Series steel storage cabinets, and for other selected Virco models with locks, that open by means of a single key. Metal surfaces are available with a powder coat finish.

53TW1			24 $\frac{1}{4}$ "W x 24 $\frac{1}{4}$ "D x 64 $\frac{1}{8}$ "H, right-side locking garment storage area with coat rod, 2 left-side locking file drawers & cupboard.	3008.00	1	191.7	25.55		125
53TW2			24 $\frac{1}{4}$ "W x 24 $\frac{1}{4}$ "D x 64 $\frac{1}{8}$ "H, left-side locking garment storage area with coat rod, 2 right-side locking file drawers & cupboard.	3008.00	1	191.7	25.55		125
53TW3			24 $\frac{1}{4}$ "W x 24 $\frac{1}{4}$ "D x 64 $\frac{1}{8}$ "H, right-side locking garment storage area with coat rod, 2 left-side locking box drawers, file drawer & cupboard.	3239.00	1	194.8	25.55		125
53TW4		✓ pg. 42	24 $\frac{1}{4}$ "W x 24 $\frac{1}{4}$ "D x 64 $\frac{1}{8}$ "H, left-side locking garment storage area with coat rod, 2 right-side locking box drawers, file drawer & cupboard.	3239.00	1	194.8	25.55		125

OPTIONS

53FKEY			Keyed-alike lock core tumbler; includes 2 keys; one change-out control key for each keyed-alike area.	132.00	1	0.1	0.09		70
--------	--	--	---	--------	---	-----	------	--	----

IMPORTANT: When ordering, indicate the number of keyed-alike cores by referencing the number in terms of a "pack." For example, if you want all the locks in a room keyed-alike, count the number of locks and indicate that number next to the model number as a pack (i.e. 53FKEY-8). You would receive 8 lock core tumblers with the same code, 2 keys for each lock, and 1 change-out control key. You will receive one change-out control key for each keyed-alike area.

HOW TO ORDER:

- Paint finish colors and color codes are listed on pages xi-xii.
- To order, specify the model number and paint finish color codes (e.g., 53TW1-BLK01).

4300 SERIES

Task chairs feature an upholstered seat and back. Model 4300 is available with a gas cylinder for easy seat height adjustment. Model 4301 features a gas cylinder for easy seat height adjustment, and a mechanism that allows independent adjustments of the seat and back. The seats have a contoured plywood core covered with a contoured 100% polyurethane foam cushion. The mechanism attaches to the seat core and allows for independent adjustment of seat height and back location (front to back) by means of a tension knob. Gas cylinder is a gas spring type with a steel cylinder housing. Ball bearings are placed in the housing to allow swivel movement. Five-prong base made of glass-reinforced nylon and are tapered to accept the gas cylinder. Five 2" diameter, dual wheel, hooded swivel casters made of high-impact plastic with steel stems and lock-fit expansion rings. Optional dual wheel, molded nylon soft casters are available; to order, specify U43CAST. Optional press-fit glides with nylon housings and foot pads are available. For optional glides, specify UGLIDE. Optional arms are either adjustable height plastic T-arms or self-skinned urethane wing arms. For optional wing arms, specify 43WARM. For optional T-arms, Specify 43TARM. Seats and backs are available in a variety of upholstery fabrics.

4300		✓ pg. 43	Seat height adjusts from 17" to 22". Back height is 17". Seat depth is 18 $\frac{1}{2}$ ". Overall width shall be 19 $\frac{1}{4}$ ". Maximum overall height is 39".	578.00	1	31.6	4.82		100
4301		✓ pg. 43	Seat height adjusts from 17 $\frac{3}{4}$ " to 22 $\frac{3}{4}$ ". Back height is 16 $\frac{1}{2}$ ". Seat depth shall be 18 $\frac{1}{2}$ ". Overall width is 19 $\frac{1}{4}$ ". Maximum overall height is 38".	616.00	1	34.7	4.82		100

OPTIONS

43WARM			Wing arm, non-adjustable. Black frame.	103.00	1	8.4	0.75		100
43TARM			T-arm, adjustable height, padded self-skinned urethane arm rest. Black frame.	85.00	1	7.8	0.57		100
U43CAST			Soft caster pack (5).	46.00	1	1.4	0.09		65
UGLIDE			Fixed Glides (5 pack).	48.00	1	1.0	0.09		65

HOW TO ORDER:

- Upholstery and base color codes are listed on pages xi-xii.
- To order, specify the model number, upholstery color, and frame finish color (e.g., 4300-GRY215-BLK01).

Upholstery Colors:
 Confetti Black-BLK258
 Confetti Burgundy-RED216
 Confetti Grey-GRY215
 Confetti Navy-BLU214

Base Color:
 Char Black-BLK01



Products on this page are Greenguard® certified.

Virco®

OFFICE & ADMINISTRATION FURNITURE

SOLD IN FULL CARTONS ONLY

Model No.	Stocked Models	Assemble to Order Models	Description	Unit Price F.O.B. Warehouse	Units Per Carton	Unit Weight	Unit Cube	Fed Ex.	Freight Class
-----------	----------------	--------------------------	-------------	-----------------------------	------------------	-------------	-----------	---------	---------------

4400 SERIES



4440A		✓ pg. 43	Black mesh back, molded foam Black fabric seat, Black contoured arms, 4 leg Black steel tube frame, Black nylon floor glides. Seat: 18"D x 18½"W x 19"H.	636.00	2	22.5	1.67	*	100
4442A			Task chair. 1 paddle, tilt lock mechanism, pneumatic seat height adjustment, padded swing back pivoting arms, polyurethane dual wheel casters, 25" nylon base, air fresh mesh back, molded foam black fabric seat. 23½"W x 26"D x 32½"-35¼"H.	735.00	1	34.0	4.51	*	100
4445A	✓ pg. 6		Black mesh mid-back, molded foam Black fabric seat, height and width adjustable arms, seat slider, tilt tension control, 4 paddle task mechanism, dual wheel casters. Seat: 19"D x 21"W x 18¼"-22½"H.	1234.00	1	56.0	5.27	*	100
4448A		✓ pg. 43	Mid-back, Black Eco leather (PU) upholstery, polished aluminum arms with scuff-resistant arm pads, 5 position tilt lock, tilt tension control, pneumatic seat height adjustment, polished aluminum 27" base, dual wheel casters. Seat: 19½"D x 20½"W x 17½"-20½"H.	1483.00	1	54.0	7.22	*	150
4449A		✓ pg. 43	High-back, Black Eco leather (PU) upholstery, polished aluminum arms with scuff-resistant arm pads, 5 position tilt lock, tilt tension control, pneumatic seat height adjustment, polished aluminum 27" base, dual wheel casters. Seat: 19½"D x 20½"W x 17½"-20½"H.	1732.00	1	59.0	7.45	*	150

HOW TO ORDER:

- To order, specify the model number (e.g., 4440A-BLK01-BLK01).

MESH-BACK OFFICE CHAIRS



4435A		✓ pg. 43	Management chair, mesh-back, pneumatic seat-height adjustment, 2-to-1 synchro-tilt, adjustable height arms. Black.	960.00	1	41.0	5.28		100
4430			Guest chair, mesh-back, fixed angled T-arms, sled-based, 22½"W x 27"D x 33"H. Black.	855.00	1	38.5	5.59		125

HOW TO ORDER:

- To order, specify the model number and BLK01 (e.g., 4435A-BLK01).













CAFE TABLES AND SEATING

SOLD IN FULL CARTONS ONLY

Model No.	Stocked Models	Assemble to Order Models	Description	Unit Price F.O.B. Warehouse	No. of Ctns. Per Unit	Unit Weight	Unit Cube	Fed Ex.	Freight Class
-----------	----------------	--------------------------	-------------	-----------------------------	-----------------------	-------------	-----------	---------	---------------

CAFÉ TABLE TOPS

Models are available with a 1½" thick particleboard-core high-pressure laminate work surface with 1½" profile T-mold edge banding.

	U2424		24"W x 24"L.	129.00	1	19.8	0.69		70
	U2430		24"W x 30"L.	163.00	1	27.8	0.84		70
	U3030		30"W x 30"L.	189.00	1	29.2	1.01		70
	U3042		30"W x 42"L.	235.00	1	42.6	1.41		70
	U3048		30"W x 48"L.	248.00	1	47.6	1.58		70
	U3636		36"W x 36"L.	238.00	1	42.0	1.45		70
	U4242		42"W x 42"L.	302.00	1	53.8	1.83		70
	U24R		24" round.	129.00	1	14.8	0.61		70
	U30R		30" round.	189.00	1	23.0	1.02		70
	U36R		36" round.	238.00	1	31.8	1.39		70
	U42R		42" round.	302.00	1	45.4	1.87		70
	U48R		48" round.	378.00	1	57.2	2.41		70



HOW TO ORDER:

- Laminate and edge banding colors are listed on pages xi-xii.
- To order, specify the model number and the laminate and banding color codes (e.g., U3636-MPL385BRN38).

STEEL CAFÉ TABLE BASES

3" diameter tubular steel column, x- shaped die-cast aluminum feet and 2" diameter nylon glides. Four adjustable glides which are made of nylon plastic. All metal components are available chromed.

Series 664

	66422		22" base spread, 27⅞" top height. Accepts Virco table top models U24R, U2424 and U30R.	350.00	1	18.0	2.34		70
	66433		33" base spread, 27⅞" top height. Accepts Virco table top models U36R, U3636, U42R, U4242 and U48R.	393.00	1	20.3	2.93		70

HOW TO ORDER:

- Color and color code are listed below.
- To order, specify the model number and frame finish color (e.g., 66433-CHRM).

Base Finish Color:

Chrome-CHRM



Products on this page are Greenguard® certified.

Virco®

CAFE TABLES AND SEATING

SOLD IN FULL CARTONS ONLY

Model No.	Stocked Models	Assemble to Order Models	Description	Unit Price F.O.B. Warehouse	No. of Ctns. Per Unit	Unit Weight	Unit Cube	Fed Ex.	Freight Class
-----------	----------------	--------------------------	-------------	-----------------------------	-----------------------	-------------	-----------	---------	---------------

CAST-IRON CAFÉ TABLE BASES

One-piece cast-iron base with a 3" diameter column. Available with a powder coat finish.

Series 638

63817			17" base diameter, 30" top height. Accepts Virco table top models U24R and U2424.	172.00	2	26.0	2.56		70
63822			22" base diameter, 30" top height. Accepts Virco table top models U30R, U3030 and U36R.	213.00	2	38.0	2.79		70
63822SU			22" base diameter, 43" top height. Accepts Virco table top models U30R, U3030 and U36R.	296.00	2	41.0	3.60		70

Series 668

66822			22" base spread, 29" top height. Accepts Virco table top models U24R, U2424 and U30R.	151.00	2	21.0	2.21		70
66833			33" base spread, 29" top height. Accepts Virco table top models U36R, U3636 and U42R.	202.00	2	29.0	2.76		70
66833SU			33" base spread, 42" top height. Accepts Virco table top models U36R, U3636 and U42R.	285.00	2	32.0	3.57		70
6682230			22" x 30" base spread, 27 7/8" top height. Accepts Virco table top models U24R, U2424, U2430 and U30R.	200.00	2	23.0	2.55		70

Series 669

66920			20" base spread, 29" top height. Accepts Virco table top models U2430, U3030, U3042 and U3048. Free-standing tables require two bases.	116.00	2	13.9	1.74	*	70
-------	--	--	--	--------	---	------	------	---	----

HOW TO ORDER:

- Color and color code are listed below.
- To order, specify the model number and frame finish color code (e.g., 63822-BLK03).

Base Finish Color:

Black Wrinkle-BLK03



CAFÉ TABLES AND SEATING

SOLD IN FULL CARTONS ONLY

Model No.	Stocked Models	Assemble to Order Models	Description	Unit Price F.O.B. Warehouse	No. of Ctns. Per Unit	Unit Weight	Unit Cube	Fed. Ex.	Freight Class
-----------	----------------	--------------------------	-------------	-----------------------------	-----------------------	-------------	-----------	----------	---------------

CIVITAS™ SERIES CAFÉ TABLE TOPS

Models are available in a selection of round, square and squircle table tops. Tops have a ¾" plywood-core high-pressure laminate construction with beveled and lacquer-sealed edges.

Tops are standard with a reverse bevel edge profile (no reveal, bevel down).

Tops are available with an optional ½" reveal, bevel down edge profile. Models with this optional edge profile include the letter T1.

Tops are also available with an optional 1" reveal, bevel up edge profile. Models with this optional edge profile include the letter T2.

Reverse Bevel Edge Profile (No Reveal, Bevel Down).

C36R			36" round, no reveal, bevel down.	650.00	1	23.6	2.28		70
C36SL			36" squircle, no reveal, bevel down.	650.00	1	27.1	2.39		70
C36SQ			36" square, no reveal, bevel down.	650.00	1	28.7	2.39		70
C42R			42" round, no reveal, bevel down.	715.00	1	32.2	3.36		70
C42SL			42" squircle, no reveal, bevel down.	715.00	1	35.4	2.95		70
C42SQ			42" square, no reveal, bevel down.	715.00	1	37.9	2.95		70
C48R			48" round, no reveal, bevel down.	813.00	1	41.8	3.91		70
C48SL			48" squircle, no reveal, bevel down.	813.00	1	50.6	4.08		70
C48SQ			48" square, no reveal, bevel down.	813.00	1	54.2	4.08		70
C60R			60" round, no reveal, bevel down.	999.00	1	65.1	5.98		70
C60SL			60" squircle, no reveal, bevel down.	999.00	1	74.9	5.78		70
C60SQ			60" square, no reveal, bevel down.	999.00	1	81.8	5.78		70

½" Reveal, Bevel Down Edge Profile

C36RT1			36" round, ½" reveal, bevel down.	678.00	1	24.1	2.28		70
C36SLT1			36" squircle, ½" reveal, bevel down.	678.00	1	27.6	2.39		70
C36SQT1			36" square, ½" reveal, bevel down.	678.00	1	29.2	2.39		70
C42RT1			42" round, ½" reveal, bevel down.	751.00	1	32.7	3.36		70
C42SLT1			42" squircle, ½" reveal, bevel down.	751.00	1	36.0	2.95		70
C42SQT1			42" square, ½" reveal, bevel down.	751.00	1	38.5	2.95		70
C48RT1			48" round, ½" reveal, bevel down.	853.00	1	42.4	3.91		70
C48SLT1			48" squircle, ½" reveal, bevel down.	853.00	1	51.2	4.08		70
C48SQT1			48" square, ½" reveal, bevel down.	853.00	1	55.0	4.08		70
C60RT1			60" round, ½" reveal, bevel down.	1049.00	1	65.9	5.98		70
C60SLT1			60" squircle, ½" reveal, bevel down.	1049.00	1	75.7	5.78		70
C60SQT1			60" square, ½" reveal, bevel down.	1049.00	1	82.8	5.78		70

1" Reveal, Bevel Up Edge Profile

C36RT2			36" round, 1" reveal, bevel up.	678.00	1	24.1	2.28		70
C36SLT2			36" squircle, 1" reveal, bevel up.	678.00	1	27.6	2.39		70
C36SQT2			36" square, 1" reveal, bevel up.	678.00	1	29.2	2.39		70
C42RT2			42" round, 1" reveal, bevel up.	751.00	1	32.7	3.36		70
C42SLT2			42" squircle, 1" reveal, bevel up.	751.00	1	36.0	2.95		70
C42SQT2			42" square, 1" reveal, bevel up.	751.00	1	38.5	2.95		70
C48RT2			48" round, 1" reveal, bevel up.	853.00	1	42.4	3.91		70
C48SLT2			48" squircle, 1" reveal, bevel up.	853.00	1	51.2	4.08		70
C48SQT2			48" square, 1" reveal, bevel up.	853.00	1	55.0	4.08		70
C60RT2			60" round, 1" reveal, bevel up.	1049.00	1	65.9	5.98		70
C60SLT2			60" squircle, 1" reveal, bevel up.	1049.00	1	75.7	5.78		70
C60SQT2			60" square, 1" reveal, bevel up.	1049.00	1	82.8	5.78		70

HOW TO ORDER:

- Laminates and stain finish colors are listed on pages xi-xii.
- To order, specify the model number, laminate finish and stain finish colors (e.g., C36R-MHG682-RED81).



Products on this page are Greenguard® certified.

Virco®

CAFE TABLES AND SEATING

SOLD IN FULL CARTONS ONLY

Model No.	Stocked Models	Assemble to Order Models	Description	Unit Price F.O.B. Warehouse	No. of Ctns. Per Unit	Unit Weight	Unit Cube	Fed. Ex.	Freight Class
-----------	----------------	--------------------------	-------------	-----------------------------	-----------------------	-------------	-----------	----------	---------------

CIVITAS™ SERIES FOUR-LEG CAFÉ TABLE BASES

Four curved tubular steel legs. Available in 30", 36" and 41" top heights. Each leg has an adjustable nylon-base glide and a polypropylene glide sleeve. All metal components are available with a powder coat or chromed finish; bases with model numbers ending in CHRM have a chromed finish. Optional steel-base and felt-base glides are available. Optional twin-wheel, two-locking and two non-locking casters are available. Models with casters include the letter C.

CF30			30" top height. Accepts Virco table top models C36R, C36SL, C36SQ, C42R, C42SL, C42SQ, C48R, C48SL, C48SQ, CU36R, CU3636, CU42R, CU4242 and CU48R. Powder coat finish.	422.00	1	24.8	3.51		70
CF36			36" top height. Accepts Virco table top models C36R, C36SL, C36SQ, C42R, C42SL, C42SQ, C48R, C48SL, C48SQ, CU36R, CU3636, CU42R, CU4242 and CU48R. Powder coat finish.	480.00	1	27.3	4.14		70
CF41R36			41" top height. Accepts Virco table top models C36R, C36SL, C36SQ, CU36R and CU3636. Powder coat finish; footring is Chrome only.	554.00	2	37.4	6.33		70
CF41R42			41" top height. Accepts Virco table top models C42R, C42SL, C42SQ, CU42R and CU4242. Legs have a powder coat finish; footring is Chrome only.	612.00	2	39.5	7.11		70
CF30C			31" top height. Accepts Virco table top models C36R, C36SL, C36SQ, C42R, C42SL, C42SQ, C48R, C48SL, C48SQ, CU36R, CU3636, CU42R, CU4242 and CU48R. Legs have a powder coat finish.	472.00	1	24.4	3.51		70
CF36C			37" top height. Accepts Virco table top models C36R, C36SL, C36SQ, C42R, C42SL, C42SQ, C48R, C48SL, C48SQ, CU36R, CU3636, CU42R, CU4242 and CU48R. Legs have a powder coat finish.	530.00	1	26.9	4.14		70
CF41R36C			42" top height. Accepts Virco table top models C36R, C36SL, C36SQ, CU36R and CU3636. Legs have a powder coat finish; footring is Chrome only.	604.00	2	37.0	6.33		70
CF41R42C			42" top height. Accepts Virco table top models C42R, C42SL, C42SQ, CU42R and CU4242. Legs have a powder coat finish; footring is Chrome only.	662.00	2	39.1	7.11		70
CF30CHRM			30" top height. Accepts Virco table top models C36R, C36SL, C36SQ, C42R, C42SL, C42SQ, C48R, C48SL, C48SQ, CU36R, CU3636, CU42R, CU4242 and CU48R. Legs have a Chrome finish.	462.00	1	24.8	3.51		70
CF36CHRM			36" top height. Accepts Virco table top models C36R, C36SL, C36SQ, C42R, C42SL, C42SQ, C48R, C48SL, C48SQ, CU36R, CU3636, CU42R, CU4242 and CU48R. Legs have a Chrome finish.	520.00	1	27.3	4.14		70
CF41R36CHRM			41" top height. Accepts Virco table top models C36R, C36SL, C36SQ, CU36R and CU3636. Legs have a Chrome finish; footrings are Chrome only.	594.00	2	37.4	6.33		70
CF41R42CHRM			41" top height. Accepts Virco table top models C42R, C42SL, C42SQ, CU42R and CU4242. Legs have a Chrome finish; footrings are Chrome only.	652.00	2	39.5	7.11		70
CF30CHRM C			31" top height. Accepts Virco table top models C36R, C36SL, C36SQ, C42R, C42SL, C42SQ, C48R, C48SL, C48SQ, CU36R, CU3636, CU42R, CU4242 and CU48R. Legs have a Chrome finish.	512.00	1	24.4	3.51		70
CF36CHRM C			37" top height. Accepts Virco table top models C36R, C36SL, C36SQ, C42R, C42SL, C42SQ, C48R, C48SL, C48SQ, CU36R, CU3636, CU42R, CU4242 and CU48R. Legs have a Chrome finish.	570.00	1	26.9	4.14		70
CF41R36CHRM C			42" top height. Accepts Virco table top models C36R, C36SL, C36SQ, CU36R and CU3636. Legs have a Chrome finish; footrings are Chrome only.	654.00	2	37.0	6.33		70
CF41R42CHRM C			42" top height. Accepts Virco table top models C42R, C42SL, C42SQ, CU42R and CU4242. Legs have a Chrome finish; footrings are Chrome only.	702.00	2	39.1	7.11		70

OPTIONS

Felt-Base Glides - Add "FG" to the model no. (e.g., CF30FG).

No Upcharge

Steel-Base Glides - Add "SG" to the model no. (e.g., CF30SG).

No Upcharge

HOW TO ORDER:

- To order, specify the model number (e.g., CF30-GRY02).



Products on this page are Greenguard® certified.

CAFE TABLES AND SEATING

SOLD IN FULL CARTONS ONLY

Model No.	Stocked Models	Assemble to Order Models	Description	Unit Price F.O.B. Warehouse	Units Per Carton	Unit Weight	Unit Cube	Fed Ex.	Freight Class
-----------	----------------	--------------------------	-------------	-----------------------------	------------------	-------------	-----------	---------	---------------

CIVITAS™ SERIES TULIP CAFÉ TABLE BASES

Tulip-shaped tubular steel 4-leg base. Available in 30", 36" and 41" top heights. The units have four plugs which are made of butyrate plastic. The units have four injection molded end caps with inserts made of ABS plastic. Four adjustable nylon-base glides.

All metal components are available with a powder coat or chromed finish; bases with model numbers ending in CHRM have a chromed finish.



CT30			36 $\frac{1}{8}$ " base spread, 30" top height. Accepts Virco table top models C36R, C36SL, C36SQ, C42R, C42SL, C42SQ, U36R, U3636, U42R and U4242. Powder coat finish.	361.00	1	36.5	13.19		70
CT36			36 $\frac{1}{8}$ " base spread, 36" top height. Accepts Virco table top models C36R, C36SL, C36SQ, C42R, C42SL, C42SQ, U36R, U3636, U42R and U4242. Powder coat finish.	368.00	1	38.8	15.77		70
CT41			36 $\frac{1}{8}$ " base spread, 41" top height. Accepts Virco table top models C36R, C36SL, C36SQ, C42R, C42SL, C42SQ, U36R, U3636, U42R and U4242. Powder coat finish.	376.00	1	40.7	17.83		70
CT30CHRM			36 $\frac{1}{8}$ " base spread, 30" top height. Accepts Virco table top models C36R, C36SL, C36SQ, C42R, C42SL, C42SQ, U36R, U3636, U42R and U4242. Chrome finish.	649.00	1	36.5	13.19		70
CT36CHRM			36 $\frac{1}{8}$ " base spread, 36" top height. Accepts Virco table top models C36R, C36SL, C36SQ, C42R, C42SL, C42SQ, U36R, U3636, U42R and U4242. Chrome finish.	664.00	1	38.8	15.77		70
CT41CHRM			36 $\frac{1}{8}$ " base spread, 41" top height. Accepts Virco table top models C36R, C36SL, C36SQ, C42R, C42SL, C42SQ, U36R, U3636, U42R and U4242. Chrome finish.	679.00	1	40.7	17.83		70

HOW TO ORDER:

- Finish colors are listed on pages xi-xii.
- To order, specify the model number and frame finish. (e.g., CT30-GRY02).

CIVITAS™ PLYWOOD SERIES - 4-Leg Stack Chairs and Stools with Civitas Frame

Tubular steel frame, two-piece plywood seat and back, nylon-base swivel glides. Available in 18", 25" and 30" seat heights. Optional steel-base and felt-base glides are available. NOTE: For standard and optional glides, glide sleeves are available only in Virco's Graphite color.

Models are available with twin-wheel, locking swivel casters. Models with casters include the letter C. Metal surfaces are available chromed or with a powder coat finish.



CW18			18" seat height, plywood seat and back.	794.00	1	21.2	9.51	*	150
CW18C			18" seat height, plywood seat and back, casters.	844.00	1	21.7	9.51	*	250
CW25			25" seat height, plywood seat and back.	880.00	1	26.6	12.26		250
CW30			30" seat height, plywood seat and back.	928.00	1	28.7	14.66		250

OPTIONS

Steel-Base Glides - Add "SG" to the model no. (e.g., CW18SG).

No Upcharge

Felt-Base Glides - Add "FG" to the model no. (e.g., CW18FG).

No Upcharge

HOW TO ORDER:

- Plywood stains and frame finish colors and color codes are listed on pages xi-xii.
- To order chairs, specify the model number, plywood stain and frame finish color codes (e.g., CW18-RED19-CHRM).

SAGE™ SERIES - 4-Leg Stools with Civitas Frame

Tubular steel frame, one-piece molded polypropylene shell, nylon-base swivel glides. Available in 25" and 30" seat heights. Models are available with a seat pad that consists of polyurethane foam covered with fabric. Models with a seat pad include the letter P. Optional steel-base and felt-base glides are available. NOTE: For standard and optional glides, glide sleeves are available only in Virco's Graphite color. Metal surfaces are available chromed or with a powder coat finish.



CS25			25" seat height.	332.00	2	19.4	7.02		150
CS25P			25" seat height, upholstered padded seat.	392.00	2	19.4	7.02		150
CS30			30" seat height.	352.00	2	20.5	7.71		150
CS30P			30" seat height, upholstered padded seat.	412.00	2	22.0	7.71		150

OPTIONS

Steel-Base Glides - Add "SG" to the model no. (e.g., CS25SG).

No Upcharge

Felt-Base Glides - Add "FG" to the model no. (e.g., CS25FG).

No Upcharge

HOW TO ORDER:

- Plastic and frame finish colors and color codes are listed on pages xi-xii.
- To order chairs, specify the model number, plastic seat and frame finish color codes (e.g., CS25-BLU40-CHRM).



Products on this page are Greenguard® certified.

Virco®

CAFE TABLES AND SEATING

SOLD IN FULL CARTONS ONLY

Model No.	Stocked Models	Assemble to Order Models	Description	Unit Price F.O.B. Warehouse	Units Per Carton	Unit Weight	Unit Cube	Fed Ex.	Freight Class
-----------	----------------	--------------------------	-------------	-----------------------------	------------------	-------------	-----------	---------	---------------

ZUMA® SERIES - 4-Leg Stack Chairs and Stools with Civitas Frame

Tubular steel frame, one-piece molded polypropylene shell, nylon-base swivel glides. Available in 25" and 30" seat heights. NOTE: For standard and optional glides, glide sleeves are available only in Virco's Graphite color.

CZ25			25" seat height, ZUMA shell.	244.00	2	19.3	7.02		150
CZ30			30" seat height, ZUMA shell.	298.00	2	20.4	7.71		150

OPTIONS

Steel-Base Glides - Add "SG" to the model no. (e.g., CZ25SG).

No Upcharge

Felt-Base Glides - Add "FG" to the model no. (e.g., CZ25FG).

No Upcharge

HOW TO ORDER:

- Plastic and frame finish colors and color codes are listed on pages xi-xii.
- To order chairs, specify the model number, plastic seat and frame finish color codes (e.g., CZ25-BLU40-CHRM).

ZUMAFrd SERIES - 4-Leg Chairs and Stools with Civitas Frame

Tubular steel frame, two-piece hard plastic seat and back, nylon-base swivel glides. Available in 18", 25" and 30" seat heights. Optional steel-base and felt-base glides are available. NOTE: For standard and optional glides, glide sleeves are available only in Virco's Graphite color. Models are available with twin-wheel, locking swivel casters. Models with casters include the letter C. Metal surfaces are available chromed or with a powder coat finish.

CZ18FRW			18" seat height, ZUMAFrd hard plastic seat and back.	195.00	1	30.0	9.51		250
CZ18FRWC			18" seat height, ZUMAFrd hard plastic seat and back, casters.	245.00	1	30.0	9.51		250
CZ25FRW			25" seat height, ZUMAFrd hard plastic seat and back.	298.00	1	35.1	12.26		250
CZ30FRW			30" seat height, ZUMAFrd hard plastic seat and back.	352.00	1	37.5	14.66		250

OPTIONS

Steel-Base Glides - Add "SG" to the model no. (e.g., CZ18FRWSG).

No Upcharge

Felt-Base Glides - Add "FG" to the model no. (e.g., CZ18FRWFG).

No Upcharge

HOW TO ORDER:

- Plastic and frame finish colors and color codes are listed on pages xi-xii.
- To order chairs, specify the model number, plastic seat and frame finish color codes (e.g., CZ18FRW-GRN12-CHRM).

HANDLING & STORAGE EQUIPMENT

SOLD IN FULL CARTONS ONLY

Model No.	Stocked Models	Assemble to Order Models	Description	Unit Price F.O.B. Warehouse	No. of Ctns. Per Unit	Unit Weight	Unit Cube	Fed Ex.	Freight Class
-----------	----------------	--------------------------	-------------	-----------------------------	-----------------------	-------------	-----------	---------	---------------

CHAIR TRUCKS

All steel frames. Chair trucks are available with a powder coat finish.



HCT6			Chair truck/storage cart for models 162, 167, 168, 188 folding chairs, 32 chair capacity. 76"L x 21"W x 38½"H (handle). Char Black.	887.00	1	61.3	4.00		150
HCT8	✓ pg. 10		Chair truck/storage cart for models 162, 167, 168, 188 folding chairs, 42 chair capacity. 100"L x 21"W x 38½"H (handle).	931.00	1	71.0	5.30		150
HCT6072	✓ pg. 10		Chair truck/storage cart for models 162, 167, 168, 188 folding chairs, rack style, 84 chair capacity. 68"L x 30¾"W x 80"H (loaded). 68"L x 30¾"W x 69¾"H (unloaded).	1570.00	1	96.5	14.42		150
HCT789	✓ pg. 10		Chair truck for selected Virco stack chairs, standard 2-wheel. 40¾"L x 20¾"W x 61"H.	586.00	1	29.4	7.70		150
HCT4			Chair truck for selected Virco stack chairs, deluxe 4-wheel. 69¾"L x 23¾"W x 44¾"H.	1152.00	2	59.4	11.85		150
HCT4100			Chair truck/hand cart for Ultrastack™ chairs, deluxe 4-wheeled. 26"L x 24¾"D x 17"H.	1234.00	1	48.0	9.20		150
HCT2646			Chair truck/storage cart for I.Q.® Series sled-based chairs, deluxe 4-wheeled. The unit shall hold a maximum of 10 model 264617 chairs. 35"L x 23¾"W x 23⅞"H.	929.00	1	42.0	5.25		150
HCT2945			Chair truck/storage cart for Virtuoso® Series chairs, deluxe 4-wheeled. This unit shall hold a maximum of 12 of models 2945 and 2945P chairs. 45½"L x 25¾"W x 44¾"H.	1286.00	1	72.0	11.20		150

HOW TO ORDER:

- To order, specify the model number and frame finish color (e.g., HCT4-BLK01).

TABLE TRUCKS

All steel frames. Chair trucks are available with a powder coat finish.



HRTT1	✓ pg. 10		Table truck/storage cart for round and oval tables, stores 10 traditional or 7 Core-a-Gator® tables. 72"L x 30"W x 55"H.	2170.00	1	152.0	25.60		150
HTT6	✓ pg. 10		Capacity for models 601872, 602472, 603072, 623072 is 15 tables; Capacity for model 603672 is 13 tables; Capacity for models 611872, 612472, 613072, 613672 is 12 tables. 77¾"L x 31¼"W x 48¾"H.	1107.00	1	65.0	7.20		150
HTT8	✓ pg. 10		Table truck/storage cart. Capacity for models 601896, 602496, is 15 tables; Capacity for model 623096 is 14 tables; Capacity for models 603096, 611896, 613096, 613696 is 12 tables; Capacity for model 603696 is 11 tables. 101¾" x 31¼"W x 48¾"H.	1240.00	1	76.0	9.20		150

HOW TO ORDER:

- To order, specify the model number and frame finish color (e.g., HRTT1-BLK01).

PRODUCT INDEX

NUMERICAL ORDER.....	Page No.	2945TAP.....	132	483036W.....	98	48COOP72LOCHRM.....	100	53VF184D.....	140
12018.....	12,86	28C3636.....	41,138	483048.....	28,99	48COOP72N.....	100	53VF452LHF.....	140
12019275G.....	2,86	28C3648.....	41,138	483048AE.....	99	48COOP72W.....	100	543.....	6,27,93
12024.....	12,86	28C4836.....	41,138	483048CHRM.....	99	48FLOW60.....	30,101	546.....	6,27,93
1202533SG.....	86	28C4848.....	41,138	483048LO.....	28,99	48FLOW60AE.....	101	54VF152D.....	42,140
12030.....	86	253424.....	142	483048LOCHRM.....	99	48FLOW60CHRM.....	101	54VF154D.....	9,140
12118.....	2,12,86	254812.....	142	483048N.....	99	48FLOW60LO.....	30,101	54VF182D.....	140
12119275G.....	2,86	254824.....	142	483048W.....	99	48FLOW60LOCHRM.....	101	54VF184D.....	42,140
12124.....	2,12,86	3012.....	14,49	483060.....	6,29,99	48FLOW60N.....	101	601860.....	7,39,127
1212533SG.....	86	3014.....	2,14,49	483060AE.....	99	48FLOW60W.....	101	601872.....	7,10,39,127
12130.....	2,86	3014FG.....	14	483060CHRM.....	99	48HORSE60.....	30,101	601896.....	7,10,39,127
12218.....	12,87	3014SG.....	14	483060LO.....	6,29,99	48HORSE60AE.....	101	602448.....	127
12219275G.....	2,87	3016.....	2,14,49	483060LOCHRM.....	99	48HORSE60CHRM.....	101	602460.....	39,127
12224.....	12,87	3016FG.....	14	483060N.....	99	48HORSE60DC.....	31,101	602472.....	39,127
1222533SG.....	12,87	3016SG.....	14	483060W.....	99	48HORSE60DCAE.....	101	602496.....	39,127
12230.....	12,87	3018.....	2,14,49	483072.....	6,29,99	48HORSE60DCCHRM.....	101	603060.....	7,127
1251836.....	12,87	3018FG.....	14	483072AE.....	99	48HORSE60DCLO.....	101	603072.....	7,39,127
1251836B.....	12,87	3018SG.....	14	483072CHRM.....	99	48HORSE60DCLOCHRM.....	101	603096.....	7,10,39,127
162.....	9,12,129	3400BRM.....	2,15,50	483072LO.....	6,29,99	48HORSE60DCN.....	101	603672.....	127
165.....	129	3400BRMFG.....	15	483072LOCHRM.....	99	48HORSE60DCW.....	101	603696.....	127
167.....	9,12,129	3400BRMSG.....	15	483072N.....	99	48HORSE60LO.....	31,101	6060R.....	7,39,127
168.....	9,129	3400LABRM.....	15,50	483072W.....	99	48HORSE60LOCHRM.....	101	611872.....	39,128
188.....	9,12,129	3400LANBRM.....	50	483660.....	29,99	48HORSE60N.....	101	611896.....	128
2012.....	13,46	3400NBRM.....	15,50	483660AE.....	99	48HORSE60W.....	101	612472.....	128
2014.....	13,46	3640BRM.....	15,50	483660CHRM.....	99	48KID72.....	7,31,101	612496.....	128
2014FG.....	13	3700BRM.....	2,15,50	483660LO.....	99	48KID72AE.....	101	613060.....	39,128
2016.....	2,13,46	3860GC.....	14,49	483660LOCHRM.....	99	48KID72CHRM.....	101	613072.....	39,128
2016FG.....	13	3860GLS.....	49	483660N.....	99	48KID72LO.....	7,32,101	613096.....	39,128
2018.....	2,13,46	4100.....	40,132	483660W.....	99	48KID72LOCHRM.....	101	613672.....	39,128
2018EL.....	46	4300.....	43,144	483672.....	7,29,99	48KID72N.....	101	613696.....	10,39,128
2018FG.....	13	4301.....	43,144	483672AE.....	99	48KID72W.....	101	6160R.....	39,128
2018P.....	46	43TARM.....	144	483672CHRM.....	99	48TRAP48.....	32,101	6166R.....	128
2050.....	13,46	43WARM.....	144	483672LO.....	7,99	48TRAP48AE.....	101	6172R.....	39,128
2050P.....	46	4430.....	145	483672LOCHRM.....	99	48TRAP48CHRM.....	101	63817.....	147
2301-1STT.....	141	4435A.....	43,145	483672N.....	99	48TRAP48LO.....	101	63822.....	147
2301-1STTMMB.....	141	4440A.....	43,145	483672W.....	99	48TRAP48LOCHRM.....	101	63822SU.....	147
2301DFND.....	141	4442A.....	145	4842R.....	29,100	48TRAP48N.....	101	66422.....	146
2321.....	141	4445A.....	6,145	4842RAE.....	100	48TRAP48W.....	101	66433.....	146
2321MMB.....	141	4448A.....	43,145	4842RCHRM.....	100	48TRAP60.....	7,32,102	66822.....	147
2325.....	42,141	4449A.....	43,145	4842RLO.....	100	48TRAP60AE.....	102	6682230.....	147
2325MMB.....	141	482436.....	28,98	4842RLOCHRM.....	100	48TRAP60CHRM.....	102	66833.....	147
2400BR.....	13,47	482436AE.....	98	4842RN.....	100	48TRAP60LO.....	7,32,102	66833SU.....	147
2400NBR.....	13,47	482436CHRM.....	98	4842RW.....	100	48TRAP60LOCHRM.....	102	66920.....	147
2440BR.....	47	482436LO.....	98	484848.....	30,100	48TRAP60N.....	102	682060.....	34,107
2440NBR.....	47	482436LOCHRM.....	98	484848AE.....	100	48TRAP60W.....	102	682060ADJ.....	107
2501.....	42,141	482436N.....	98	484848CHRM.....	100	533048RP.....	40,135	682060ADJC.....	34,107
2501-30TT.....	141	482436W.....	98	484848LO.....	100	533060.....	40,135	682460.....	34,107
2501-30TTMMB.....	141	482448.....	6,28,98	484848LOCHRM.....	100	533066LP.....	135	682460ADJ.....	107
2501MMB.....	141	482448AE.....	98	484848N.....	100	533066RP.....	135	682460ADJC.....	107
2502.....	141	482448CHRM.....	98	484848W.....	100	53CAB361830.....	143	683060.....	34,107
2502MMB.....	141	482448LO.....	6,28,98	4848R.....	7,30,100	53CAB361842.....	143	683060ADJ.....	107
2509-24DF.....	141	482448LOCHRM.....	98	4848RAE.....	100	53CAB361852.....	143	683060ADJC.....	34,107
2513.....	42,141	482448N.....	98	4848RCHRM.....	100	53CAB361864.....	143	683072ADJ.....	107
2513MMB.....	141	482448SG.....	28	4848RLO.....	7,30,100	53CAB361872.....	42,143	683072ADJC.....	107
2601.....	42,141	482448W.....	98	4848RLOCHRM.....	100	53DRWR60.....	40,135	723W.....	88
2601MMB.....	141	482460.....	6,28,98	4848RN.....	100	53FKEY.....	135,139,140,143,144	723WM.....	88
2614.....	46	482460AE.....	98	4848RW.....	100	53LF242L.....	139	72BRLB.....	88
2616.....	46	482460CHRM.....	98	4860R.....	30,100	53LF342L.....	139	72BRLB.....	24,88
2618.....	13,46	482460LO.....	6,98	4860RAE.....	100	53LF422D.....	41,139	72BRLB.....	88
264513.....	48	482460LOCHRM.....	98	4860RCHRM.....	100	53LF424D.....	41,139	72BRLB.....	24,88
264515.....	48	482460N.....	98	4860RLO.....	100	53LF425D.....	139	72LB.....	88
264517.....	48	482460W.....	98	4860RLOCHRM.....	100	53LF442L.....	139	72LB.....	24,88
266017GC.....	48	482472.....	28,98	4860RN.....	100	53LF542L.....	139	72LB.....	88
2700BR.....	47	482472AE.....	98	4860RW.....	100	53LFDD.....	139	72LB.....	24,88
2703MBTT.....	142	482472CHRM.....	98	48CLO48.....	100	53MPI520BBF.....	40,135	73330.....	92
2703NDMBTT.....	142	482472LO.....	98	48CLO48AE.....	100	53MPI520BF.....	135	73330BH.....	92
2703NDTT.....	142	482472LOCHRM.....	98	48CLO48CHRM.....	100	53MPI520FF.....	135	73330BHM.....	92
2703TT.....	142	482472N.....	98	48CLO48LO.....	100	53MPI520PBF.....	135	73330BR.....	92
2800PN.....	48	482472W.....	98	48CLO48LOCHRM.....	100	53RTNLP.....	135	73330BRBH.....	92
2800PNM.....	48	483036.....	98	48CLO48N.....	100	53RTNRP.....	135	73330BRBHM.....	92
2945.....	132	483036AE.....	98	48CLO48W.....	100	53TW1.....	144	73330BRM.....	92
2945A.....	132	483036CHRM.....	98	48COOP72.....	30,100	53TW2.....	144	73330M.....	92
2945AP.....	132	483036LO.....	98	48COOP72AE.....	100	53TW3.....	144	751MBB.....	5,24,89
2945P.....	132	483036LOCHRM.....	98	48COOP72CHRM.....	100	53TW4.....	42,144	751MBBM.....	24,89
2945TA.....	132	483036N.....	98	48COOP72LO.....	100	53VF154D.....	41,140	765MBB.....	5,25,89

PRODUCT INDEX

765MBBM.....89	ALPHABETICAL ORDER.....Page No.	ACCS3LHCTM.....71	ACZ2LHCTM.....77	ANCEL2LHM.....57
785.....5,25,89	ACA1CT.....59	ACCS4CT.....71	ACZ3.....78	ANCEL2M.....57
785CT.....26,90	ACA1CTM.....59	ACCS4CTM.....71	ACZ3CT.....76	ANCEL3.....57
785CTBH.....90	ACA1LHCT.....59	ACCS4LHCT.....71	ACZ3CTAE.....76	ANCEL3AE.....57
785CTBHM.....90	ACA1LHCTM.....59	ACCS4LHCTM.....71	ACZ3CTC.....77	ANCEL3CT.....60
785CTM.....90	ACA2CT.....59	ACCZ1CT.....79	ACZ3CTCAE.....77	ANCEL3CTM.....61
785LB.....89	ACA2CTM.....59	ACCZ1CTM.....79	ACZ3CTCM.....77	ANCEL3LH.....57
785LBM.....89	ACA2LHCT.....59	ACCZ1LHCT.....79	ACZ3CTM.....77	ANCEL3LHAE.....57
785M.....5,25,89	ACA2LHCTM.....59	ACCZ1LHCTM.....79	ACZ3LH.....78	ANCEL3LHM.....57
785MBB.....5,26,90	ACA3CT.....59	ACCZ2CT.....79	ACZ3LHCT.....76	ANCEL3M.....57
785MBBCT.....90	ACA3CTM.....59	ACCZ2CTM.....79	ACZ3LHCTAE.....76	ANCEL4.....57
785MBBCTBH.....90	ACA3LHCT.....59	ACCZ2LHCT.....79	ACZ3LHCTC.....77	ANCEL4AE.....57
785MBBCTBHM.....90	ACA3LHCTM.....59	ACCZ2LHCTM.....79	ACZ3LHCTCAE.....77	ANCEL4CT.....60
785MBBCTM.....90	ACA4CT.....59	ACCZ3CT.....79	ACZ3LHCTCM.....77	ANCEL4LH.....57
785MBBLB.....90	ACA4CTM.....59	ACCZ3CTM.....79	ACZ3LHCTM.....77	ANCEL4LHAE.....57
785MBBLBM.....90	ACA4LHCT.....59	ACCZ3LHCT.....79	ACZ3LHM.....78	ANCEL4LHM.....57
785MBBM.....5,26,90	ACA4LHCTM.....59	ACCZ3LHCTM.....79	ACZ3M.....78	ANCEL4M.....57
871.....27,91	ACAEL1CT.....59	ACCZ4CT.....79	ACZ4CT.....76	ANLAB.....56
871M.....27,91	ACAEL1CTM.....60	ACCZ4CTM.....79	ACZ4CTAE.....76	ANLABEL.....56
872436.....33,103	ACAEL1LHCT.....59	ACCZ4LHCT.....79	ACZ4CTC.....77	ANROCK14.....55
872436SC.....103	ACAEL1LHCTM.....60	ACCZ4LHCTM.....79	ACZ4CTCAE.....77	ANROCK16.....55
872448.....8,33,103	ACAEL2CT.....59	ACS1CT.....70	ACZ4CTCM.....77	ANROCK18.....55
872460.....8,33,103	ACAEL2CTM.....60	ACS1CTM.....71	ACZ4CTM.....77	ANROCK18EL.....55
872472.....33,103	ACAEL2LHCT.....59	ACS1LHCT.....70	ACZ4LHCT.....76	ANS1.....58
873036.....103	ACAEL2LHCTM.....60	ACS1LHCTM.....71	ACZ4LHCTAE.....76	ANS1AE.....58
873048.....33,103	ACAEL3CT.....59	ACS1LHM.....70	ACZ4LHCTC.....77	ANS1M.....58
873060.....8,33,103	ACAEL3CTM.....60	ACS1LHMP.....70	ACZ4LHCTCAE.....77	ANS2.....58
873072.....8,103	ACAEL3LHCT.....59	ACS1M.....70	ACZ4LHCTCM.....77	ANS2AE.....58
873672.....103,110	ACAEL3LHCTM.....60	ACS1MP.....70	ACZ4LHCTM.....77	ANS2M.....58
8771.....27,91	ACAEL4CT.....59	ACS2LHM.....70	AN12.....54	ANS3.....58
8771M.....27,91	ACAEL4CTM.....60	ACS2LHMP.....70	AN14.....18,54	ANS3AE.....58
878.....27,91	ACAEL4LHCT.....59	ACS2M.....70	AN16.....18,54	ANS3M.....58
8802.....40,129	ACAEL4LHCTM.....60	ACS2MP.....70	AN18.....3,18,54	ANS4.....58
8915.....9,130	ACCA1CT.....60	ACS3CT.....70	AN18EL.....3,54	ANS4AE.....58
8916SB.....130	ACCA1CTM.....60	ACS3CTC.....70	ANC1.....56	ANS4M.....58
8916SBCB.....130	ACCA1LHCT.....60	ACS3CTCAE.....70	ANC1AE.....56	ANSEL1.....58
8917.....40,130	ACCA1LHCTM.....60	ACS3CTM.....71	ANC1CTM.....60	ANSEL1AE.....58
8918SB.....130	ACCA2CT.....60	ACS3LHCT.....70	ANC1LH.....56	ANSEL1M.....58
8919SB.....130	ACCA2CTM.....60	ACS3LHCTC.....70	ANC1LHAE.....56	ANSEL2.....58
8920SB.....130	ACCA2LHCT.....60	ACS3LHCTCAE.....70	ANC1LHM.....57	ANSEL2AE.....58
8925.....40,130	ACCA2LHCTM.....60	ACS3LHCTM.....71	ANC1M.....57	ANSEL2M.....58
8926.....9,40,130	ACCA3CT.....60	ACS3LHM.....70	ANC2.....56	ANSEL3.....58
8936SB.....130	ACCA3CTM.....61	ACS3LHMP.....70	ANC2AE.....56	ANSEL3AE.....58
8970SB.....130	ACCA3LHCT.....60	ACS3M.....70	ANC2LH.....56	ANSEL3M.....58
9010.....16,51	ACCA3LHCTM.....61	ACS3MP.....70	ANC2LHAE.....56	ANSEL4.....58
9012.....2,16,51	ACCA4CT.....60	ACS4LHM.....70	ANC2LHM.....57	ANSEL4AE.....58
9014.....16,51	ACCA4CTM.....61	ACS4LHMP.....70	ANC2M.....57	ANSEL4M.....58
9016.....2,16,51	ACCA4LHCT.....60	ACS4M.....70	ANC3.....56	ANTASK16.....55
9018.....3,16,51	ACCA4LHCTM.....61	ACS4MP.....70	ANC3AE.....56	ANTASK18.....18,55
9018P.....51	ACCAEL1CT.....60	ACZ1.....78	ANC3CTM.....61	ANTASK18EL.....55
9050.....17,52	ACCAEL1CTM.....61	ACZ1CT.....76	ANC3LH.....56	ANTEL1.....58
9050P.....17,52	ACCAEL1LHCT.....60	ACZ1CTAE.....76	ANC3LHAE.....56	ANTEL1LH.....58
9260GCLS.....52,53	ACCAEL1LHCTM.....61	ACZ1CTC.....77	ANC3LHM.....57	ANTFEL1.....59
9260PGC.....17,52	ACCAEL2CT.....60	ACZ1CTCAE.....77	ANC3M.....57	ANTFEL1LH.....59
9400BR.....3,17,52	ACCAEL2CTM.....61	ACZ1CTCM.....77	ANC4.....56	BCM3630.....137
9400BRM.....52	ACCAEL2LHCT.....60	ACZ1CTM.....77	ANC4AE.....56	BCM3642.....137
9400LABR.....17,53	ACCAEL2LHCTM.....61	ACZ1LH.....78	ANC4LH.....56	BCM3652.....9,137
9400LABRM.....53	ACCAEL3CT.....60	ACZ1LHCT.....76	ANC4LHAE.....56	BCM3672.....41,137
9400LANBR.....53	ACCAEL3CTM.....61	ACZ1LHCTAE.....76	ANC4LHM.....57	BCM3684.....41,137
9400LANBRM.....53	ACCAEL3LHCT.....60	ACZ1LHCTC.....77	ANC4M.....57	BCMCAST3635.....137
9400NBR.....17,52	ACCAEL3LHCTM.....61	ACZ1LHCTCAE.....77	ANCANT14.....54	BCMCAST3648.....137
9400NBRM.....52	ACCAEL4CT.....60	ACZ1LHCTCM.....77	ANCANT16.....54	BCMCAST3658.....137
9612.....51	ACCAEL4CTM.....61	ACZ1LHCTM.....77	ANCANT18.....54	BCMCAST3678.....137
9614.....16,51	ACCAEL4LHCT.....60	ACZ1LHM.....78	ANCANT18EL.....55	C36R.....148
9616.....16,51	ACCAEL4LHCTM.....61	ACZ1M.....78	ANCEL1.....56	C36RT1.....148
9618.....16,51	ACCS1CT.....71	ACZ2CT.....76	ANCEL1AE.....56	C36RT2.....148
9640BR.....18,53	ACCS1CTM.....71	ACZ2CTAE.....76	ANCEL1CTM.....61	C36SL.....148
9640BRM.....53	ACCS1LHCT.....71	ACZ2CTC.....77	ANCEL1LH.....56	C36SLT1.....148
9640NBR.....53	ACCS1LHCTM.....71	ACZ2CTCAE.....77	ANCEL1LHAE.....56	C36SLT2.....148
9640NBRM.....53	ACCS2CT.....71	ACZ2CTCM.....77	ANCEL1LHM.....57	C36SQ.....148
9700BR.....3,17,53	ACCS2CTM.....71	ACZ2CTM.....77	ANCEL1M.....57	C36SQT1.....148
9700BR LH.....53	ACCS2LHCT.....71	ACZ2LHCT.....76	ANCEL2.....56	C36SQT2.....148
9700BRM.....53	ACCS2LHCTM.....71	ACZ2LHCTAE.....76	ANCEL2AE.....56	C42R.....148
	ACCS3CT.....71	ACZ2LHCTC.....77	ANCEL2CT.....60	C42RT1.....148
	ACCS3CTM.....71	ACZ2LHCTCAE.....77	ANCEL2LH.....56	C42RT2.....148
	ACCS3LHCT.....71	ACZ2LHCTCM.....77	ANCEL2LHAE.....56	C42SL.....148

PRODUCT INDEX

C42SLT1	148	CPUCADDY	104,109,116,120	MC2432BRC	91	N240ELNBR	63	S306030EP	34,106
C42SLT2	148	CS18	20,66	MC2432BRT	91	N240ELNBRM	63	S3060CSADJAE	34,106
C42SQ	148	CS18C	66	MC2432BRTC	91	N240NBR	63	S3060CSADJCAE	106
C42SQT1	148	CS18P	66	MC2432C	91	N240NBRM	63	S307230CSAE	106
C42SQT2	148	CS18PC	66	MT30144	36,121	N250	62	S307230EP	106
C48R	148	CS25	150,151	MT30144AE	36,121	N250EL	62	S3072CSADJAE	106
C48RT1	148	CS25P	150	MT3096	121	N260ELGC	62	S3072CSADJCAE	106
C48RT2	148	CS30	150	MT3096AE	121	N260ELGCLS	62	S367230CSAE	34,106
C48SL	148	CS30P	150	MT48R	121	N260GC	62	S367230EP	106
C48SLT1	148	CT30	150	MT48RAE	121	N260GCLS	62	S3672CSADJAE	34,106
C48SLT2	148	CT30CHRM	150	MT600CT	36,121	N270BR	63	S3672CSADJCAE	106
C48SQ	148	CT36	150	MT600CTAE	121	N270BRM	63	SCI244830CSAE	105
C48SQT1	148	CT36CHRM	150	MT60R	36,121	N270ELBR	63	SCI244830EP	105
C48SQT2	148	CT41	150	MT60RAE	121	N270ELBRM	63	SCI245430CS	33,105
C60R	148	CT41CHRM	150	MT72R	36,121	N318	64	SCI245430CSAE	33,105
C60RT1	148	CW18	150	MT72RAE	121	N912	19,64	SCI245430EP	8,33,105
C60RT2	148	CW18C	150	MTB152710	36,122	N914	19,64	SCI246030CS	105
C60SL	148	CW25	150	MTB152710AEB	122	N916	3,19,64	SCI246030CSAE	105
C60SLT1	148	CW30	150	MTB152712	36,122	N918	3,19,64	SCI246030EP	8,105
C60SLT2	148	CZ18	21,73	MTB152712AEB	122	N918FG	19	SCI306030CS	105
C60SQ	148	CZ18C	21,73	MTB15278	122	N918SG	19	SCI306030CSAE	105
C60SQT1	148	CZ18FRW	151	MTB15278AEB	122	N918TAF	65	SCI306030EP	33,105
C60SQT2	148	CZ18FRWC	151	MTB172910	36,122	N918TAFBR	65	SCT	134
CA18EL	54	CZ25	151	MTB172910AEB	122	N9COBR	65	SCTBR	134
CA18ELC	54	CZ25FRW	151	MTB172912	8,37,122	N9COBRM	65	SCTBRCL	134
CBK	140	CZ30	151	MTB172912AEB	37,122	N9CONBR	19,65	SCTBRLL	134
CBKLF	139	CZ30FRW	151	MTB17298	36,122	N9CONBRM	65	SCTBRLLC	134
CBKLG	140	FTT2430	120	MTB17298AEB	122	N9LAB	19,64	SCTBRLLP	134
CCSG1	71	FTT2436	120	MTB193110W	123	N9TASK16	64	SCTBRP	134
CCSG1LH	71	FTT2442	120	MTB193110WAE	123	N9TASK18	3,19,64,65	SCTBRPC	134
CCSG1LHM	72	FTT2448	120	MTB193112W	123	PR3048P	136	SCTC	134
CCSG1M	72	FTT2460	35,120	MTB193112WAE	123	PR3060DP	136	SCTL	134
CCSG2	71	FTT2472	35,120	MTB19318W	123	PRHDL3076R45	136	SCTLC	134
CCSG2LH	71	FTT2484	120	MTB19318WAE	123	PRL3066R45	136	SCTLP	134
CCSG2LHM	72	FTT3030	120	MTB015275	123	PRMP1624RBBFC	136	SCTLPC	134
CCSG2M	72	FTT3036	120	MTB015275AEB	123	PT246029	108	SCTP	134
CCSG3	71	FTT3042	120	MTB017295	37,123	PT2460CR29	108	SCTPC	134
CCSG3LH	71	FTT3048	120	MTB017295AEB	123	PT304829	108	SG1	133
CCSG3LHM	72	FTT3060	35,120	MTB8	9,38,126	PT306029	108	SG1BR	133
CCSG3M	72	FTT3072	35,120	MTB8AEB	126	PT3060CR29	108	SG1BRP	133
CCSG4	71	FTT3084	120	MTB8AEBG	38,126	PT307229	108	SG1BRPC	133
CCSG4LH	71	FTT52448	120	MTB8G	38,126	PT3672RT29	108	SG1C	40,133
CCSG4LHM	72	FTT53048	120	MTS15271212	37,124	PT4284RT29	108	SG1P	133
CCSG4M	72	FTTCPU	120	MTS15271212AE	124	PT484829	108	SG1PC	133
CCZ1	78	HCT2646	152	MTS15271216	37,124	PT60HR29	108	SG410	66
CCZ1LH	78	HCT2945	152	MTS15271216AE	124	PT60R29	108	SG413	66
CCZ1LHM	78	HCT4	152	MTS17291012	37,124	PTBC2948	138	SG415	20,66
CCZ1M	78	HCT4100	152	MTS17291012AE	37,124	PTBC4848	138	SG418	3,20,66
CCZ2	78	HCT6	152	MTS17291212	8,37,124	PTBC6048	138	SG418P	66
CCZ2LH	78	HCT6072	10,152	MTS17291212AE	38,124	PTLCASER	108	SG419	20,66
CCZ2LHM	78	HCT789	10,152	MTS19311012W	125	PTLCTRN	135	SG419P	66
CCZ2M	78	HCT8	10,152	MTS19311012WAE	125	PTMODPNL5	108	SGARMSKD	133
CCZ3	78	HRTT1	10,152	MTS19311212W	125	PTMODPNL6	108	SGC1CT	69
CCZ3LH	78	HTT6	10,152	MTS19311212WAE	125	PTMS5145CCBT	143	SGC1CTAE	69
CCZ3LHM	78	HTT8	10,152	MTS1931188W	125	PTMS5145CMBT	143	SGC1CTM	69
CCZ3M	78	IMS30481	94	MTS193188WAE	125	PTMS5145CTT	143	SGC1LHCT	69
CCZ4	78	IMS30482	94	MTSE15271012	124	PTSTRAP	108	SGC1LHCTAE	69
CCZ4LH	78	IMS30483	94	MTSE15271012AE	124	PTTRAY	108	SGC1LHCTM	69
CCZ4LHM	78	IMS30484	94	MTSE17291012	124	PTTROUGH	108	SGC2CT	69
CCZ4M	78	IMS30561	94	MTSE17291012AE	124	S187230CSAE	106	SGC2CTAE	69
CF30	149	IMS30562	94	MTS0152758	125	S187230EP	106	SGC2LHCT	69
CF30C	149	IMS30563	94	MTS0152758AE	125	S1872CSADJAE	106	SGC2LHCTAE	69
CF30CHRM	149	IMS30564	94	MTS0172956WAE	125	S1872CSADJCAE	106	SGC3CT	69
CF30CHRM	149	IMT1	94	MTS0172958	38,125	S206030CSAE	106	SGC3CTAE	69
CF36	149	IMT2	94	MTS0172958AE	125	S206030EP	106	SGC3CTM	69
CF36C	149	IMT3	94	MTS0193156W	125	S2060CSADJAE	106	SGC3LHCT	69
CF36CHRM	149	IMT4	94	MTS0193156WAE	125	S2060CSADJCAE	106	SGC3LHCTAE	69
CF36CHRM	149	IMTC	94	N212	3,18,62	S245430CSAE	8,106	SGC3LHCTM	69
CF41R36	149	IMTIT	94	N214	3,18,62	S245430EP	34,106	SGC4CT	69
CF41R36C	149	IMTS	94	N216	3,18,62	S2454CSADJAE	34,106	SGC4CTAE	69
CF41R36CHRM	149	MC2432	91	N218	3,18,62	S2454CSADJCAE	106	SGC4LHCT	69
CF41R36CHRM	149	MC2432B8	91	N218EL	3,62	S246030CSAE	8,106	SGC4LHCTAE	69
CF41R42	149	MC2432B8C	91	N240BR	63	S246030EP	34,106	SGCANT15	67
CF41R42C	149	MC2432BH	91	N240BRM	63	S2460CSADJAE	34,106	SGCANT15	67
CF41R42CHRM	149	MC2432BHC	91	N240ELBR	63	S2460CSADJCAE	34,106	SGCANT18	20,67
CF41R42CHRM	149	MC2432BR	91	N240ELBRM	63	S306030CSAE	106	SGCANT18P	67

PRODUCT INDEX

SGCOBRM.....	69	TE24488Y30CGR2.....	112	TE36548D24.....	114	TR2460ADJGR2.....	110	TS24488T30C.....	116
SGCOLHBRM.....	69	TE24488Y30GR2.....	112	TE36548D24GR2.....	114	TR247230GR3.....	109	TS24488T30CGR2.....	116
SGCOLHNBMRM.....	69	TE24488YADJ.....	35,112	TE36548D30.....	114	TR2472ADJGR3.....	110	TS24488T30GR2.....	116
SGCONBRM.....	69	TE24488YADJGR2.....	112	TE36548D30C.....	114	TR248430GR3.....	109	TS24488TADJ.....	116
SGLAB.....	20,68	TE24548Y24.....	112	TE36548D30CGR2.....	114	TR2484ADJGR3.....	110	TS24488TADJGR2.....	116
SGLABP.....	4,68	TE24548Y24GR2.....	112	TE36548D30GR2.....	114	TR249630GR3.....	109	TS24488Y30.....	115
SGROCK13.....	67	TE24548Y30.....	112	TE36548DADJ.....	114	TR2496ADJGR3.....	110	TS24488Y30C.....	115
SGROCK13A.....	67	TE24548Y30C.....	112	TE36548DADJGR2.....	114	TR303630GR1.....	109	TS24488Y30CGR2.....	115
SGROCK15.....	67	TE24548Y30CGR2.....	112	TE36608D24.....	114	TR3036ADJGR1.....	110	TS24488Y30GR2.....	115
SGROCK15A.....	67	TE24548Y30GR2.....	112	TE36608D24GR2.....	114	TR304230GR1.....	109	TS24488YADJ.....	115
SGROCK18.....	67	TE24548YADJ.....	112	TE36608D30.....	114	TR3042ADJGR1.....	110	TS24488YADJGR2.....	115
SGROCK18A.....	67	TE24548YADJGR2.....	112	TE36608D30C.....	114	TR304830GR2.....	109	TS24548T30.....	116
SGTALHKD.....	133	TE24608Y24.....	112	TE36608D30CGR2.....	114	TR3048ADJGR2.....	110	TS24548T30C.....	116
SGTARHKD.....	133	TE24608Y24GR2.....	112	TE36608D30GR2.....	114	TR305430GR2.....	109	TS24548T30CGR2.....	116
SGTASK18.....	20,68	TE24608Y30.....	112	TE36608DADJ.....	114	TR3054ADJGR2.....	110	TS24548T30GR2.....	116
SGTASK18A.....	68	TE24608Y30C.....	112	TE36608DADJGR2.....	114	TR306030GR2.....	109	TS24548TADJ.....	116
SGTASK18AP.....	68	TE24608Y30CGR2.....	112	TE36728D24.....	114	TR3060ADJGR2.....	110	TS24548TADJGR2.....	116
SGTASK18P.....	4,68	TE24608Y30GR2.....	112	TE36728D24GR2.....	114	TR307230GR3.....	109	TS24548Y30.....	115
T3050.....	93	TE24608YADJ.....	35,112	TE36728D30.....	114	TR3072ADJGR3.....	110	TS24548Y30C.....	115
T3050L.....	93	TE24608YADJGR2.....	112	TE36728D30C.....	114	TR363630GR1.....	109	TS24548Y30CGR2.....	115
T3056P.....	93	TE24728Y24.....	112	TE36728D30CGR2.....	114	TR3636ADJGR1.....	110	TS24548Y30GR2.....	115
T3056PL.....	93	TE24728Y24GR2.....	112	TE36728D30GR2.....	114	TR364230GR1.....	109	TS24548YADJ.....	115
T3060.....	93	TE24728Y30.....	112	TE36728DADJ.....	114	TR3642ADJGR1.....	110	TS24548YADJGR2.....	115
T3060L.....	93	TE24728Y30C.....	112	TE36728DADJGR2.....	114	TR364830GR2.....	109	TS24608T30.....	116
T3066P.....	27,93	TE24728Y30CGR2.....	112	TEXTCPU.....	116	TR3648ADJGR2.....	110	TS24608T30C.....	116
T3066PL.....	93	TE24728Y30GR2.....	112	TGANG.....	117	TR365430GR2.....	109	TS24608T30CGR2.....	116
T762ELECT.....	104,108	TE24728YADJ.....	112	TH24368YADJ.....	119	TR3654ADJGR2.....	110	TS24608T30GR2.....	116
T87CPU.....	104	TE24728YADJGR2.....	112	TH24488YADJ.....	119	TR366030GR2.....	109	TS24608TADJ.....	116
TD2128Y30BBM.....	92	TE30368D24.....	112	TH24548YADJ.....	119	TR3660ADJGR2.....	110	TS24608TADJGR2.....	116
TD2128Y30BHM.....	92	TE30368D24GR1.....	112	TH24608YADJ.....	119	TR367230GR3.....	109	TS24608Y30.....	115
TD2128Y30BRM.....	92	TE30368D30.....	112	TH24728YADJ.....	119	TR3672ADJGR3.....	110	TS24608Y30C.....	115
TD2128Y30BRTM.....	92	TE30368D30C.....	112	TH30368DADJ.....	119	TRMP28.....	110	TS24608Y30CGR2.....	115
TD2128YADJBHM.....	92	TE30368D30CGR1.....	112	TH30488DADJ.....	119	TRMP36.....	110	TS24608Y30GR2.....	115
TD2128YADJBHM.....	92	TE30368D30GR1.....	112	TH30548DADJ.....	119	TRMP42.....	110	TS24608YADJ.....	115
TD2128YADJBHM.....	92	TE30368DADJ.....	112	TH30608DADJ.....	119	TRMP48.....	110	TS24608YADJGR2.....	115
TD2128YADJBRTM.....	92	TE30368DADJGR1.....	112	TH30728DADJ.....	119	TRMP54.....	110	TS24728T30.....	116
TD2128YADJM.....	6,92	TE30488D24.....	113	THEC.....	119	TRMP60.....	110	TS24728T30C.....	116
TD24488YADJBB.....	27,93	TE30488D24GR2.....	113	TKBMT19.....	103,109,110	TRMP72.....	110	TS24728T30CGR2.....	116
TD24488YADJBR.....	93	TE30488D30.....	113	TKBMT24.....	103,108,110,117,120	TRMP84.....	110	TS24728T30GR2.....	116
TD24488YADJBRT.....	93	TE30488D30C.....	113	TKBMT27.....	33,35,104,110,117,120	TRMP96.....	110	TS24728TADJ.....	116
TE20488Y24.....	111	TE30488D30CGR2.....	113	TKBMT29.....	33,104,110	TS20368Y30.....	114	TS24728TADJGR2.....	116
TE20488Y24GR2.....	111	TE30488D30GR2.....	113	TKBMT27.....	33,104,110	TS20368Y30C.....	114	TS24728Y30.....	115
TE20488Y30.....	111	TE30488DADJ.....	113	TKBMT29.....	33,104,110	TS20368YADJ.....	114	TS24728Y30C.....	115
TE20488Y30C.....	111	TE30488DADJGR2.....	113	TKBMT29.....	33,104,110	TS20488Y30.....	114	TS24728Y30CGR2.....	115
TE20488Y30CGR2.....	111	TE30548D24.....	113	TKBMT29.....	33,104,110	TS20488Y30C.....	114	TS24728Y30GR2.....	115
TE20488Y30GR2.....	111	TE30548D24GR2.....	113	TKBMT29.....	33,104,110	TS20488Y30CGR2.....	114	TS24728YADJ.....	115
TE20488YADJ.....	111	TE30548D30.....	113	TKBMT29.....	33,104,110	TS20488YADJ.....	114	TS24728YADJGR2.....	115
TE20488YADJGR2.....	111	TE30548D30C.....	113	TKBMT29.....	33,104,110	TS20488YADJGR2.....	114	TT0919.....	142
TE20548Y24.....	111	TE30548D30CGR2.....	113	TKBMT29.....	33,104,110	TS20548Y30.....	114	TT121812.....	142,143
TE20548Y24GR2.....	111	TE30548D30GR2.....	113	TKBMT29.....	33,104,110	TS20548Y30C.....	114	TT12183.....	142,143
TE20548Y30.....	111	TE30548DADJ.....	113	TKBMT29.....	33,104,110	TS20548Y30CGR2.....	114	TT12186.....	142,143
TE20548Y30C.....	111	TE30548DADJGR2.....	113	TKBMT29.....	33,104,110	TS20548YADJ.....	114	TT1412.....	138,142
TE20548Y30CGR2.....	111	TE30608D24.....	113	TKBMT29.....	33,104,110	TS20548YADJGR2.....	114	TT1419.....	142
TE20548Y30GR2.....	111	TE30608D24GR2.....	113	TKBMT29.....	33,104,110	TS20608Y30.....	115	TT2042830.....	118
TE20548YADJ.....	111	TE30608D30.....	113	TKBMT29.....	33,104,110	TS20608Y30C.....	115	TT20428ADJ.....	118
TE20548YADJGR2.....	111	TE30608D30C.....	113	TKBMT29.....	33,104,110	TS20608Y30CGR2.....	115	TT2048830.....	118
TE20608Y24.....	111	TE30608D30CGR2.....	113	TKBMT29.....	33,104,110	TS20608YADJ.....	115	TT20488ADJ.....	118
TE20608Y24GR2.....	111	TE30608D30GR2.....	113	TKBMT29.....	33,104,110	TS20608YADJGR2.....	115	TT2060830.....	118
TE20608Y30.....	111	TE30608DADJ.....	35,113	TKBMT29.....	33,104,110	TS20728Y30.....	115	TT20608ADJ.....	118
TE20608Y30C.....	111	TE30608DADJGR2.....	113	TKBMT29.....	33,104,110	TS20728Y30C.....	115	TT2072830.....	118
TE20608Y30CGR2.....	111	TE30728D24.....	113	TKBMT29.....	33,104,110	TS20728Y30CGR2.....	115	TT20728ADJ.....	118
TE20608Y30GR2.....	111	TE30728D24GR2.....	113	TKBMT29.....	33,104,110	TS20728YADJ.....	115	TT2442830.....	118
TE20608YADJ.....	35,111	TE30728D30.....	113	TKBMT29.....	33,104,110	TS20728YADJGR2.....	115	TT24428ADJ.....	118
TE20608YADJGR2.....	111	TE30728D30C.....	113	TKBMT29.....	33,104,110	TS24368T30.....	116	TT2448830.....	118
TE20728Y24.....	111	TE30728D30CGR2.....	113	TKBMT29.....	33,104,110	TS24368T30C.....	116	TT24488ADJ.....	118
TE20728Y24GR2.....	111	TE30728D30GR2.....	113	TKBMT29.....	33,104,110	TS24368T30CGR1.....	116	TT2460830.....	118
TE20728Y30.....	111	TE30728DADJ.....	35,113	TKBMT29.....	33,104,110	TS24368T30GR1.....	116	TT24608ADJ.....	118
TE20728Y30C.....	111	TE30728DADJGR2.....	113	TKBMT29.....	33,104,110	TS24368TADJ.....	116	TT2472830.....	118
TE20728Y30CGR2.....	111	TE36488D24.....	113	TKBMT29.....	33,104,110	TS24368TADJGR1.....	116	TT24728ADJ.....	118
TE20728Y30GR2.....	111	TE36488D24GR2.....	113	TKBMT29.....	33,104,110	TS24368Y30.....	115	TT3042830.....	118
TE20728YADJ.....	111	TE36488D30.....	113	TKBMT29.....	33,104,110	TS24368Y30C.....	115	TT30428ADJ.....	118
TE20728YADJGR2.....	111	TE36488D30C.....	113	TKBMT29.....	33,104,110	TS24368Y30CGR1.....	115	TT3048830.....	118
TE24488Y24.....	112	TE36488D30CGR2.....	113	TKBMT29.....	33,104,110	TS24368Y30GR1.....	115	TT30488ADJ.....	118
TE24488Y24GR2.....	112	TE36488D30GR2.....	113	TKBMT29.....	33,104,110	TS24368YADJ.....	115	TT3060830.....	118
TE24488Y30.....	112	TE36488DADJ.....	113	TKBMT29.....	33,104,110	TS24368YADJGR1.....	115	TT30608ADJ.....	118
TE24488Y30C.....	112	TE36488DADJGR2.....	113	TKBMT29.....	33,104,110	TS24488T30.....	116	TT3072830.....	118

PRODUCT INDEX

TT30728ADJ.....	118	VSC248430.....	95	ZADJ2026BOXM.....	4,22,80	ZBOOMSUS.....	23,82	ZSLED8RM.....	75
TUP.....	109,117	VSC248430U.....	96	ZADJ2026BRBHM.....	80	ZBOOMSUTTBHGM.....	82	ZSLEDNBRM.....	75
TUPD.....	109,117	VSC2484ADJ.....	95	ZADJ2026BRBM.....	80	ZBOOMSUTTBHM.....	82	ZTASK15.....	74
TVC.....	103,104	VSC2484ADJU.....	96	ZADJ2026BRTBM.....	80	ZBOOMSUTTGM.....	82	ZTASK18.....	4,22,74
TWC12.....	117	VSC304830.....	95	ZADJ2026BRTM.....	80	ZBOOMSUTTM.....	82	ZTASK18A.....	74
TWC16.....	117	VSC304830U.....	96	ZADJ2026M.....	4,23,80	ZBOOMTTBHCgm.....	82	ZU413.....	5,21,73
TWMB.....	117	VSC3048ADJ.....	95	ZADJ2031BHM.....	80	ZBOOMTTBHCm.....	82	ZU415.....	5,21,73
TWMP36.....	103,104	VSC3048ADJSU.....	97	ZADJ2031BOXM.....	23,80	ZBOOMTTBHGm.....	81	ZU418.....	5,21,73,160
TWMP48.....	33,104	VSC3048ADJU.....	96	ZADJ2031BRM.....	80	ZBOOMTTBHM.....	81	ZU418TABR.....	75
TWMP60.....	10,104	VSC3048ADJUSU.....	97	ZADJ2031BRTBM.....	80	ZBOOMTTCCM.....	82	ZU418TABRLH.....	75
TWMP72.....	33,104	VSC3054ADJSU.....	97	ZADJ2031BRTM.....	80	ZBOOMTTCCm.....	82	ZU418TAFBR.....	75
TWMT36.....	117	VSC3054ADJUSU.....	97	ZADJ2031M.....	80	ZBOOMTTGm.....	81	ZU418TAFBR LH.....	75
TWMT48.....	117	VSC306030.....	95	ZBH.....	117,120	ZBOOMTTM.....	81		
TWMT54.....	117	VSC306030U.....	96	ZBOOMBBBHCm.....	81	ZBOOMW.....	83		
TWMT60.....	117	VSC3060ADJ.....	95	ZBOOMBBBHGM.....	81	ZBOOMWC.....	83		
TWMT72.....	117	VSC3060ADJSU.....	97	ZBOOMBBBHm.....	81	ZBOOMWCG.....	83		
U2424.....	146	VSC3060ADJU.....	96	ZBOOMBBCHGM.....	81	ZBOOMWG.....	83		
U2430.....	146	VSC3060ADJUSU.....	97	ZBOOMBBCHm.....	81	ZBOX.....	117		
U24R.....	146	VSC307230.....	95	ZBOOMBBGm.....	81	ZBR.....	117		
U3030.....	146	VSC307230U.....	96	ZBOOMBBM.....	4,23,81	ZBRT.....	117		
U3042.....	146	VSC3072ADJ.....	95	ZBOOMBHCm.....	81	ZC1CT.....	76		
U3048.....	146	VSC3072ADJSU.....	97	ZBOOMBHGM.....	81	ZC1CTM.....	76		
U30R.....	146	VSC3072ADJU.....	96	ZBOOMBHGm.....	81	ZC1LHCT.....	76		
U3636.....	146	VSC3072ADJUSU.....	97	ZBOOMBHM.....	23,81	ZC1LHCTM.....	76		
U36R.....	146	VSC308430.....	95	ZBOOMBRBHCm.....	81	ZC3CT.....	76		
U4242.....	146	VSC308430U.....	96	ZBOOMBRBHGM.....	81	ZC3CTM.....	76		
U42R.....	146	VSC3084ADJ.....	95	ZBOOMBRBHm.....	81	ZC3LHCT.....	76		
U43CAST.....	144	VSC3084ADJU.....	96	ZBOOMBRBHM.....	81	ZC3LHCTM.....	76		
U48R.....	146	VSC309630.....	95	ZBOOMBRCHGM.....	81	ZCANT13.....	74		
U87CAST.....	104	VSC309630U.....	96	ZBOOMBRCHm.....	81	ZCANT15.....	22,74		
U9024CAST.....	48,49,52,55,56, 62,64,68,74	VSC3096ADJ.....	95	ZBOOMBRGM.....	81	ZCANT18.....	22,74		
U9050CAST.....	46,52,62	VSC3096ADJU.....	96	ZBOOMBRM.....	23,81	ZCOBRM.....	75		
UBOOK.....	10,28,102	VSC364830.....	95	ZBOOMBRTBHCm.....	81	ZCOLHBRM.....	75		
UGANG.....	102,104	VSC364830U.....	96	ZBOOMBRTBHGM.....	81	ZCONBRM.....	22,75		
UGLIDE.....	48,49,52,55,56, 62,64,68,74,144	VSC3648ADJ.....	95	ZBOOMBRTCM.....	82	ZDESK226029.....	83		
UGRMT27.....	104	VSC3648ADJU.....	96	ZBOOMBRTGm.....	81	ZDESK226029BOX.....	83		
UGRMT35.....	104	VSC366030.....	95	ZBOOMBRTM.....	81	ZDESK226029BR.....	83		
UPDRWL.....	117	VSC366030U.....	96	ZBOOMCGM.....	82	ZDESK29BHM.....	83		
UTOTE.....	32,102	VSC367230.....	95	ZBOOMCM.....	23,82	ZDESK29BOXM.....	83		
VSC203630.....	95,97	VSC367230U.....	96	ZBOOMGM.....	81	ZDESK29BRBHM.....	83		
VSC203630U.....	96	VSC3672ADJ.....	95	ZBOOMM.....	23,81	ZDESK29BRM.....	83		
VSC2036ADJ.....	95	VSC3672ADJU.....	96	ZBOOMSUBBBHGM.....	82	ZDESK29BRTBM.....	83		
VSC2036ADJU.....	96	VSC368430.....	95	ZBOOMSUBBBHM.....	82	ZDESK29BRTM.....	83		
VSC204830.....	95	VSC368430U.....	96	ZBOOMSUBBGM.....	82	ZDESK29M.....	23,83		
VSC204830U.....	96	VSC3684ADJ.....	95	ZBOOMSUBBM.....	82	ZDESK29QBOXM.....	84		
VSC2048ADJ.....	95	VSC3684ADJU.....	96	ZBOOMSUBBHGM.....	82	ZDESK29QBRM.....	84		
VSC2048ADJU.....	96	VSC369630.....	95	ZBOOMSUBHGM.....	82	ZDESK29QBRTM.....	84		
VSC206030.....	95	VSC369630U.....	96	ZBOOMSUBHM.....	82	ZDESK29QM.....	23,84		
VSC206030U.....	96	VSC3696ADJ.....	95	ZBOOMSUBRBHGM.....	82	ZDESK29W.....	84		
VSC2060ADJ.....	95	VSC3696ADJU.....	96	ZBOOMSUBRBHM.....	82	ZHEX30BHM.....	84		
VSC2060ADJU.....	96	VSC424230.....	95	ZBOOMSUBRGM.....	82	ZHEX30BOXM.....	84		
VSC243630.....	95	VSC424230U.....	96	ZBOOMSUBRTBHCm.....	82	ZHEX30BRM.....	84		
VSC243630U.....	96	VSC4242ADJ.....	95	ZBOOMSUBRTBHM.....	82	ZHEX30BRTM.....	84		
VSC2436ADJ.....	95	VSC4242ADJU.....	96	ZBOOMSUBRTGM.....	82	ZHEX30M.....	84		
VSC2436ADJU.....	96	VSC484830.....	95	ZBOOMSUBRTM.....	82	ZHEX30M.....	84		
VSC244830.....	95	VSC484830U.....	96	ZBOOMSUGM.....	82	ZHEXBOXM.....	4,23,84		
VSC244830U.....	96	VSC4848ADJ.....	95	ZBOOMSULBBBHGM.....	82	ZHEXBRM.....	23,84		
VSC2448ADJ.....	95	VSC4848ADJU.....	96	ZBOOMSULBBBHm.....	82	ZHEXBRM.....	84		
VSC2448ADJSU.....	97	Z202630BHM.....	22,79	ZBOOMSULBBGm.....	82	ZHEX.....	4,23,84		
VSC2448ADJU.....	96	Z202630BOXM.....	79	ZBOOMSULBBM.....	82	ZLAB.....	4,22,74		
VSC2454ADJSU.....	97	Z202630BRBHM.....	79	ZBOOMSULBBHGM.....	82	ZOCT30BHM.....	85		
VSC2454ADJUSU.....	97	Z202630BRM.....	79	ZBOOMSULBBHm.....	82	ZOCT30BOXM.....	85		
VSC246030.....	95	Z202630BRTBM.....	79	ZBOOMSULBRBHCm.....	82	ZOCT30BRM.....	85		
VSC246030U.....	96	Z202630BRTM.....	79	ZBOOMSULBRBHGM.....	82	ZOCT30BRTM.....	85		
VSC2460ADJ.....	95	Z202630M.....	22,79	ZBOOMSULBRGM.....	82	ZOCT30M.....	85		
VSC2460ADJSU.....	97	Z203130BHM.....	79	ZBOOMSULBRM.....	82	ZOCTBHM.....	85		
VSC2460ADJU.....	96	Z203130BOXM.....	79	ZBOOMSULBRTBHCm.....	82	ZOCTBOXM.....	85		
VSC2460ADJUSU.....	97	Z203130BRBHM.....	79	ZBOOMSULBRTBHM.....	82	ZOCTBRM.....	85		
VSC247230.....	95	Z203130BRM.....	80	ZBOOMSULBRTGM.....	82	ZOCTBRTM.....	85		
VSC2472ADJ.....	95	Z203130BRTBM.....	80	ZBOOMSULBRTM.....	82	ZOCTM.....	85		
VSC2472ADJSU.....	97	Z203130BRTM.....	80	ZBOOMSULBRTM.....	82	ZROCK13.....	21,73		
VSC2472ADJU.....	96	Z203130M.....	80	ZBOOMSULBGM.....	82	ZROCK13A.....	73		
VSC2472ADJUSU.....	97	ZADJ2026BHM.....	22,80	ZBOOMSULBTBHCm.....	83	ZROCK15.....	21,73		
				ZBOOMSULBTBHGM.....	83	ZROCK15A.....	73		
				ZBOOMSULBTTCM.....	83	ZROCK18.....	4,21,73		
				ZBOOMSULBTM.....	83	ZROCK18A.....	73		

GENERAL INFORMATION

PRODUCT EVALUATION & TESTING

As a service to our customers and to assure superior levels of quality control, Virco tests and evaluates our products according to rigorous standards. Virco's product evaluation program includes applicable performance testing for strength, durability and stability as established by the Business and Institutional Furniture Manufacturer's Association and accepted by the American National Standards Institute.

ANSI/BIFMA TESTED

Virco's Ultrastack™, Virtuoso® and 8800 Series chairs; 2000 Series, I.Q. Series, 3000 Series, 4000 Series tables with standard-height legs, 4300 Series, 53 Series desks and returns, 53VF Series vertical files and 53LF lateral files, 53MP Series mobile pedestal units, 53CAB Series metal storage cabinets, 54VF Series vertical files, 6000, 6100 (Core-a-Gator®), 62000, 6800, 7900, 8700 871, 871M, 878 and Future Access® Series tables, 785 Series student desks, Sigma Series desks, 751 lift lid student desks, Jr. Executive student desks, 7900 Series desks, 72 Series student desks, 8900 Series chairs, 9000 Series, Analogy Series (except ROCK models), Civitas Series Seating (except ROCK models), Flip-Top Technology tables, Lunada® Series tables, N2 Series, Metaphor Series, Parameter® Series desks and returns, Plateau® Series round, rectangular and racetrack tables, Sage Series (except ROCK models), Makerspace, TEXT® Series tables, ZUMA Series (except ROCK models), 120, 121 and 122 Series Stools, included in this catalog have passed applicable performance tests for strength, durability, and stability as established by the Business and Institutional Furniture Manufacturer's Association International and accepted by the American National Standards Institute.

UPHOLSTERY TESTING

The following Virco upholstery materials pass California Technical Information Bulletin 117, Section E: Ultratexhyde vinyl, Bastille fabric, Confetti fabric, Express fabric, Linen vinyl, Pacifica fabric, Sedona fabric, Select vinyl, and fabric for Sage™ Series upholstered seating models.

FURNITURE WITH OAK FINISH

Virco's Oak finish highlights the grain and color accents of each furniture item. Because they're crafted from natural hardwood, no two pieces of Oak furniture have exactly the same grain pattern and color; instead, variations in grain and color result in uniquely complementary furniture groupings.

60", 72" AND 84" BOOKCASES

To avoid the risk of a serious tip-over accident, these bookcases must be securely anchored to a wall. Refer to the assembly instructions for more information.

GUIDELINES FOR STACKING & MOVING FURNITURE

The number of pieces of furniture that can be safely stacked or moved on Virco's mobile storage equipment will vary depending on many factors, including the furniture's height, weight and general design; the speed at which the unit will be moved; the terrain over which it will travel; and the strength of the operator(s). Care should be taken not to stack to the point of unsteadiness. Virco recommends starting with small, easily handled loads and adding one to two pieces of furniture at a time to determine the safe capacity for each set of conditions. Use Virco mobile storage equipment with appropriate Virco furniture only.

HEALTHY KIDS™

Healthy Kids™ products help promote better air quality in our children's classrooms and enable you to make healthy choices for your early learning environment. Good for this generation and many more to come, Healthy Kids products include some or all of these features and benefits:

- GREENGUARD® certified Tuff-Gloss Finishing System™
- Natural Hardwood Plywood
- Certified CARB-2 Compliant
- CPSIA Compliant
- Heavily Rounded Edges & Corners
- Glue-Dado-Pin Construction
- Tip-Me-Not™ Doors
- Pinch-Me-Not™ Hinges
- You may qualify for LEED® credits

GENERAL INFORMATION

VIRCO LIFETIME WARRANTY

Virco will repair or replace, at its option, any Virco furniture or equipment product which proves to be defective in original material or workmanship as long as the product is owned by its original purchaser. This is your sole and exclusive remedy. This warranty covers products manufactured after January 1, 2015 and is subject to the following qualifications.

Limitations:

From the date of purchase, Virco's warranty covers the items below as follows:

10 Years

Laminates, seating controls, all seating, desks, table and storage products unless otherwise indicated in this warranty.

5 Years

Glides, casters, pneumatic cylinders and torsion bars on mobile folding tables.

1 Year

Chairs with custom logos applied to their upholstered seats and/or backs.

Exclusions:

This warranty excludes:

- Apparent defects caused by abusive or abnormal use of the product.
- Products not assembled, installed or used in compliance with Virco's product instructions or warnings.
- Failures resulting from inadequate inspection and maintenance.
- The effects of normal usage over time.
- Any damage caused during shipment (see the current Virco price list's "Steps to Take When Receiving Shipments" for more information).
- Product modifications not approved by Virco.
- Vinyl and fabric upholstery material, except as may be offered by the mill source.
- Rust caused by natural elements or high exposure to moisture.
- Products used for rental purposes.

Natural Materials, Color Variations & Customer's Own Materials

Leather, wood and other natural materials may have intrinsic grains or patterns that are distinguishing features and not regarded as defects. Virco cannot warrant the matching of grains, patterns, textures, colors, or the color-fastness of such materials. In addition, Virco does not warrant Customer's Own Materials (COM) that are chosen and used in a Virco product at a customer's request.

THERE ARE NO IMPLIED WARRANTIES OF FITNESS OR MERCHANTABILITY, AND THERE ARE NO OTHER EXPRESS WARRANTIES BEYOND THE WARRANTIES EXPRESSED HERE. ALL INCIDENTAL OR CONSEQUENTIAL DAMAGES WHICH MAY ARISE, INCLUDING BUT NOT LIMITED TO BUSINESS LOSSES, PERSONAL PROPERTY DAMAGE, AND THIRD PARTY LIABILITIES ARE HEREBY EXPRESSLY EXCLUDED.

To obtain service under this warranty:


Please contact your local Virco Sales Representative or Customer Service at 800.448.4726.

Care & Use Instructions Notice:

To prevent structural failures and possible injury, furniture should not be used other than for its intended purpose and should be inspected regularly for loose or missing screws or rivets, metal fatigue, cracks, broken welds, missing attachments, loose staples and general instability. Furniture that is damaged or appears to be unstable should immediately be removed from service, reported to the facility manager and replaced or repaired. Repairs should only be made using factory-authorized parts and methods. For information on furniture maintenance, or to report furniture which requires service, call Virco toll-free at 800.448.4726. Furniture should be wiped down with mild soap and water as needed.

VIRCO AND THE ENVIRONMENT

GREENGUARD®

Hundreds of Virco furniture models have earned stringent GREENGUARD® Gold certification (formerly known as Greenguard Children & Schools Program certification) for low chemical emissions into indoor air. When this icon  is shown at the bottom of a page in this price list, all products on that page are Greenguard Gold certified. For the most current listing of Virco's Greenguard-certified products — including models that may have been certified since the publication of this price list — go to www.greenguard.org and click on the Find Products link.

To search the Greenguard Certification Product Guide for Virco's Greenguard-certified products, be sure to search by the series name (for example, ZUMA®) or series number (for example, 3000 Series) rather than by specific model numbers (for example, ZU418 or 3018) since the search function will not recognize Virco model numbers. The Greenguard Certification Product Guide also has printable Greenguard certificates for Virco's Greenguard-certified furniture items. Please note that these certificates refer to Virco product groups (for example, ZUMA 4-Leg Chairs, ZUMA Cantilevered Chairs, and ZUMA Mobile Chairs) rather than to specific model numbers.

As the Greenguard website states, "GREENGUARD Certification ensures that a product has met some of the world's most rigorous and comprehensive standards for low emissions of volatile organic compounds (VOCs) into indoor air." To date, over 300 manufacturers — including Virco — provide customers with Greenguard-certified products.

LEED®

Many of Virco's customers are interested in the LEED® program. LEED, which stands for Leadership in Energy and Environmental Design, is a program of the non-profit U.S. Green Building Council. LEED is a well-known standard for environmentally-friendly buildings.

Virco furniture can help you earn points under the LEED for Schools and rating systems. Hundreds of Virco's Greenguard-certified products can help you earn an Indoor Air Quality (IAQ) credit under the LEED for Schools rating system. Depending on the project, Virco furniture can also help you earn LEED credits for Materials & Resources (MR). ZUMAFrd™ and Virco's other Greenguard-certified products are well suited to green building projects. Virco's Take-Back program can also help reduce the environmental impact of a renovation project.

For any questions about how Virco products can help your building project earn LEED points, please contact your Virco Sales Representative.

WASTEWISE

The U.S. Environmental Protection Agency's WasteWise program -- according to its website -- "helps organizations and businesses reduce waste and practice sustainable materials management through the prevention and recycling of municipal solid waste (common household and business waste) and select industrial materials."

Virco joined the EPA's WasteWise Program as a charter member in 1994. Over the years, we've been privileged to receive a number of WasteWise honors, including: WasteWise Program Champion (1998, 1999 & 2001); WasteWise Partner of the Year for Large Businesses (2000 & 2002); and WasteWise Climate Change Partner of the Year (2002). In 2003, Virco was designated as a charter member of the WasteWise Hall of Fame.

If your organization isn't already a member, we strongly encourage you to join WasteWise; information is available at:

<http://www.epa.gov/epawaste/conserve/smm/wastewise/about.htm>.

TAKE-BACK PROGRAM

Through this ground-breaking program — launched in 2006 — Virco takes back out-of-service furniture from qualifying schools, colleges and universities and recycles the components. Some of this recycled material can then be included in the Fortified Recycled Wood™ that's used to make seats, backrests and work surfaces for our highly sustainable ZUMAFrd furniture.

CASH FOR CARDBOARD

Virco's "Cash for Cardboard" Program helps 35 schools near our Conway, Arkansas facility reap the benefits of recycling. Virco builds recycling bins for these schools, collects their cardboard and transports it to a recycling vendor, then returns the proceeds to the schools. To date, the Cash for Cardboard Program has enabled these schools to earn over \$100,000.

VIRCO AND THE ENVIRONMENT

RESOURCE RECOVERY ACCOMPLISHMENTS

Over 351,000,000 pounds of recyclables have been processed by Virco since 1989.

Through out comprehensive resource recovery program – which includes over 40 items – Virco recycles:

- More than 1.0 million lbs. of cardboard and paper per year (since 1989, more than 35.5 million lbs. have been recycled);
- More than 1.4 million lbs. of steel and other metals per year (since 1991, more than 132.5 million lbs. of steel and other metals have been recycled);
- More than 1 million lbs. of plastics, including compression-molded hard plastic in 2009 (since 1991, more than 17.8 million lbs. have been recycled);
- In addition, Virco has recycled more than 148.1 million pounds of wood materials, including wood dust, particleboard, and pallets since 1991.
- In 2012, we diverted more than 32,000 pounds of demolition waste from landfill disposal and recycled more than 462,000 pounds of hydraulic oil.
- In 2012, Virco recycled 400 pounds of various types of rubber, including polyurethane foam; we also recycled 2,600 pounds of tires.
- Along with the items noted above, Virco's in-house recycling – as well recycling on behalf of our employees, schools and other organizations – during 2012 included: 11,325 pounds of electronic equipment; 400 pounds of aluminum cans; 16,096 pounds of batteries, 3,200 pounds of newspapers; 250 pounds of light bulbs, fluorescent lights, and other misc. bulbs; 200 pounds of phone books; 230 pounds of appliances; and 672.6 pounds of copper wire and aluminum scrap.
- These efforts have enabled over 12,500,000 pounds of waste to be diverted from landfill disposal each year, on average since 1989; we average approximately, \$130,000 in annual savings by diverting waste from the landfill.

USE OF RECYCLABLE MATERIALS

- All steel used in Virco products is recyclable.
- Virco cartoning: 100% recyclable.
- Foam upholstery material: 100% recyclable.
- Plastics used in Virco products: 100% recyclable.
- In summary, the materials used to manufacture Virco products are 95% recyclable.

RECYCLED CONTENT

Virco uses recycled material in the following:

- Steel: Our steel averages more than 30% post-consumer recycled material.
- Cartoning: Up to 60% post-consumer recycled material.
- Our wood products are also made with post-industrial recycled material.
- Our plastic products are also made with post-industrial recycled material.
- Virco purchases over \$25,000,000 worth of recycled-content materials every year to produce and ship our furniture.

DIRECTED MANUFACTURING PROCESSES

Virco uses a wide range of environmentally friendly manufacturing processes leading to:

- The development of more than 175 production innovations, contributing to the recovery and recycling of waste products in nearly all production areas. As a result, manufacturing processes in Virco's Conway, Arkansas, facilities have been largely waste-free since 2003.
- The elimination of all "wet" paint lines at Virco (replaced by powder coat paint, substantially reducing VOCs).



VIRCO Furniture & Equipment

FOR EDUCATION, HOSPITALITY AND PUBLIC ENVIRONMENTS

2016 **Dealer F.O.B. Factory List Prices**

Copyright 2016, Virco, all rights reserved. Virco®, Lunada®, Metaphor®, Core-a-Gator®, Virtuoso®, Martest 21®, I.Q.®, Parameter®, PlanSCAPE®, Plateau®, Primary Collection®, Sigma®, Sure Edge®, TEXT®, SledCombo®, and ZUMA® are registered at the U.S. Patent and Trademark office. Analogy™, Civitas™, Sage™, Tetra™, Textameter™, Ultrastack™, ZUMAFrd™, Equipment for Educators™, The Classic Series™, Fortified Recycled Wood™, and Comfort Stacker™ are trademarks of Virco Mgmt. Corporation. Greenguard® is a registered trademark of The Greenguard Environmental Institute. LEED® is a registered trademark of the U.S. Green Building Council. UL® is a registered trademark of Underwriters Laboratories Inc. Chemsurf® is a registered trademark of Wilsonart International, Inc. EduCube® is a registered trademark of T.L. Clark, Inc. Wheasel® is a registered trademark of Best-Rite Manufacturing Corporation. Masonite® is a registered trademark of Masonite Corporation. Healthy Kids™ is a trademark of Wood Designs, Inc. Rola-Rack™ is a trademark of Rospatch Corporation. Virco has a continuous product improvement program and reserves the right to make changes in product design, construction, details and color combinations, and to discontinue any product without notice. Possession of this price list does not constitute an offer to sell.

