

F U N C T I O N

V A L U E

D E S I G N



ReGENCY



Regency takes pride in this country and always looks for ways to keep jobs in America.


Our collection of Premium Tops are constructed of quality high pressure laminate and manufactured right here in the U.S. Fusion also features TAA compliant* metals that are approved for federal offices and U.S. government buildings. Supplement these products with storage components and power solutions that are also made in the United States. Gather a creative team in our Fusion Benching Stations which can also be fitted with articulating Monitor Mounts. Complete your office with our TAA qualified office chairs that are a perfect fit for you or your guests.

Experience true American quality and see the advantage of buying a product manufactured right here in our homeland.

U - D E S K

The Fusion Collection unites quality contract grade metal components with high pressure laminate tops. You can upgrade your corporate office with one of 4 different U-Desk sizes. Perforated metal modesties offer cabling cutouts and wire management C-Legs feed cables from the floor to your desktop for a neat clean finish.

See Page 12 for Storage Component Specifications.
Laminates Swatches- See back cover.



U-DESK



72" U-Desk Shell with 48" Bridge	MUDSP723048	72"W x 102"D x 29"H
72" U-Desk Shell with 42" Bridge	MUDSP723042	72"W x 96"D x 29"H
66" U-Desk Shell with 48" Bridge	MUDSP663048	66"W x 102"D x 29"H
66" U-Desk Shell with 42" Bridge	MUDSP663042	66"W x 96"D x 29"H

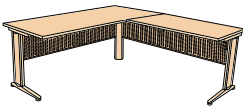
* "Trade Agreement Act — Designated Countries."
Department Of Veterans Affairs.
Office of Acquisition and Logistics,
05 June 2012. Web. 02 May 2013.
<<http://www.va.gov/oal/business/fss/taa.asp>>.



L - D E S K

Whether it be a collaborative work environment or your very own executive office, Fusion has just what you need. The P-Top L-Desk offers plenty of leg room for your team to pull up close and handle daily tasks. The standard L-Desk is great for departments that work in collaboration while still managing to provide ample work space. Our many different sizes are sure to fit within any layout.

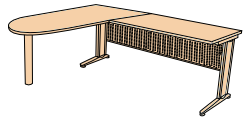
See Page 12 for Storage Component Specifications.
Laminates Swatches- See back cover.



L-DESK



72" L-Desk Shell with 48" Return	MLDSP723048	72"W x 78"D x 29"H
72" L-Desk Shell with 42" Return	MLDSP723042	72"W x 72"D x 29"H
66" L-Desk Shell with 48" Return	MLDSP663048	66"W x 78"D x 29"H
66" L-Desk Shell with 42" Return	MLDSP663042	66"W x 72"D x 29"H



P-TOP L-DESK

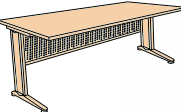


72" P-Top L-Desk Shell with 48" Return	MPLDSP723048	72"W x 78"D x 29"H
72" P-Top L-Desk Shell with 42" Return	MPLDSP723042	72"W x 72"D x 29"H
66" P-Top L-Desk Shell with 48" Return	MPLDSP663048	66"W x 78"D x 29"H
66" P-Top L-Desk Shell with 42" Return	MPLDSP663042	66"W x 72"D x 29"H



Organize your next training seminar and let Fusion assist you. These training tables are equipped with an unrivaled wire management solution that is sure to keep cabling neat and provide immediate access to technology. Wires travel from the desktop to the modesty cutout and down the C-Leg to their power source. Select from 8 different sizes to accommodate your needs or arrange them side to side for even more surface area. To make life even easier, simply add casters to make your training tables mobile.

Laminates Swatches- See back cover.



TRAINING TABLES



84"x 24" Training Table	MFTTP8424	84"W x 24"W x 29"H
72"x 30" Training Table	MFTTP7230	72"W x 30"D x 29"H
72"x 24" Training Table	MFTTP7224	72"W x 24"D x 29"H
66"x 30" Training Table	MFTTP6630	66"W x 30"D x 29"H
66"x 24" Training Table	MFTTP6624	66"W x 24"D x 29"H
60"x 24" Training Table	MFTTP6024	60"W x 24"D x 29"H
48"x 24" Training Table	MFTTP4824	48"W x 24"D x 29"H
42"x 24" Training Table	MFTTP4224	42"W x 24"D x 29"H



ACCESSORIES



Training Table Casters (Set of 2)	MCLCASTER	5"W x 5"D x 4"H
-----------------------------------	-----------	-----------------



Mobile Casters makes moving and transporting desks easy.

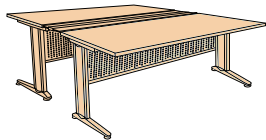


Wire Management C-Legs offer concealed cabling from your desktop down through the leg to the floor.

BENCHING

The Fusion Benching Stations allow project teams to work in a collaborative environment as 3/8" frosted Plexiglas privacy panels define boundaries for each individual. The convenient built-in wiring troughs can be outfitted with optional power and allows desktop access to outlets. You will find that this all-in-one workstation will have you up and running in no time to bring your company goals and aspirations alive!

See Page 12 for Storage Component Specifications.
Optional power accessories- See page 10.
Laminates Swatches- See back cover.

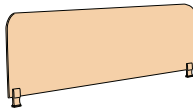


BENCHING



48"x 58" Benching Station	MFBP4858	48"W x 58"D x 29"H
66"x 58" Benching Station	MFBP6658	66"W x 58"D x 29"H
72"x 58" Benching Station	MFBP7258	72"W x 58"D x 29"H

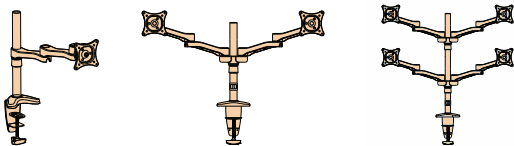
*All components include (2) Training Tables, Wire Management Tray, Cabling Cover and Canal.



PRIVACY PANELS



48" Privacy Panel	MFPD48	48"W x 3/8"D x 17.5"H
66" Privacy Panel	MFPD66	66"W x 3/8"D x 17.5"H
72" Privacy Panel	MFPD72	72"W x 3/8"D x 17.5"H



MONITOR MOUNTS

Single Monitor Mount	CA1	26"W x 5"W x 24"H
Double Monitor Mount	CA2	48"W x 5"D x 24"H
Quad Monitor Mount	CA4	48"W x 5"D x 35"H

FUSION



Wire Management Trays organize cords and route them to the work surfaces for easy access.

POWER

Our 8 wire 4 circuit (2+2) power systems and are CL/UL certified. We offer double sided power blocks that can accommodate up to 8 simplexes. This design allows more simplexes to be used per power block location, therefore lowering your overall electrical costs. All molded components are made of high impact resistant LEXAN and all cables have galvanized steel flex covering.



POWER BLOCKS




2 Sided Box	P2SB
-------------	------



SIMPLEXES



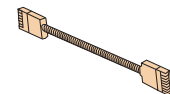
Simplex Circuit 1 Black	PS1BK
Simplex Circuit 2 Black	PS2BK
Isolated Circuit 3 Orange	PSIGOR
Simplex Circuit 4 Black	PS4BK



STARTER CORDS



Wall plate Quick Disconnect	PB84QD
72" Hard Wire/ Female	PF72SBL



POWER TO POWER





23" Power to Power	PPFF23
28" Power to Power	PPFF28
41" Power to Power	PPFF41
53" Power to Power	PPFF53
59" Power to Power	PPFF59
65" Power to Power	PPFF65
77" Power to Power	PPFF77
97" power to Power	PPFF97



ACCESSORIES



Simplex Removal Tool	PSC8SR
----------------------	--------



Quick Disconnect makes powering a new install easy.




Dual sided power blocks accommodate 8 simplexes that will have you up and running in minutes.

FUSION

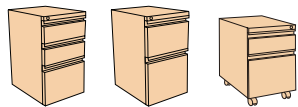
Fusion's prime grade steel storage components come in a variety of options to fit your storage needs. The Laterals feature full extension, ball-bearing drawer slides with an interlocking safety drawer system. File Drawers include side to side file bars. Front to back file bars are sold separately. Drawers lock for security and feature full length, "overlay" drawer fronts. The top door on the 5-Drawer Lateral flips up and recedes over the top of the cabinet. All Pedestals also feature locking drawers and full extension, ball-bearing slides with anti-tip counterweights. The Mobile Box File Pedestal includes four locking casters for easy mobility. The Overhead Storage Cabinet is an additional option to stow away clutter. The heavy gauge steel cabinet features a locking, flipper door that reveals a storage area with 12 3/4" of clearance. No matter your storage need, Fusion has you covered.

Standard Finish- Black. Also available in Grey- Special Order only. Custom Laminate Tops also available. Please contact Customer Service for details.



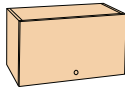
LATERALS

5-Drawer Lateral File	MLF6836US	36"W x 18"D x 68"H
4-Drawer Lateral File	MLF5236US	36"W x 18"D x 52"H
3-Drawer Lateral File	MLF4036US	36"W x 18"D x 40"H
2-Drawer Lateral File	MLF2836US	36"W x 18"D x 28"H



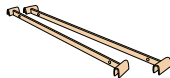
PEDESTALS

Box Box File Pedestal	MPBBF18US	15"W x 18"D x 27"H
File File Pedestal	MPFF18US	15"W x 18"D x 27"H
Mobile Box File Pedestal	MMPBF18US	15"W x 18"D x 22.5"H



OVERHEAD STORAGE

Overhead Storage Cabinet	MWS3615US	36"W x 14"D x 15"H
--------------------------	-----------	--------------------

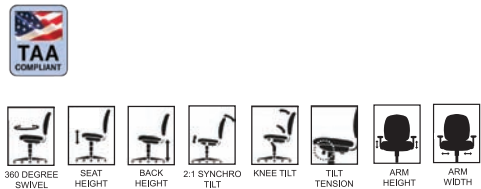


ACCESSORIES









Front to Back File Bars (Set of 2)	MLFBARSETUS	.5"W x 16"D x 1"H
------------------------------------	-------------	-------------------


























*Shown in optional special order Grey with add-on laminate top.





PRODUCT NAME	ITEM #	PRODUCT DIMENSIONS (W" X D" X H")	SEAT DIMENSIONS	BACK DIMENSIONS	SEAT HEIGHT (FROM FLOOR)	ARM HEIGHT (FROM FLOOR)	BACK HEIGHT (FROM FLOOR)
Patriot	5555	27" x 27" x 39"	20"W x 19"D	18"W x 24"H	17-21"H	23-27"H	39-42"H
Features a breathable mesh back with contoured fabric seat for overall comfort and support.							









							
QZ401- GULF	QZ802- TITANIUM	QZ503- FENNEL	QZ801- MYRIAD	QZ902- STORM	QZ101- JUTE	QZ201- OCHRE	QZ302- VENETIAN

PRODUCT NAME	ITEM #	PRODUCT DIMENSIONS (W" X D" X H")	SEAT DIMENSIONS	BACK DIMENSIONS	SEAT HEIGHT (FROM FLOOR)	ARM HEIGHT (FROM FLOOR)	BACK HEIGHT (FROM FLOOR)			
		 360 DEGREE SWIVEL	 SEAT HEIGHT	 SEAT DEPTH	 INDEPENDENT TILT	 FORWARD TILT	 TILT TENSION	 INFINITE TILT LOCK	 ARM HEIGHT	 ARM WIDTH
Kiera Executive	5101	26" x 23" x 40"	20"W x 19"D	19"W x 23"H	19-21"H	25-28"H	-			
This executive swivel offers a contoured, breathable mesh high back and black zenith fabric seat. Features multiple functions including forward tilt, independent tilt and tilt lock.										



											
Kiera Multi-Function	5107	25" x 23" x 35"	20"W x 19"D	20"W x 20"H	18-23"H	25-28"H	35"-39"H				
This multi-functioning swivel features a height adjustable mesh back and plush, black fabric seat. Independent tilt and infinite lock allows the user to find comfort at any angle.											





Kiera	5103	25" x 22" x 35"	20"W x 19"D	20"W x 20"H	18-23"H	25-28"H	35-39"H
This efficient, lightweight task chair features a wide array of functions which include a 2:1 synchro tilt, tilt tension and tilt lock. A breathable black mesh back and plush fabric seat combine for the ultimate in comfort and support.							

Kiera Side	5175	25" x 22" x 37"	20"W x 19"D	20"W x 20"H	18-23"H	25-28"H	35-39"H
Kiera Side with Casters	5175C	25" x 22" x 37"	20"W x 19"D	20"W x 20"H	18-23"H	25-28"H	35-39"H

The Kiera side chairs feature a pencil frame design with curved arms, a breathable mesh back and a plush fabric seat. The Kiera Side with Casters adds mobility and glides smoothly throughout the office.

SWATCHES



The Premium Laminate features a 1-1/8" high pressure laminate surface with a black T-mold edge band.

Please allow a lead time of 4 weeks.

REGENCY INC.
2375 ROMIG RD.
AKRON, OH 44320

PHONE: 866-816-9822
FAX: 330-848-6260

WWW.REGENCYOF.COM




7054-
WILD CHERRY



7909-
FUSION MAPLE




10776-
KENSINGTON MAPLE




10734-
LIMBER MAPLE




4622-
GREY NEBULA




1572-
ANTIQUE WHITE




D30-
NATURAL ALMOND




4623-
GRAPHITE NEBULA




1595-
BLACK



1573-
FROSTY WHITE



D381-
FASHION GREY



D354-
DESIGNER WHITE

REGENCY